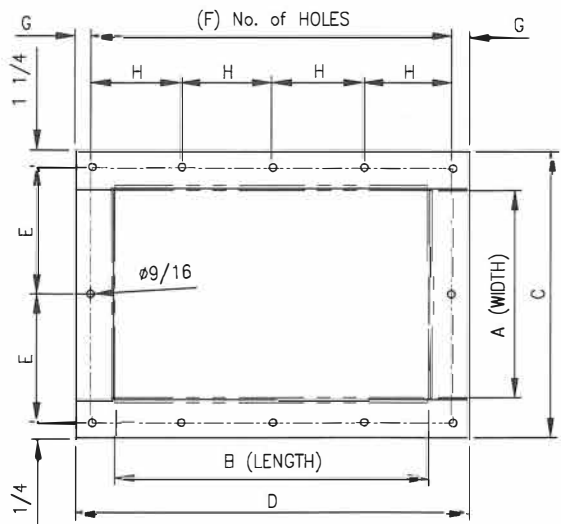


**APPROVAL REQ'D**

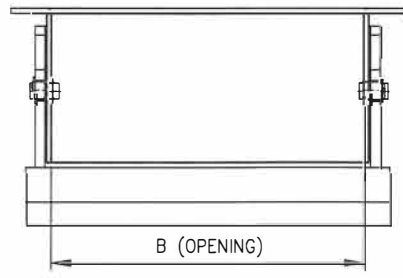
PLEASE CHECK THIS DRAWING CAREFULLY AND MARK APPROPRIATE BOX:  
 APPROVED AS SHOWN  
 APPROVED WITH COMMENTS, NO RESUBMITAL REQ'D  
 NOT APPROVED, RESUBMITAL REQ'D

CUSTOMER NOTE: NO FABRICATION WILL TAKE PLACE BY STEPHENS WITHOUT A SIGNED COPY WITH CUSTOMER APPROVAL.

SIGNATURE: \_\_\_\_\_ DATE: \_\_\_\_\_  
 PLEASE RETURN SIGNED COPY TO ADDRESS ABOVE OR:  
 E-MAIL: \_\_\_\_\_ OR \_\_\_\_\_ FAX: \_\_\_\_\_

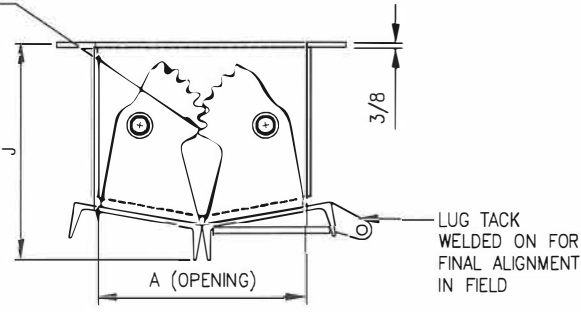


**TOP VIEW**

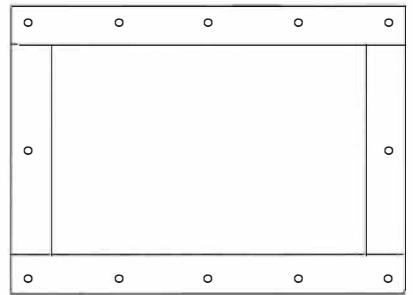


**SIDE VIEW**

NOTE:  
 LOW TOOTH ON GEAR ALWAYS ON AIR CYLINDER SIDE



**END VIEW**



OPTIONS:  
 (K) MATCHING GATE FLANGE  
 HOLES NOT REQUIRED

PART NUMBER	050 - BOLT ON "BOX GATES"										HARDWARE REQUIRED IF OPTION (K) ORDERED (SEE OPTIONS BELOW)			
	B LENGTH	C	D	E	F	G	H	J	BOLT SIZE	QTY.	NUT SIZE	QTY.		
<b>A - WIDTH 12"</b>														
<input type="checkbox"/> 050-121200	12"	18 1/4"	18 1/4"	7 1/8"	3	1 1/4"	7 1/8"	15 3/4"	1/2 x 1 1/2"	8	1/2	8		
<input type="checkbox"/> 050-121400	14"	18 1/4"	20 1/4"	7 1/8"	3	1 1/4"	8 1/8"	15 3/4"	1/2 x 1 1/2"	8	1/2	8		
<input type="checkbox"/> 050-121800	18"	18 1/4"	24 1/4"	7 1/8"	4	1 1/4"	7 1/4"	15 3/4"	1/2 x 1 1/2"	10	1/2	10		
<input type="checkbox"/> 050-122000	20"	18 1/4"	26 1/4"	7 1/8"	4	1 1/8"	8"	15 3/4"	1/2 x 1 1/2"	10	1/2	10		
<input type="checkbox"/> 050-122400	24"	18 1/4"	30 1/4"	7 1/8"	5	1 1/8"	7"	15 3/4"	1/2 x 1 1/2"	12	1/2	12		
<b>A - WIDTH 14"</b>														
<input type="checkbox"/> 050-141400	14"	20 1/4"	20 1/4"	8 3/8"	3	1 1/4"	8 3/8"	16 1/8"	1/2 x 1 1/2"	8	1/2	8		
<input type="checkbox"/> 050-141600	16"	20 1/4"	22 1/4"	8 3/8"	3	1 1/4"	9 1/8"	16 1/8"	1/2 x 1 1/2"	8	1/2	8		
<input type="checkbox"/> 050-141800	18"	20 1/4"	24 1/4"	8 3/8"	4	1 1/4"	7 1/4"	16 1/8"	1/2 x 1 1/2"	10	1/2	10		
<input type="checkbox"/> 050-142000	20"	20 1/4"	26 1/4"	8 3/8"	4	1 1/8"	8"	16 1/8"	1/2 x 1 1/2"	10	1/2	10		
<input type="checkbox"/> 050-142400	24"	20 1/4"	30 1/4"	8 3/8"	5	1 1/8"	7"	16 1/8"	1/2 x 1 1/2"	12	1/2	12		
<b>A - WIDTH 15"</b>														
<input type="checkbox"/> 050-151500	15"	21 1/4"	21 1/4"	9 3/8"	3	1 1/4"	9 3/8"	16 1/2"	1/2 x 1 1/2"	8	1/2	8		
<input type="checkbox"/> 050-152000	20"	21 1/4"	26 1/4"	9 3/8"	4	1 1/8"	8"	16 1/2"	1/2 x 1 1/2"	10	1/2	10		
<input type="checkbox"/> 050-152400	24"	21 1/4"	30 1/4"	9 3/8"	5	1 1/8"	7"	16 1/2"	1/2 x 1 1/2"	12	1/2	12		
<b>A - WIDTH 16"</b>														
<input type="checkbox"/> 050-161600	16"	22 1/4"	22 1/4"	9 3/8"	3	1 1/4"	9 3/8"	16 3/4"	1/2 x 1 1/2"	8	1/2	8		
<input type="checkbox"/> 050-161800	18"	22 1/4"	24 1/4"	9 3/8"	4	1 1/4"	7 1/4"	16 3/4"	1/2 x 1 1/2"	10	1/2	10		
<input type="checkbox"/> 050-162000	20"	22 1/4"	26 1/4"	9 3/8"	4	1 1/8"	8"	16 3/4"	1/2 x 1 1/2"	10	1/2	10		
<input type="checkbox"/> 050-162400	24"	22 1/4"	30 1/4"	9 3/8"	5	1 1/8"	7"	16 3/4"	1/2 x 1 1/2"	12	1/2	12		

NOTE:  
 IF OTHER SIZES REQUIRED PLEASE CONSULT FACTORY FOR PRICING AND AVAILABILITY.

NO. DATE		REVISION	CONFIDENTIAL DISCLOSURE: This drawing is the exclusive property of Stephens Manufacturing Co., Inc. The recipient accepts that its contents are confidential and must not be copied or transmitted to third parties for use or education without written consent.	DRAWN BY: TDM DATE: 03/04/14 SCALE: NONE	<b>MPPM</b> Mixer & Plant Parts Mfg	TITLE: AGG BIN BOLT-ON "BOX GATE" STANDARD SIZE SCHEDULE	JOB NO. ? ? ? ? ? SHEET NO. 050-000000	REV. NO. 0
----------	--	----------	---	--	--	--	---	------------