



COMMANDER SERIES MIXER



COMMANDER PARTS MANUAL

MODEL YEAR 2018 TO PRESENT

Released: MAR 2019

Part No. 37355 FDPB REV1

TEREX ADVANCE DISTRIBUTION CENTER



Convenient Midwest location to service all your mixer replacement part needs.



TEREX®

(800) 433-6691

This replacement parts guide for Commander Series concrete mixer truck parts is not all-inclusive for every equipment model available. This catalog primarily covers Commander Series mixers produced from model year 2018 to current.

If you need additional reference guides, or if you have questions or comments, please provide your pertinent mailing information (company name / address / phone / fax / e-mail), using any of the following:

TEREX ADVANCE MIXER

7727 Freedom Way

Fort Wayne, IN 46818

Phone: 800.433.6691

Fax: 260.497.0939

www.terexmixerparts.com

© 2019 Terex Corporation - All Rights Reserved

Terex® is a registered trademark of Terex Corporation in the United States of America and many other countries. Products and services listed may be trademarks, service marks, or trade names of Terex Corporation and/or its subsidiaries in the United States of America and other countries, and all rights are reserved.

No part of this manual may be reproduced in any way without the express prior written consent of Terex Corporation.

Protect your Terex mixer with genuine Terex replacement parts and service. Terex is committed to provide the highest quality OEM parts resulting in the lowest cost of ownership in the industry.

Terex Advance Mixer thanks you for your business.

- Call our factory-trained service technicians for on-site assistance, expert equipment diagnostics and top-quality repairs.
- Visa® and MasterCard® accepted

Genuine Quality OEM Parts-Every Time.



(800) 433-6691

FD Mixer

1 FRAMES

- 1.1 FRAME COMPONENTS
- 1.3 ISX ENGINE MOUNTS
- 1.4 X12 ENGINE MOUNTS
- 1.5 MTU ENGINE MOUNTS
- 1.6 PRIMAX SUSPENSION MOUNTS
- 1.7 NEWAY SUSPENSION MOUNTS

2 SUSPENSION

- 2.1 FRONT AXLE ASSEMBLY
- 2.2 TIE ROD, MARMON
- 2.3 AXLE HOUSING, MARMON
- 2.5 BRAKE KIT, MARMON
- 2.6 WHEEL HUB, BRAKE DRUM, MARMON
- 2.7 AXLE HOUSING, MERITOR
- 2.9 BRAKE KIT, MERITOR
- 2.10 LIFT AXLE, 13K HENDRICKSON COMPOSILITE
- 2.11 LIFT AXLE, 20K HENDRICKSON COMPOSILITE
- 2.12 LIFT AXLE HENDRICKSON HLM
- 2.13 LIFT AXLE WC TRU-TRACK
- 2.14 HYDRAULIC TAG AXLE WATSON & CHALIN
- 2.15 AIR LIFT TAG AXLE HENDRICKSON UHA
- 2.16 TANDEM SUSPENSION HENDRICKSON PRIMAAX
- 2.18 TANDEM SUSPENSION HENDRICKSON NORDY
- 2.19 TANDEM SUSPENSION NEWAY

3 ENGINES

- 3.1 RADIATOR PACKAGE, ISX ENGINE
- 3.2 AIR INTAKE, ISX ENGINE
- 3.3 WATER & CAC PIPING, ISX ENGINE
- 3.4 ENGINE & TRANS MNTG ISX
- 3.5 FAN CLUTCH & RING SHROUD ISX
- 3.6 AFTERTREATMENT, SCR/DPF, ISX
- 3.7 ENGINE COMPONENTS, ISX

- 3.8 DEF TANK, X12
- 3.9 RADIATOR PACKAGE, X12 ENGINE
- 3.10 AIR INTAKE, X12 ENGINE
- 3.11 WATER & CAC PIPING, X12 ENGINE
- 3.12 ENGINE & TRANS MNTG X12
- 3.13 FAN CLUTCH & RING SHROUD X12
- 3.14 AFTERTREATMENT, SCR/DPF, X12
- 3.15 ENGINE COMPONENTS, X12
- 3.16 DEF TANK, X12
- 3.17 RADIATOR PACKAGE, MTU ENGINE
- 3.18 AIR INTAKE, MTU ENGINE
- 3.19 WATER & CAC PIPING, MTU ENGINE
- 3.20 ENGINE & TRANS MNTG MTU
- 3.21 FAN CLUTCH & RING SHROUD MTU
- 3.22 AFTERTREATMENT, SCR/DPF, MTU
- 3.23 ENGINE COMPONENTS, MTU
- 3.24 DEF TANK-MTU
- 3.25 FUEL TANK

4 HOODS

- 4.1 HOOD MODEL YEAR 2018
- 4.3 HOOD MODEL YEAR 2010

5 POWER TRANSFER

- 5.1 TRANSFER CASE, CUSHMAN

6 CAB

- 6.1 CAB EXTERIOR
- 6.2 CAB INTERIOR
- 6.3 KIT, MANUAL WATER VALVE
- 6.4 STANDARD CAB COMPONENTS
- 6.5 STANDARD CAB DOOR ASSY
- 6.6 WORKSPACE CAB COMPONENTS
- 6.7 WORKSPACE CAB DOOR ASSY
- 6.8 DASH, COMPLETE, STD CAB
- 6.9 DASH, FORWARD ASSY, STD CAB
- 6.10 DASH GAUGE PANEL, STD CAB
- 6.11 DASH PANEL CONTROLS, STD CAB
- 6.12 CLIMATE CONTROLS & GAUGE PANEL

FD Mixer

6 CAB (CONT.)

- 6.13 OVERHEAD CONSOLE, STD CAB
- 6.14 RIGHT SIDE CONSOLE, STD CAB
- 6.15 DASH, COMPLETE, WORK SPACE B
- 6.16 DASH, GAUGE PANEL, (L) WRKSPC
- 6.17 DASH, SPEEDO PANEL, WRKSPC
- 6.18 DASH, CONTROL PANEL, WRKSPC
- 6.19 AUX. PANEL WRKSPC
- 6.20 OVER HEAD PANEL, WRKSPC
- 6.21 CONTROLS, ELECT/HYDR W/TRANS SELECT
- 6.22 CONTROLS STICK, ELECT/HYD W/TRANS
- 6.23 2-SPOOL MANUAL JOYSTICK W/ OPTIONAL RE CONTROL
- 6.24 2-SPOOL MANUAL JOYSTICK SYSTEM COMPONENTS
- 6.25 3-SPOOL MANUAL JOYSTICK W/ OPTIONAL RE CONTROL
- 6.26 3-SPOOL MANUAL JOYSTICK SYSTEM COMPONENTS
- 6.27 HVAC, HEATER/DEFROST, STANDARD CAB
- 6.28 HVAC, HEATER/DEFROST, AC STANDARD CAB
- 6.29 HVAC, HEATER/DEFROST WORKSPACE CAB
- 6.30 HVAC, HEATER/DEFROST, AC WORKSPACE CAB

7 FENDERS

- 7.1 FRONT FENDER, STSD
- 7.2 FRONT FENDER, STSD 2019
- 7.3 FRONT FENDER, CBSD
- 7.4 REAR FENDERS 2010-2015
- 7.5 REAR FENDERS 2010-2015
- 7.6 REAR FENDERS 2010-2015
- 7.7 REAR FENDERS 2016-PRESENT
- 7.8 REAR FENDERS 2016-PRESENT
- 7.9 REAR FENDER MOUNTINGS
- 7.10 REAR FENDER MOUNTINGS
- 7.11 TAG AXLE FENDERS

8 OPTION ITEMS

- 8.1 BATTERY BOX
- 8.2 TOOL BOX, BUCKET HOLDER, ACCESS STEP
- 8.3 CAMERA / LIGHTING OPTIONS
- 8.4 MIRRORS
- 8.5 WIRELESS PENDANT CONTROL
- 8.6 RV CAMERA SYSTEM, SAFETY VISION
- 8.7 RV CAMERA SYSTEM, BRIGADE
- 8.8 RV CAMERA SYSTEM BRIGADE 360 4-CHANNEL
- 8.9 BRIGADE BACKSENSE COLLISION AVOIDANCE SYSTEM
- 8.10 EXTERNAL LIFT AXLE CONTROL PANELS AND ACCESSORIES
- 8.11 ASSY, EXT. P2 AIR CONTROLS

9 UPRIGHTS

- 9.1 UPRIGHT ASSY W/FULL WRAP
- 9.2 UPRIGHT ASSY W/FOLD RAIL
- 9.3 UPRIGHT W/FULL WRAP HANDRAIL
- 9.4 UPRIGHT W/TILT-DOWN HANDRAIL
- 9.5 UPRIGHT SERVICE ASSEMBLIES
- 9.6 CHARGE HOPPER DETAIL
- 9.7 CHARGE HOPPER SERVICE ASSEMBLIES
- 9.8 CHUTE SWING
- 9.9 UPRIGHT MOUNTS

10 PEDESTALS

- 10.1 DRIVE PEDESTAL
- 10.2 ROLLER PEDESTAL
- 10.3 UPRIGHT SUPPORTS

11 WATER SYSTEM

- 11.1 WATER TANK, ROAD SIDE SIGHT GAUGE
- 11.2 WATER TANK, CURB SIDE SIGHT GAUGE
- 11.3 WATER DISCHARGE SYSTEMS
- 11.4 STD WATER TANK PLUMBING

FD Mixer

11 WATER SYSTEM (CONT.)

- 11.5 STD WATER TANK PLUMBING, REMOTE MOUNT
- 11.6 STD WATER TANK PLUMBING, REMOTE MOUNT w/EXT LAC
- 11.7 STD WATER TANK PLUMBING, MANUAL CONTROL
- 11.8 STD WATER TANK PLUMBING, MANUAL CONTROL REM / MNT
- 11.9 WATER TANK PLUMBING, HEATED MANIFOLD
- 11.10 WATER TANK PLUMBING, HEATED MANIFOLD, REM / MNT
- 11.11 HEATED MANIFOLD DETAIL
- 11.12 WATER TANK PLUMBING, FDB5 HEATED MANIFOLD, REM / MNT
- 11.13 HEATED MANIFOLD DETAIL, FDB5
- 11.14 POLY FLAPPER VALVE
- 11.15 FLAP VALVE ASSY-W/SPRING
- 11.16 AFTERMARKET WATER TANK SPECIFICATION SHEET

12 AIR SYSTEM

- 12.1 BRAKE TREADLE VALVE
- 12.2 LACM VALVE ASSY
- 12.3 BRAKE R8 RELAY VALVE
- 12.4 ABS VALVE, REAR
- 12.5 ABS VALVE, FRONT, RELAY
- 12.6 IR-2 INVERSION VALVE
- 12.7 AIR TANK DRAIN ASSY
- 12.8 AIR TANK ASSEMBLY
- 12.10 TAG DOWN EMPTY OPTION
- 12.11 AIR DISTRIBUTION MANIFOLD
- 12.12 AIR SWITCH/32 PORT, MANIFOLD
- 12.13 CHUTE VIBRATOR

13 HYDRAULIC SYSTEMS

- 13.1 HYDRAULIC SYSTEM
- 13.2 HYDRAULIC RESERVOIR
- 13.3 HYDRAULIC TANK FITTINGS
- 13.4 HYDRAULIC MANIFOLD
- 13.5 HYDRAULIC TAG VALVE

14 ELECTRICALS

- 14.1 WIRING HARNESS, X12
- 14.2 WIRING HARNESS, MTU
- 14.3 MIXER LIGHTING DIAGRAM
- 14.4 ELECTRICAL SYSTEM MISC.
- 14.5 ELECTRICAL PANEL DETAIL

15 CHUTES

- 15.1 CHUTE, HYD FLIP, 4 SECTION
- 15.2 CHUTE, HYD FLIP, 3 SECTION
- 15.3 #1 CHUTE HINGE ASSY DETAIL
- 15.4 #1 CHUTE HINGE ASSY DETAIL
- 15.5 MAINCHUTE LIFT PIVOT DETAIL
- 15.6 MANUAL FLIP CHUTES
- 15.7 EXTENSION CHUTES
- 15.8 CHUTE TRAY DETAIL
- 15.9 CHUTE REST & MOUNTS
- 15.10 VERTICAL CHUTE HOLDER

16 BARRELS

- 16.1 FRONT DISCHARGE MIXER REPLACEMENT DRUMS
- 16.2 MEASUREMENT SHEET FRONT DISCHARGE DRUM
- 16.3 FRONT DISCHARGE DRUM SKIN AND FIN DETAILS
- 16.4 FIN BREAKDOWN (FORMED FIN DESIGN) MARCH 2006 - PRESENT
- 16.5 FIN BREAKDOWN (T-BLADE CONFIGURATION) PRE MARCH 2006

17 BOX FRAMES

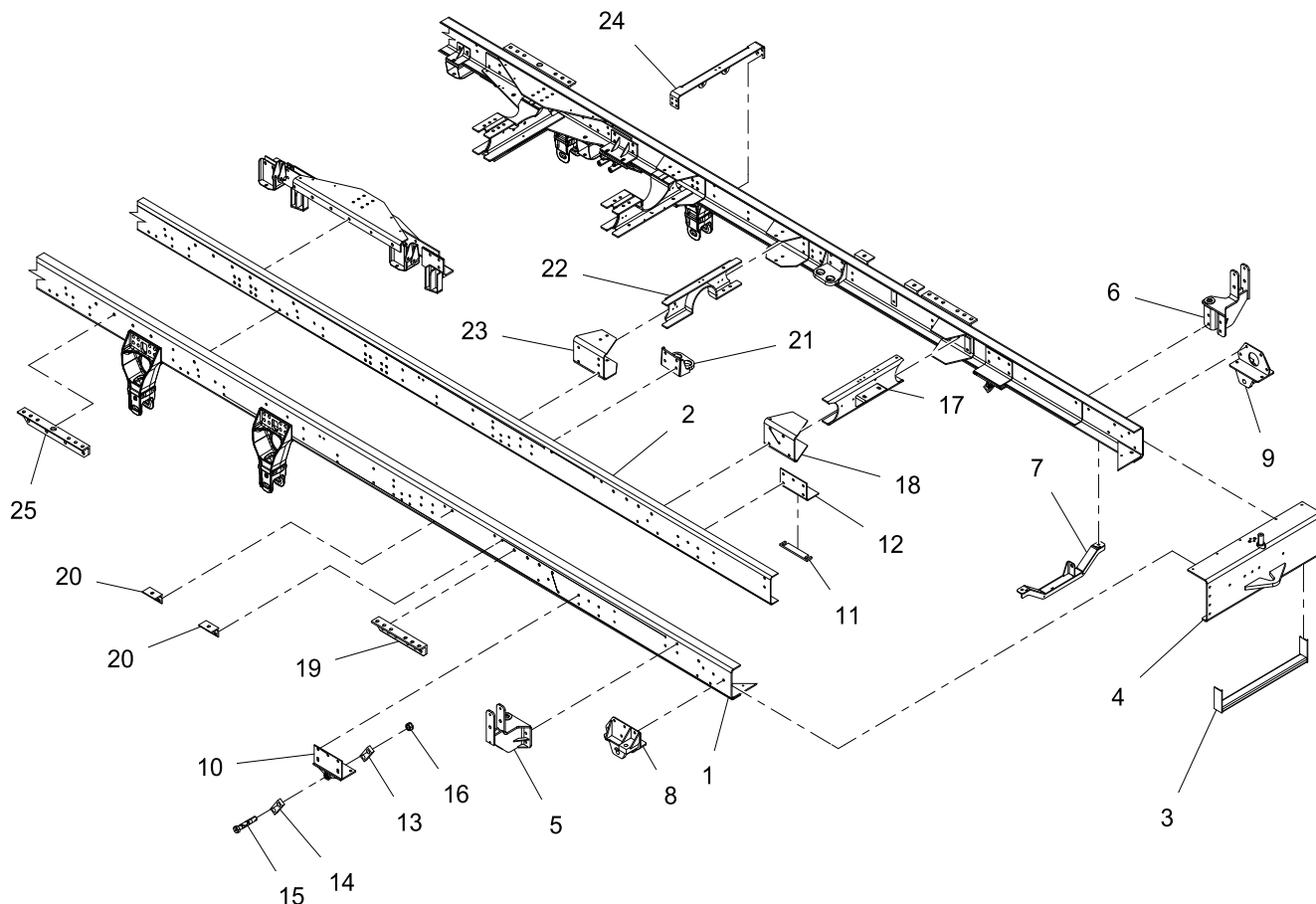
- 17.1 BOX FRAME KITS

18 MISCELLANEOUS

- 18.1 TMMB RATING PLATE INFO
- 18.3 SPEEDOMETER REQUEST FORM
- 18.4 CREDIT APPLICATION
- 18.5 NOTES

This page intentionally left blank

FRAMES



REF	PART NO.	DESCRIPTION	REF	PART NO.	DESCRIPTION
1	11200	Rail, Frame, 35'4"	17	36960	WDMT, X-Member, #2, MY19
2	13412	Liner, Frame	18*	36957	WDMT, FISH PLATE #2, LT MY19
3	34534	WDMT, Weld-On FRT Bumper Under Ride		36958	WDMT, FISH PLATE #2, RT MY19
4*	33742	WDMT, X-MEMB #1, No Tow Bar	19	18291	Angle, Front PED, Hold Down, Lower
	33743	WDMT, X-MEMB #1, Single Short W/Slot	20*	24288	Skid, Water Tank, 3" (Angle)
	33744	WDMT, X-MEMB #1, Dbl Short W/Hole		22328	MOUNT, WATER TANK, LONG, 200 GAL
5	33483	WDMT, Upright Support, CBSD, MY13	21*	33493	WDMT, BRKT, Transfer Case, MY13
6	33484	WDMT, Upright Support, RDS, MY13		34178	WDMT, FRAME MOUNT, TCASE, 6AX
7	33623	WDMT, X-Member, Steering Gear, MY13	22*	30191	WDMT, #3 Cross Member W/Frame Liner
8	33622	WDMT, Front Spring Hanger, CBSD		30190	WDMT, #3 Cross Mmbr, W/O Frame Liner
9	33532	WDMT, Front Spring Hanger, RDS		11384	X-Member, #3 W/Cutout
10	24164	WDMT, Rear Spring Hanger, Taper Leaf	23*	33490	Fishplate, HLM, W/Holes
11	33999	Shim, Rear Spring Hanger, 5/8" (W/Liner)		11226	Fishplate, Cross Member, #2, 3 & 4
12	11230	Fishplate, Rear Spring Hanger (W/Liner)	24*	36282	Support, Center Bearing
13	13131	Block, Shackle, Inside, Front Axle		36928	Support, Center Bearing, W/ Frame Liner
14	13130	Block, Shackle, Outside, Front Axle		36932	Support, Center Bearing, FDB6 Primaax
15	13119	Pin, Spring, Front Axle		36965	Wdmt, Supt, Center Bearing, FDB4 Primaax
16	24246	Nut, Slotted HEX, 1-1/4"-7, PF	*	24071	SHIELD, TRANSFER CASE
			25	12778	Lower Pedestal Hold Down
			**	32012	KIT, FRONT AXLE SHACKLE

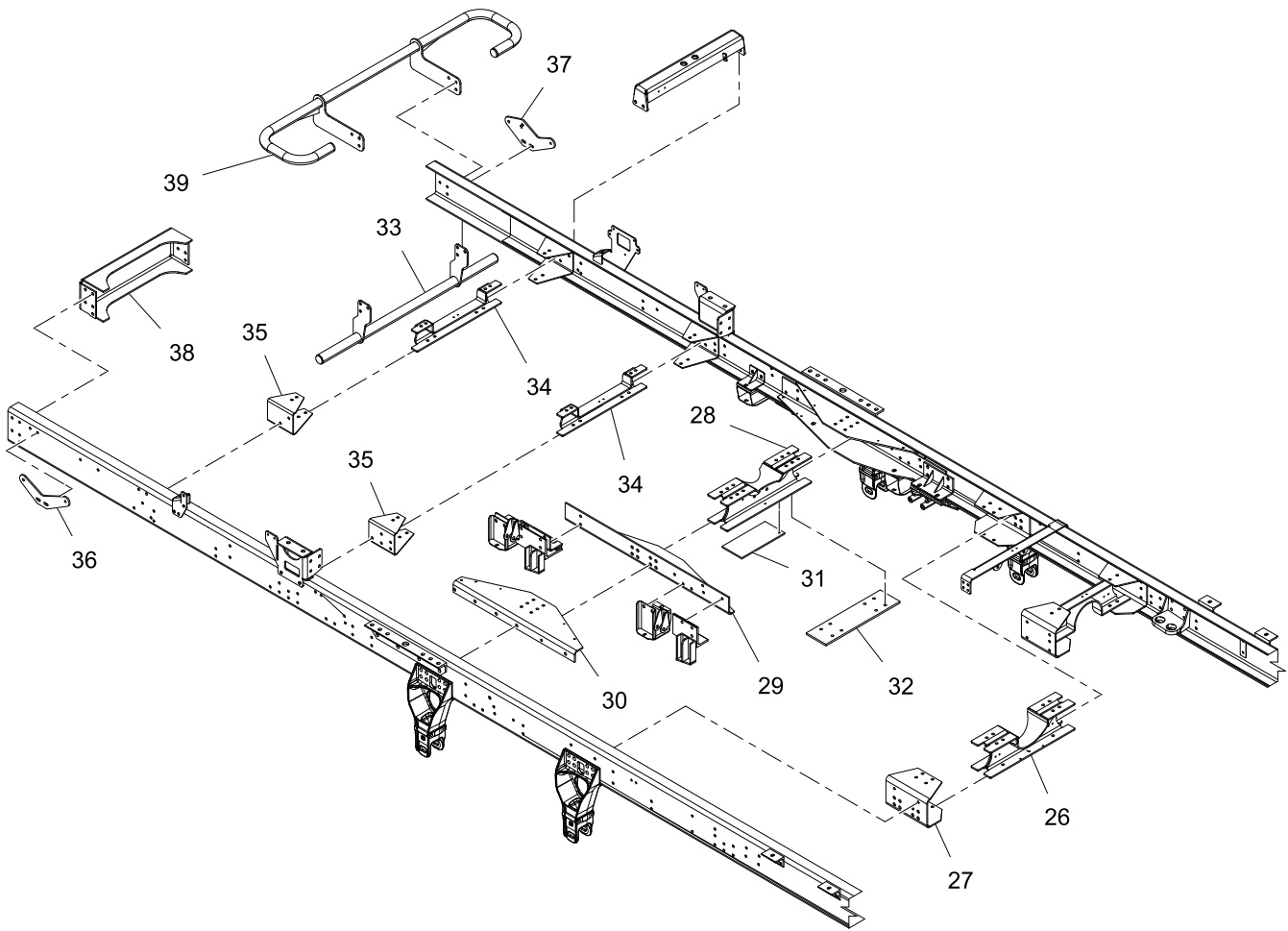
WHEN ORDERING PARTS, SPECIFY MODEL NUMBER, SERIAL NUMBER AND DESCRIPTION OF PARTS REQUIRED



FRAME COMPONENTS

DATE: Released 03-2019
 MODEL: FD
 PAGE: 1.1

GROUP
1



REF	PART NO.	DESCRIPTION	REF	PART NO.	DESCRIPTION
26	30149	WDMT, X-Member, Front Air Ride, W/Liner	33	29058	WDMT, Under Ride Protection
	30152	WDMT, X-Member,Front Air Ride,No Liner	34	30178	WDMT, #6 X-Member W/Cutout W/Liner
	36940	WDMT, Crossmember, #4 Non/Liner		30177	WDMT, #6 X-Member W/Cutout W/O Liner
	37012	WDMT, Crossmember, #4 W/Liner	35	23810	Fishplate, 9" #6 W/Holes
	37016	WDMT, CROSSMEMBER #4 B6AX	36	29703	Plate, Hood Mount, Rear Pivot, VEE
27	23172	Fishplate, 14, 5 Air Ride W/Holes		29653	Plate, Mnt, Hood,Rear Pivot,34' Brdg
	35961	Fishplate, Air-Ride #4, FDB6000	37	34525	WDMT, Auto Latch, Hood Pivot
28	30199	WDMT, #5 X-Member, W/Frame Liner		34908	WDMT,Hood Auto Latch,34' Bridge
	30198	WDMT, #5 X-Member, W/O Frame Liner	38	20955	WDMT, #7, W/Tow Bar, DBL, Short, Hole
29	11247	Fishplate, Lower Tandem, Air Ride		20950	WDMT, #7, W/Tow Bar, SGL, Short, Slot
30*	23171	Fishplate, Upper Tandem W/Holes		21764	X-Member, Rear Bolt-On
	35825	Fish Plate, Tand Non-air FD3000-RDSD		34223	XMBR, Rear Bolt-On W/HYD TAG
	35826	Fish Plate, Tand Non-air FD3000-CBSD		34222	WDMT #7,Tow Bar DBL SHT W/Pin
31	24543	Shim, 3/8" X 6" X 15.25"		34220	WDMT #7,Tow Bar SGL SHT Slot, HYDT2
32	34652	Plate, TAND FRM BRKT TO XMBR	39	30969	WDMT, WRAP-Around Bumper, 82"
	28669	Plate, Frame BRKT, Air Ride, 26-1/4"		23240	WDMT, WRAP-Around Bumper, 70"
	35767	Plate, Top, Haulmaax		34311	WDMT, Bumper, Hood Protection, Straight

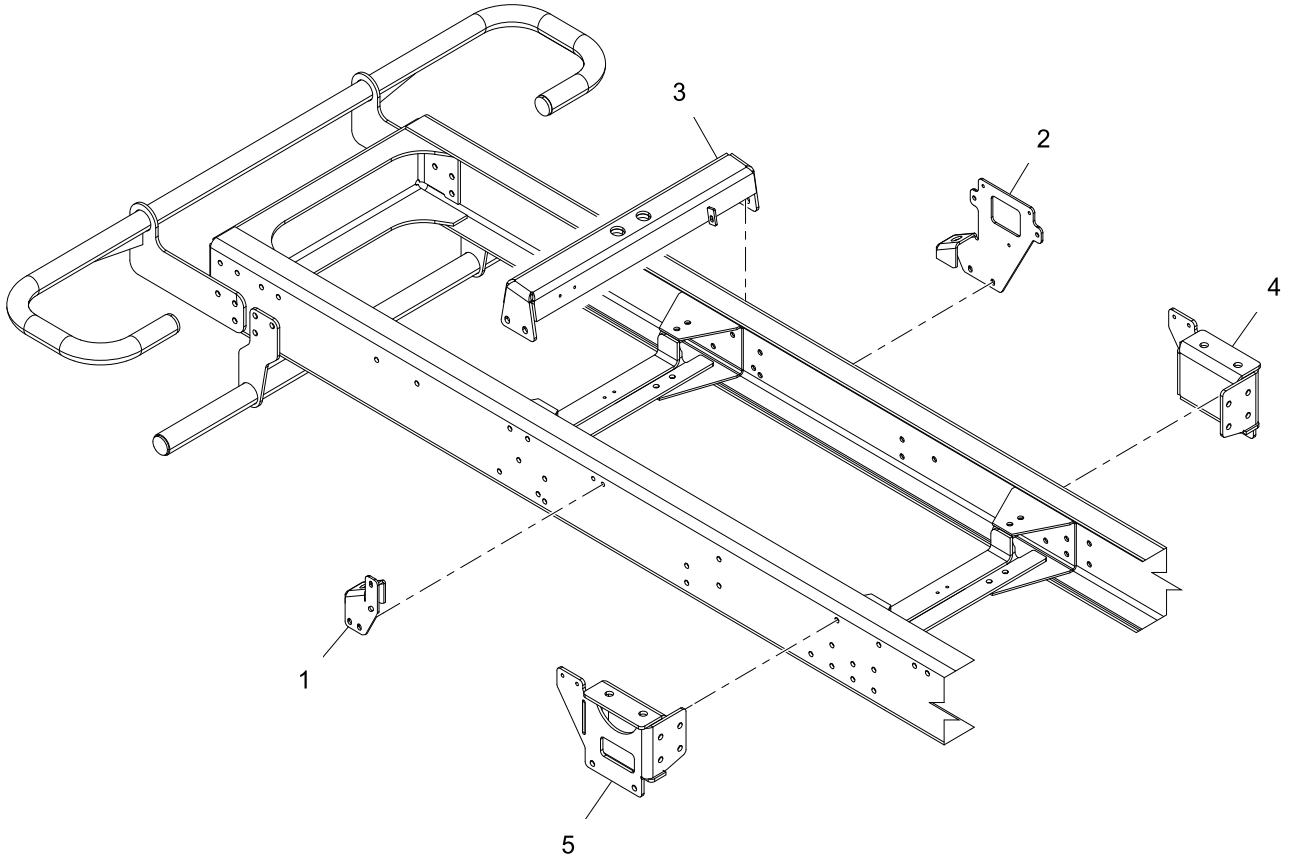
WHEN ORDERING PARTS, SPECIFY MODEL NUMBER, SERIAL NUMBER AND DESCRIPTION OF PARTS REQUIRED



FRAME COMPONENTS

DATE: Released 03-2019
 MODEL: FD
 PAGE: 1.2

GROUP
1



REF	PART NO.	DESCRIPTION	REF	PART NO.	DESCRIPTION
1	31801	BRKT, Lower Mounting, CBSD	4	31739	WDMT, MNT, ENG, LWR RDSD, ISX-11.9L
2	33978	BRKT, Lower Mounting, RDSD	5	31742	WDMT, MNT, ENG, LWR CBSD, ISX-11.9L
3	31758	WDMT, MNT, Engine, Front, EPA-2010			

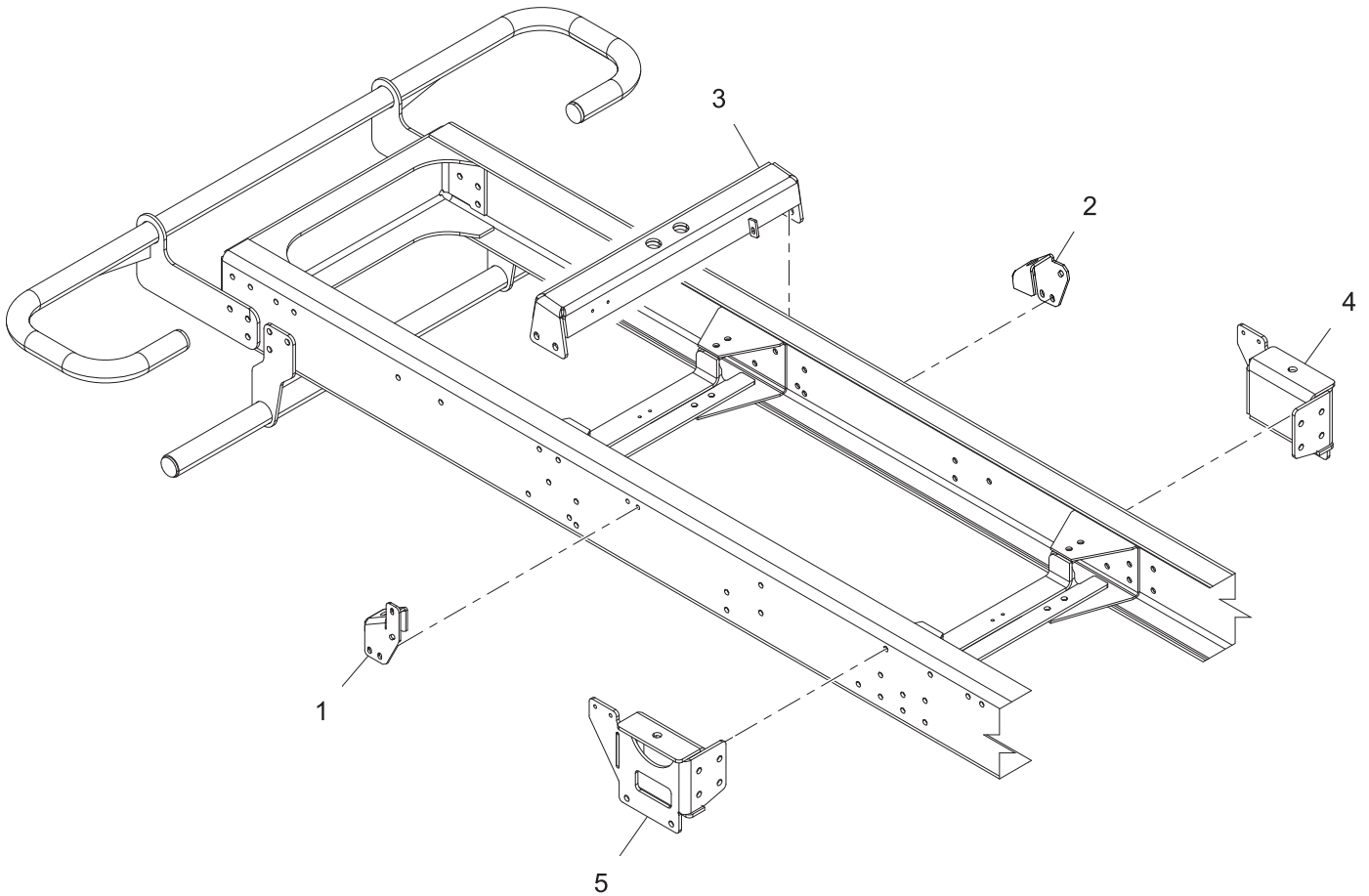
WHEN ORDERING PARTS, SPECIFY MODEL NUMBER, SERIAL NUMBER AND DESCRIPTION OF PARTS REQUIRED



ISX ENGINE MOUNTS

DATE: Released 03-2019
 MODEL: FD
 PAGE: 1.3

GROUP
1



REF	PART NO.	DESCRIPTION
1	31801	BRKT, LOWER MOUNTING,CBSD
2	31802	BRKT,LOWER MOUNTING,RDSD
3	36026	WDMT,MNT,ENGINE,FRONT, X12

REF	PART NO.	DESCRIPTION
4	35968	WDMT, MNT, XMSN, LWR, X12, RDSD
5	35969	WDMT, MNT, XMSN, LWR, X12, CBSD

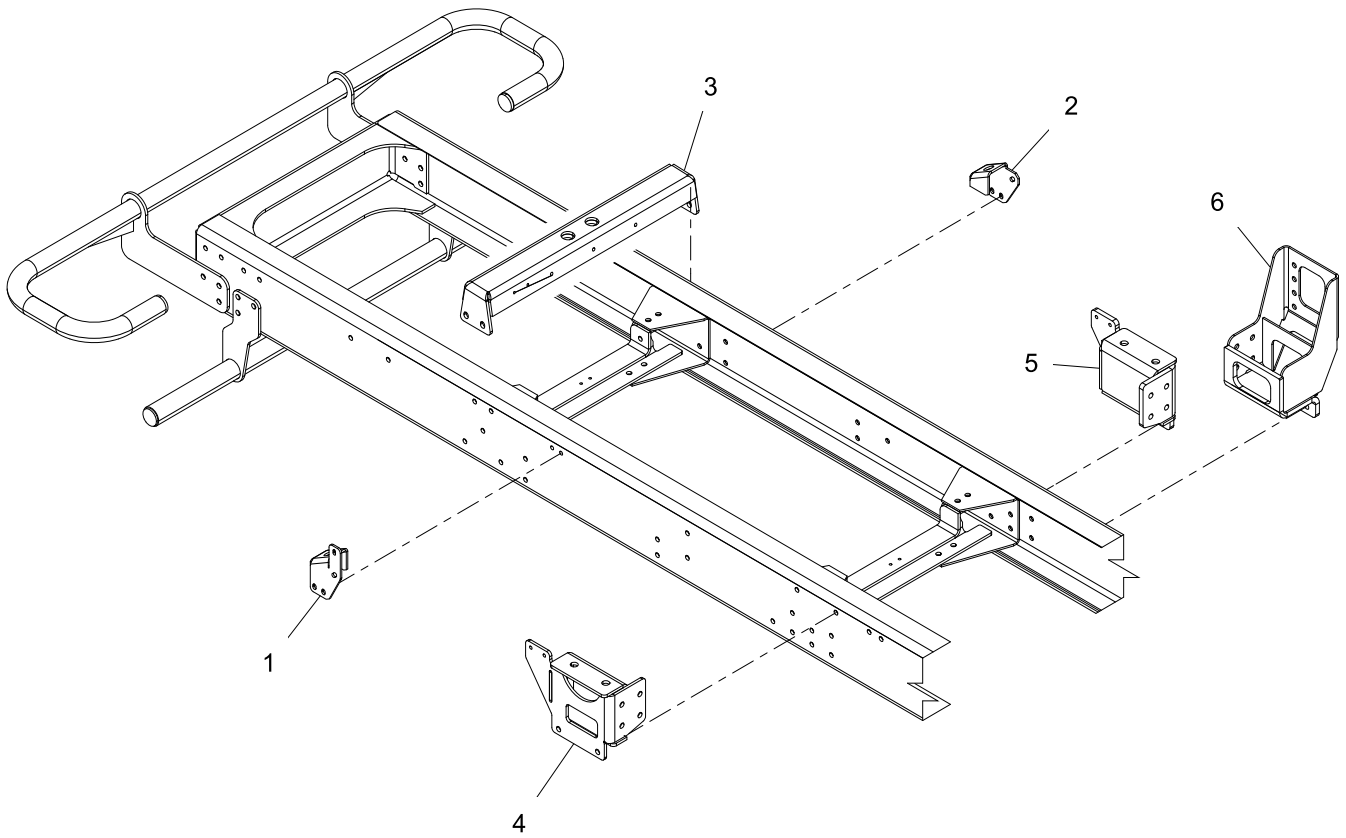
WHEN ORDERING PARTS, SPECIFY MODEL NUMBER, SERIAL NUMBER AND DESCRIPTION OF PARTS REQUIRED



X12 ENGINE MOUNTS

DATE: Released 03-2019
 MODEL: FD
 PAGE: 1.4

GROUP
1



REF	PART NO.	DESCRIPTION	REF	PART NO.	DESCRIPTION
1	31801	BRKT, Lower Mounting, CBSD	4	31742	WDMT, MNT, ENG, LWR CBSD, ISX-11.9L
2	31802	BRKT, Lower Mounting, RDSD	5	33580	WDMT, Mount, Engine, LWR, MTU, SS, MY13
3	31973	WDMT, MNT, Engine, Front, EPA-2010	6	31996	WDMT, Mount, Lower, DPF/SCR, DD13

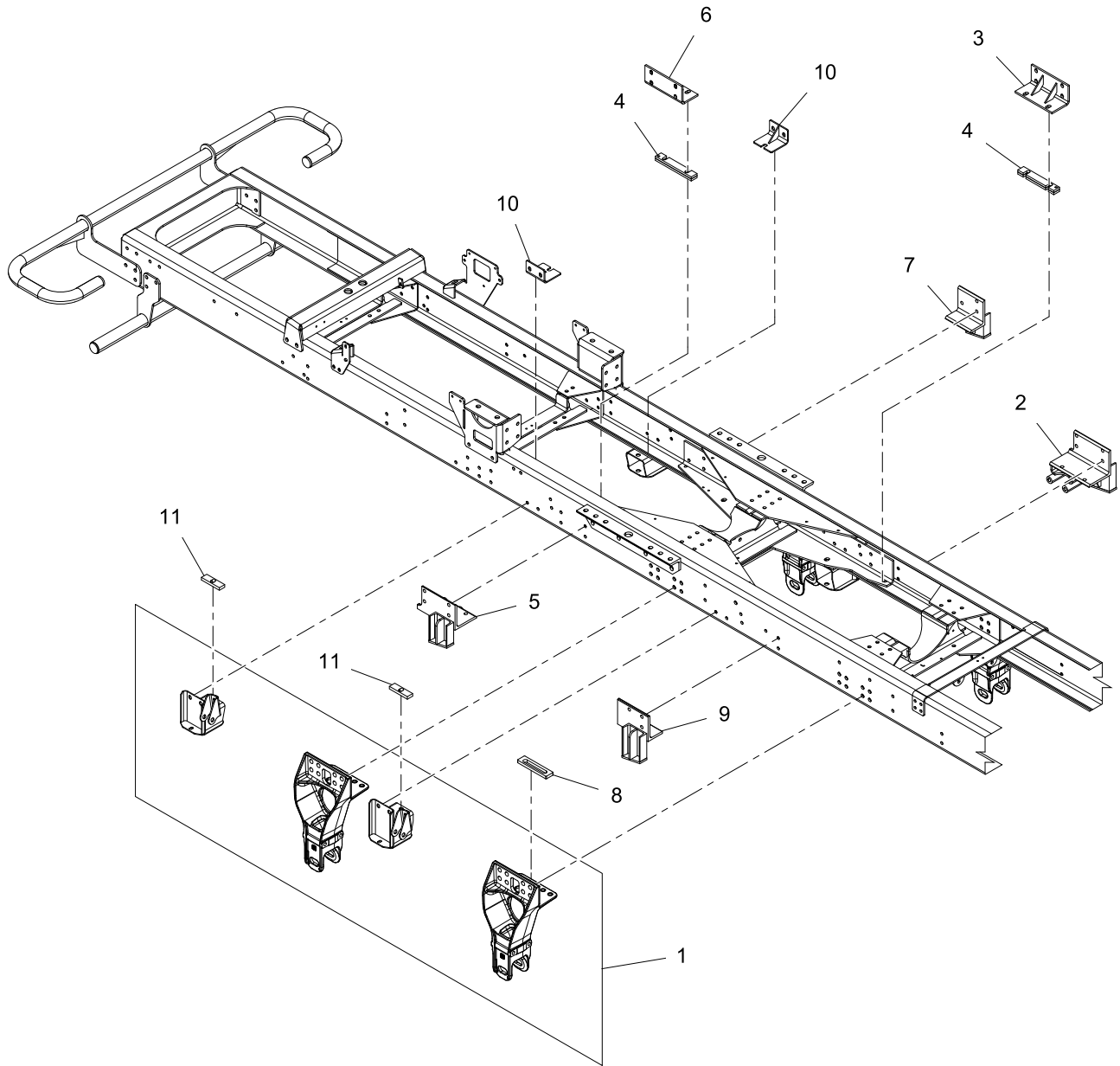
WHEN ORDERING PARTS, SPECIFY MODEL NUMBER, SERIAL NUMBER AND DESCRIPTION OF PARTS REQUIRED



MTU ENGINE MOUNTS

DATE: Released 03-2019
 MODEL: FD
 PAGE: 1.5

GROUP
1



REF	PART NO.	DESCRIPTION
1	31466	ASSY, Upper SUSP, Primaax, MY-09
*	33528	BRKT,FRAME,LH,HEND-PRIMAAX PRE-09
*	33529	BRKT,FRAME,RH,HEND-PRIMAAX PRE-09
*	36225	BRKT,FRAME,LH,HEND-PRIMAAX, MY-09 (CASTING)
*	36226	BRKT,FRAME,RH,HEND-PRIMAAX MY-09 (CASTING)
2	23554	WDMT, DT Axle Stop, RDS, Primaax
3	22530	WDMT, BRKT, Support, DT Axle Stop

REF	PART NO.	DESCRIPTION
4	33695	Shim, Frame, Axle Stop, DT
5	23558	WDMT, RT Axle Stop, CBS, Primaax
6	22531	WDMT, BRKT, Support, RT Axle Stop
7	23559	WDMT, RT Axle Stop, RDS, Primaax
8	33998	Shim, Knee, PRIMAX, DT, 5/8"
9	23561	WDMT, DT Axle Stop, CBS, Primaax
10	20272	Fishplate, RT Airbag
11	29560	Shim, Frame

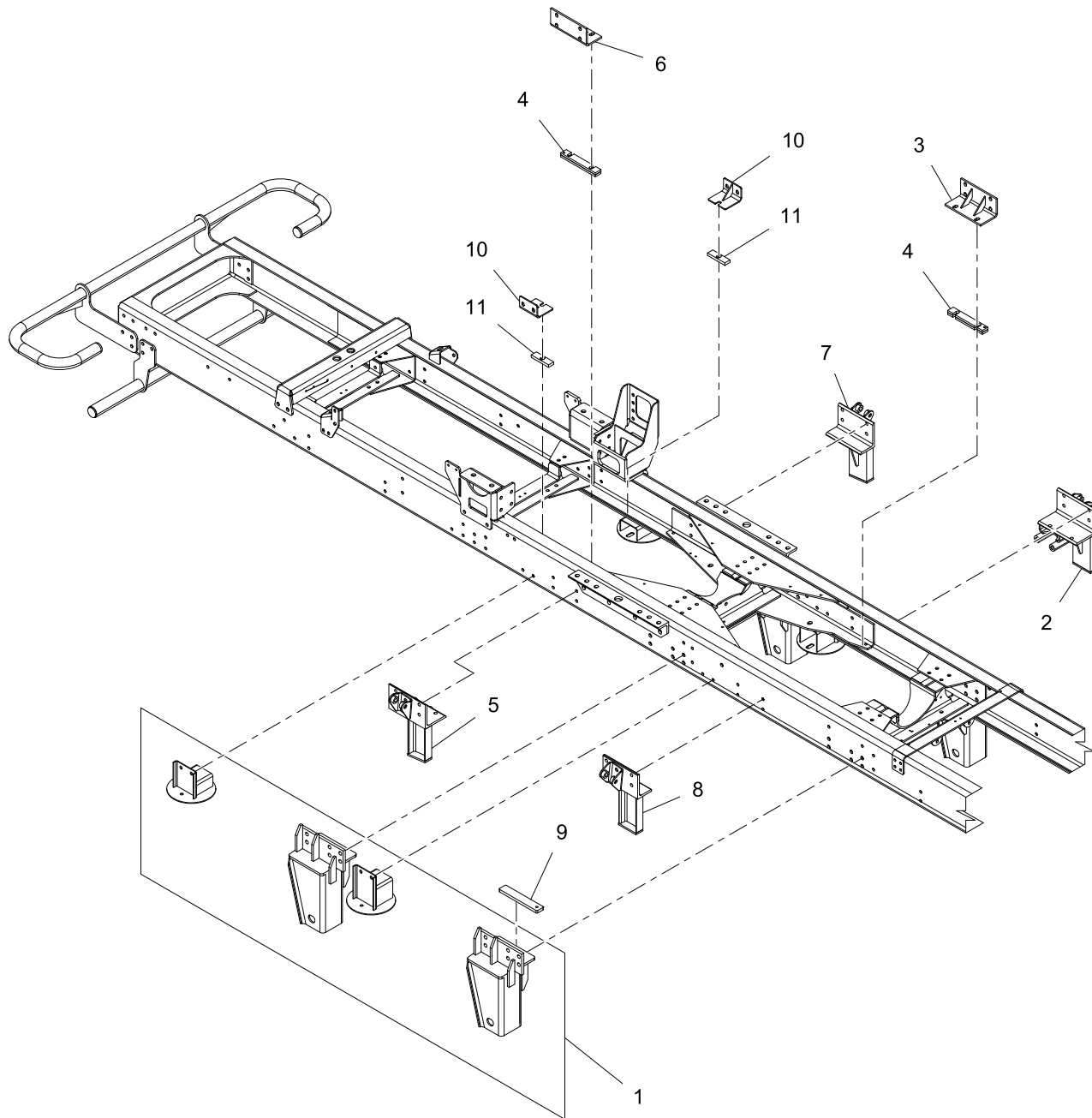
WHEN ORDERING PARTS, SPECIFY MODEL NUMBER, SERIAL NUMBER AND DESCRIPTION OF PARTS REQUIRED



PRIMAAX SUSPENSION MOUNTS

DATE: Released 03-2019
 MODEL: FD
 PAGE: 1.6

GROUP
1



REF	PART NO.	DESCRIPTION	REF	PART NO.	DESCRIPTION
1	34818	Kit, Tandem SUSP, Neway BAT-Pin Upper	5	34501	WDMT, RT Axle Stop, CBSD Neway
*	31188	BRKT,FRM,AD123,LH	6	22531	WDMT, BRKT, Support, RT Axle Stop
*	31189	BRKT,FRM,AD123,RH	7	34502	WDMT, RT Axle Stop, RDSD Neway
2	34500	WDMT, DT Axle Stop, RDSD Neway	8	34503	WDMT, DT Axle Stop, CBSD Neway
3	22530	WDMT, BRKT, Support, DT Axle Stop	9	33997	Shim, 5/8" X 11"
4	33695	Shim, Frame, Axle Stop, DT	10	20272	Fishplate, RT Airbag
			11	29560	Shim, Frame

WHEN ORDERING PARTS, SPECIFY MODEL NUMBER, SERIAL NUMBER AND DESCRIPTION OF PARTS REQUIRED



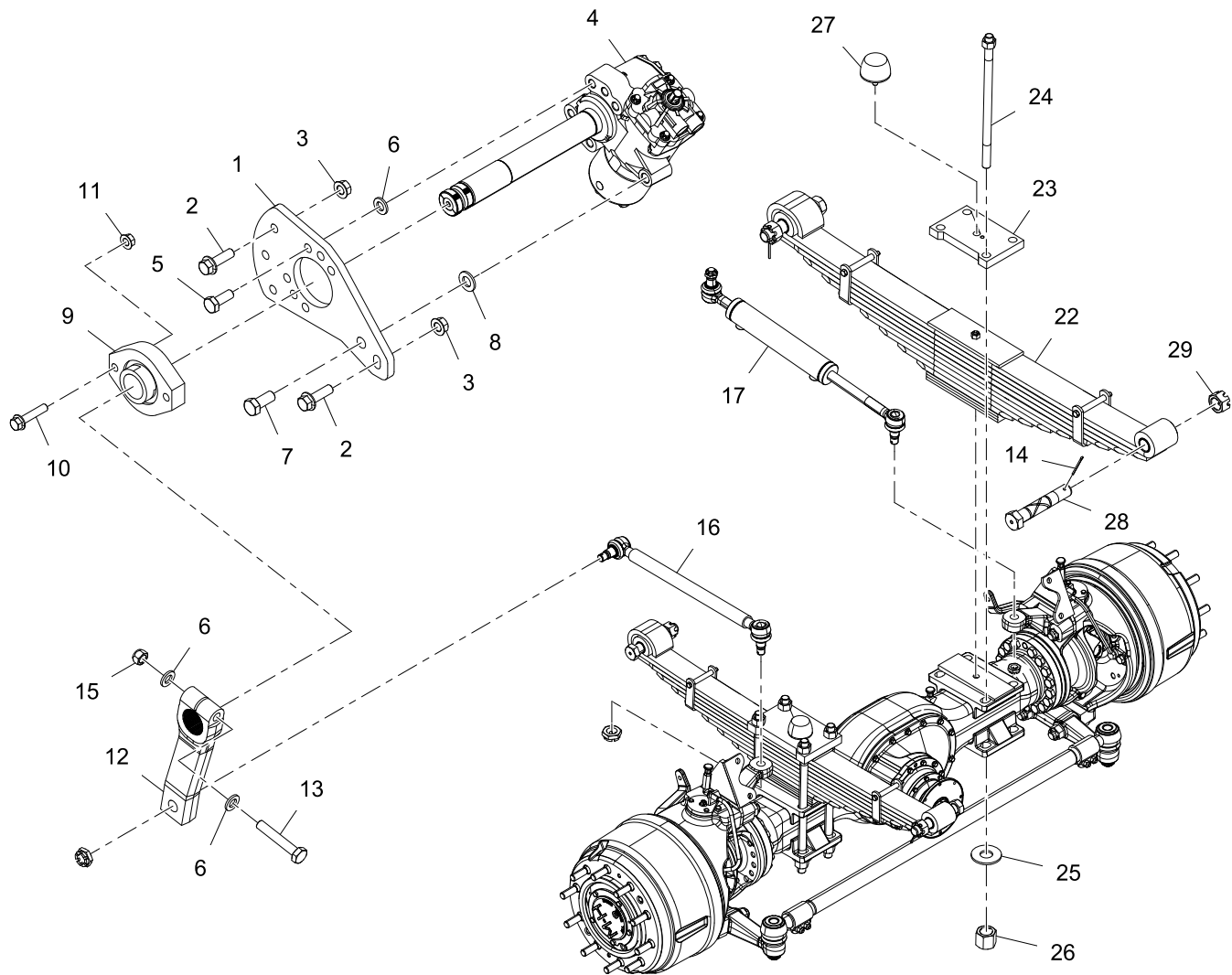
NEWAY SUSPENSION MOUNTS

DATE: Released 03-2019
 MODEL: FD
 PAGE: 1.7

GROUP
1

SUSPENSION

SUSPENSION



REF	PART NO.	DESCRIPTION	QTY	REF	PART NO.	DESCRIPTION	QTY
1	33628	Plate, MNTG, Steering Gear, Rear, MY13	1	17	33709	ASSY, CYL, Steering, W/Sockets, MY13.....	1
2	14463	Bolt, Flange, 3/4-16 X 2-1/2, GR8.....	4	*	15946	SOCKET ASSY,VERT,FEMALE	2
3	14460	Nut, Lock Flange, 3/4-16, GR8	4	18*	12212	FTG, ADPT, Elbow, O-Ring X 37 FLR. 6-8	2
4	17479	Gear, Steering, TAS	1	19*	12173	FTG, ADPT, SAE, O-Ring X 37 FLR. 6-8	2
5	19162	Bolt, HHCS, 3/4-16 X 2, GR8.....	6	20*	23093	Hose ASSY, -08 HYD 25.5" STRG CYL	1
6	19039	Washer, Flat, 3/4 A325.....	10	21*	23094	Hose ASSY, -08 HYD 35.5" STRG CYL	1
7	19247	Bolt, HHCS, 7/8-14 X 2, GR8.....	1	22	30270	Spring Pack, Leaf, Front Axle.....	2
8	19075	Washer, Flat, 7/8 GR2.....	1	23	34213	Plate, Top Spring, Front Axle.....	2
9	13149	ASSY, Pillow Block, Steering Shaft	1	24	29914	WDMT, Bolt, Front Axle Tie-Down.....	8
10	14466	Bolt, FLNG, 5/8"-18 X 3-1/2", PO, GR8.....	2	25	19088	Washer, Flat, 1", ASTM F436, Plain...	8
11	14461	Nut, Lock, Flange, 5/8"-18, GR8	2	26	11397	Nut, High HEX, 1"-14, GR8	8
12	33626	Pitman Arm, MY 2013 Design	1	27	33639	Front Axle Overload, Single STUD.....	2
13	19211	Bolt, HHCS, 3/4-10 X 4-1/2, GR8.....	2	28	13119	Pin, Spring, Front Axle	4
14	19193	Pin, Cotter, 3/16" X 3-1/2", GR2	4	29	24246	Nut, Slotted HEX, 1-1/4"-7, PF.....	4
15	19343	Nut, Auto Style, 3/4-10, GRC	2				
16	33531	Drag Link, MY13 FD.....	1				

*ITEMS 18 TO 21 ARE NOT SHOWN IN THE ILLUSTRATION

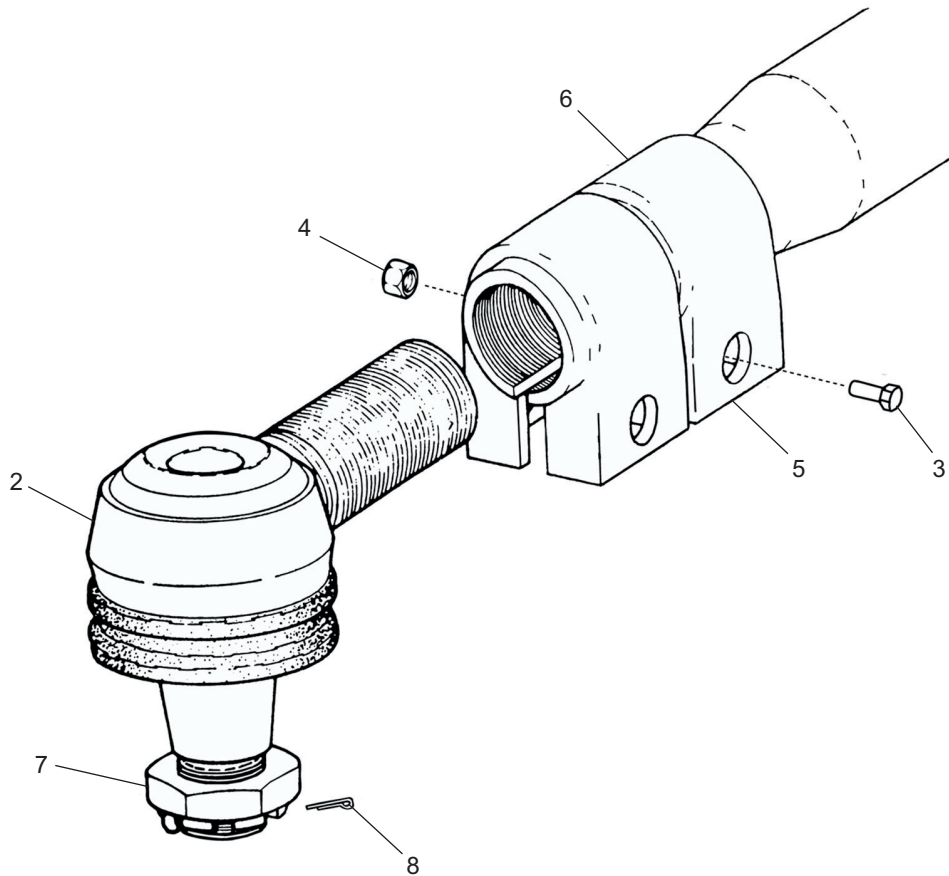
WHEN ORDERING PARTS, SPECIFY MODEL NUMBER, SERIAL NUMBER AND DESCRIPTION OF PARTS REQUIRED



FRONT AXLE ASSEMBLY

DATE: Released 03-2019
 MODEL: FD
 PAGE: 2.1

GROUP
2



REF	PART NO.	DESCRIPTION	REF	PART NO.	DESCRIPTION
1*		Tie Rod Assembly (Includes Items #2 thru 8)	5		Cotter Pin, 1/8" X 1-1/2"
2	16764	Ball Stud ASSY., R.H.	6	16767	Tie Rod
	16765	Ball Stud ASSY., L.H.	7		Castle Nut
3		HEX Bolt, Special	8		Cotter Pin, 1/4" X 2"
4		Castle Nut, M16 X 1.5			

*ITEM 1 IS NOT SHOWN IN THE ILLUSTRATION

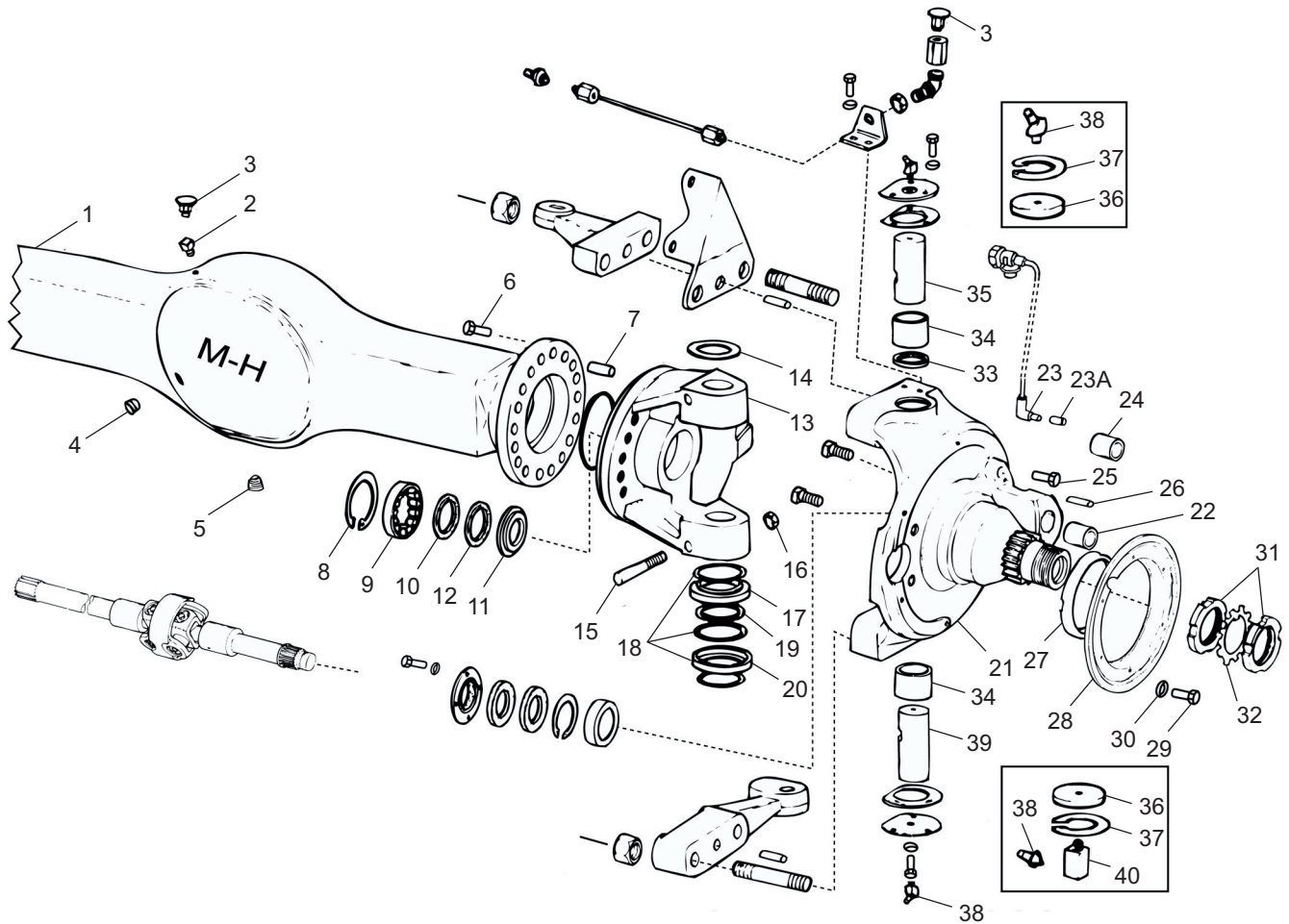
WHEN ORDERING PARTS, SPECIFY MODEL NUMBER, SERIAL NUMBER AND DESCRIPTION OF PARTS REQUIRED



**TIE ROD,
MARMON**

DATE: Released 03-2019
 MODEL: FD
 PAGE: 2.2

**GROUP
2**



REF	PART NO.	DESCRIPTION	REF	PART NO.	DESCRIPTION
1		Axle Housing	21		Knuckle - Spindle ASSY., L.H.
2		Vent Extension			Knuckle - Spindle ASSY., R.H.
3	16686	Vent			Knuckle ASSY., L.H.
4	16687	Fill Plug			Knuckle ASSY., R.H.
5	16688	Drain Plug, Magnetic	22		Pin, Brake Shoe (MT22/R Only)
6	16705	Hex Bolt, Special	23		ABS Sensor (Wabco)
7		Dowel Pin			ABS Sensor (Bendix)
8		Snap Ring	23A		Sensor Spring Clip
9	16707	Roller Bearing, Axle Shaft, Inner	24		Bushing, Brake Shoe Pin (MT22N Only)
10	16708	Oil Seal, Axle Shaft, Inner	25		Hex Bolt, Special
11	16709	Seal Holder	26		Dowel Pin
12	16710	Felt Wiper	27		Wear Sleeve Hub Seal (MT22 Only)
13		Yoke Housing, L.H.	28		Dust Shield
		Yoke Housing, R.H.	29		HEX Bolt, M8 X 16
14	16711	Shim, Trunnion, 1.00 MM	30		Lock Washer, M8
	16712	Shim, Trunnion, 1.20 MM	31	16739	Nut, Wheel Bearing
	16713	Shim, Trunnion, 0.40 MM	32	16740	Lock Ring, Wheel Bearing
	16714	Shim, Trunnion, 0.60 MM	33	16723	Oil Seal, Trunnion Pin
		Shim, Trunnion, 1.40 MM	34	16724	Trunnion Pin Bushing
15	16715	Lock Pin	35	16727	Trunnion Pin, Upper (Short)
16	16716	Hex Nut, Fine Thread, M16 X 1.5	36	16728	Cover, Trunnion Pin
17	16717	Bearing Case, Upper	37	16731	Snap Ring
18	16718	O Ring	38		Grease Fitting 45°
19	16719	Thrust Disk	39	16732	Trunnion Pin, Lower (Long)
20	16720	Bearing Case, Lower	40	16733	Adapter

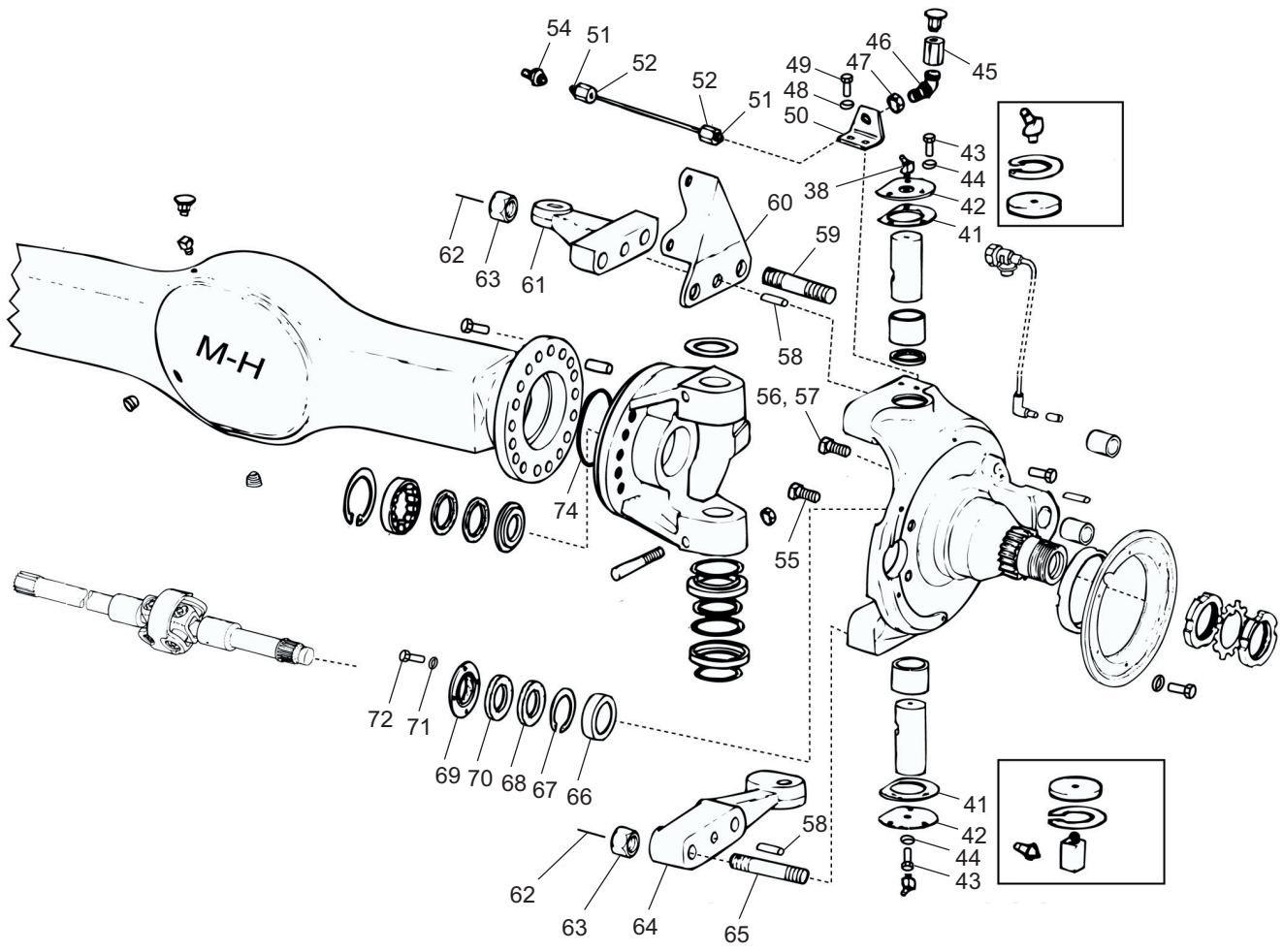
WHEN ORDERING PARTS, SPECIFY MODEL NUMBER, SERIAL NUMBER AND DESCRIPTION OF PARTS REQUIRED



**AXLE HOUSING,
MARMON**

DATE: Released 03-2019
 MODEL: FD
 PAGE: 2.3

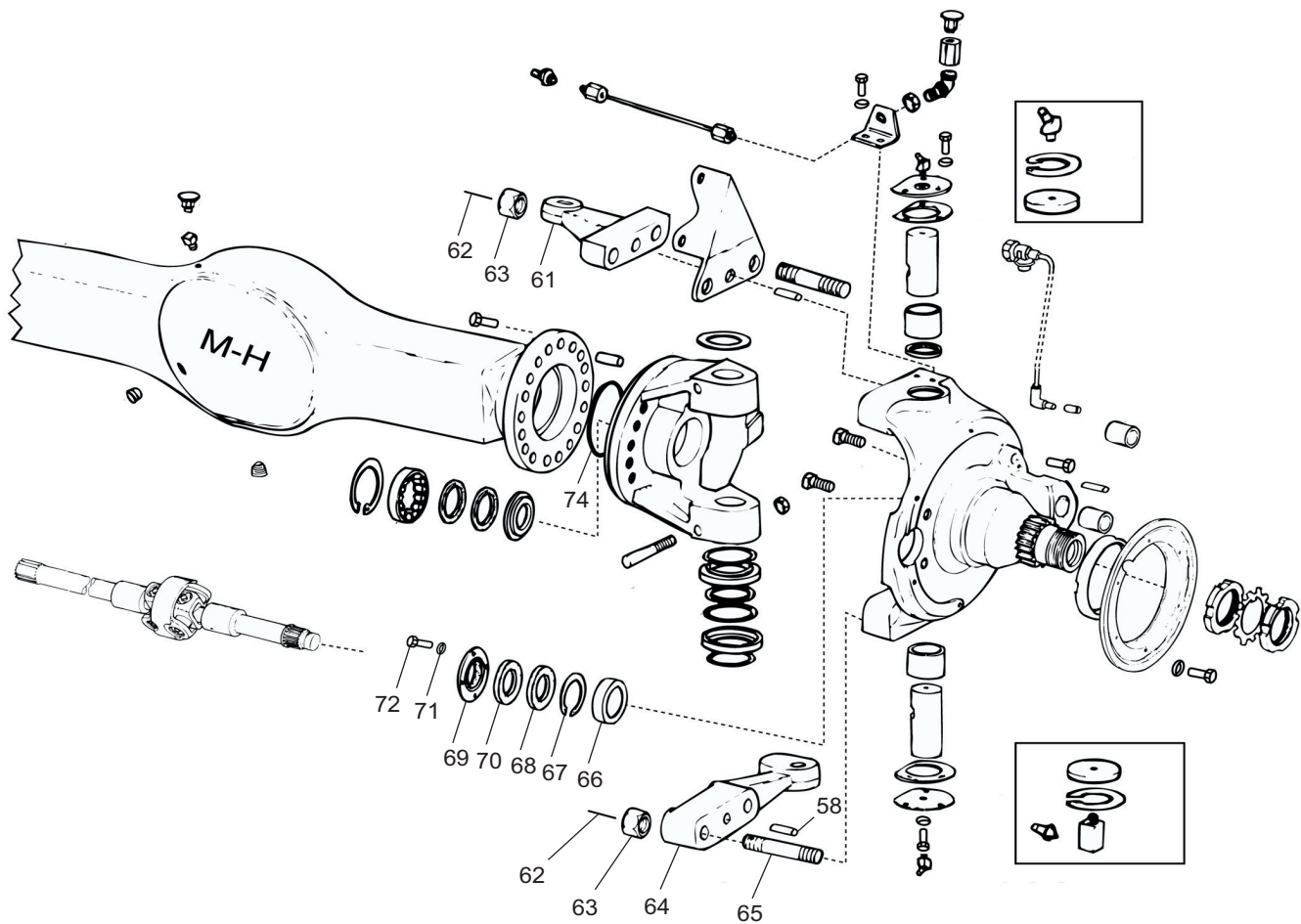
**GROUP
2**



REF	PART NO.	DESCRIPTION	REF	PART NO.	DESCRIPTION
41	16730	Trunnion Cover Gasket	61		Steering Arm, L.H.
42	16729	Trunnion Cover			Steering Arm, R.H.
43		Bolt M8 X 20 - 1.25	62		Lock Wire
44		Lock Washer M8	63		Castle Nut
45		Adapter Fitting	64		Tie Rod Arm, L.H.
46		Elbow Fitting, Vent			Tie Rod Arm, L.H. (0000, 11, 06)
47		Jam Nut			Tie Rod Arm, R.H.
48		Lock Washer, M10			Tie Rod Arm, R.H. (0000, 11, 06)
49		HEX Bolt, M10 X 25	65		Stud, Tie Rod Arm
50		Bracket, Vent, L.H.			Stud, Steering Arm/
		Bracket, Vent, R.H.			Tie Rod Arm (0000, 11, 06)
51		Retaining Ring	66	16734	Roller Bearing, Axle Shaft, Outer
52		Union Nut	67	16735	Snap Ring
53*		Tube Vent, L.H. (Includes Items #51 and 52)	68	16736	Oil Seal, Axle Shaft, Outer
		Tube Vent, R.H.	69	16737	Dust Shield, Axle Shaft
54		Pipe Fitting	70	24351	Felt
55		Bolt M20 X 60 - 1.5	71		Lock Washer, M6
56		Bolt, Turn Stop M20 X 47 - 1.5	72		HEX Bolt, M6 X 12
		Bolt, Turn Stop M20 X 80 - 1.5	73*	30848	Thrust Bearing Kit (Includes Items #17, 18, 19 and 20)
57		HEX Nut, Special	74		O-Ring (119 X 5)
58		Dowel Pin	75*	31284	Seal Holder Assembly (Includes Items #10, 11 and 12)
59		Stud, Steering Arm			
60		Brake Chamber Bracket, L.H. Brake Chamber Bracket, R.H.			

*ITEMS 53, 73 & 75 ARE NOT SHOWN IN THE ILLUSTRATION

WHEN ORDERING PARTS, SPECIFY MODEL NUMBER, SERIAL NUMBER AND DESCRIPTION OF PARTS REQUIRED

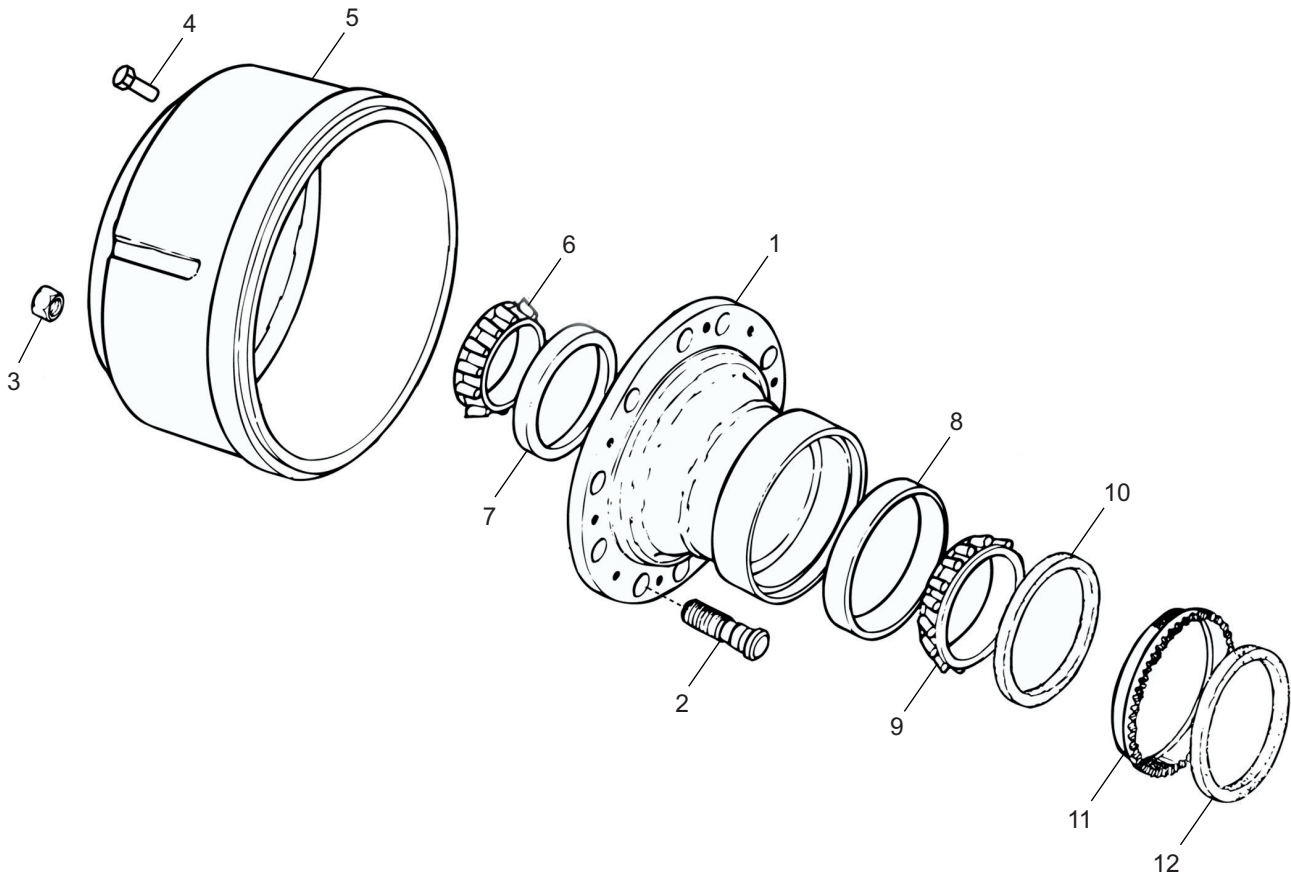


REF	PART NO.	DESCRIPTION	REF	PART NO.	DESCRIPTION
1	33292	Brake Shoe ASSY. (MT22N/H Only)	16	31402	Automatic Slack Adj., L.H. (MT22N/H Only)
2	16691	Return Spring, Long (MT22/R Only)		31403	Automatic Slack Adj., R.H. (MT22N/H Only)
		Brake Shoe Return Spring (MT22N/H Only)			Slack Adjuster, L.H. (MT22/R Only)
3	16692	Return Spring, Short			Slack Adjuster, R.H. (MT22/R Only)
4		Pin, Spring Support	17		Spacer
5	24315	Brake Shoe Roller (MT22N/H Only)	18		Wear Indication Disk
6		Brake Shoe Pin (MT22N/H Only)	19		Snap Ring
7	16761	Bushing	20		Snap Ring
8	16760	Oil Seal	21		Bumper ASSY., L.H. (MT22N/H Only)
9		Grease Fitting, 1/8			Bumper ASSY., R.H. (MT22N/H Only)
10		Spanner Housing ASSY., L.H. (Includes Items #7, 8 and 9)	22		Bolt M8 X 14 - 1.25 (MT22N/H Only)
		Spanner Housing ASSY., R.H. (Includes Items #7, 8 and 9)	23		Lock Washer M8
11		Hex Bolt Special	24		Grease Fitting, 1/8
12		Washer, Special	25		Grease Fitting, M8 X 1.00
13		Cam Shaft, L.H. (MT22N/H Only)	26		Bushing
		Cam Shaft, R.H. (MT22N/H Only)			Cap, Automatic Slack Adj., L.H.
		Brake Spanner, L.H. (MT22/R Only)			Cap, Automatic Slack Adj., R.H.
		Brake Spanner, R.H. (MT22/R Only)			Bolt, M8 X 16 - 1.25
14		Spacer (MT22N/H Only)			Bolt, M6 X 20 - 1.00
		Spacer	27		Roller Spring (Optional)
15		Shim, 0.50 MM (MT22N/H Only)	28*		Brake Spring and Roller Kit (MT22N/H Only)
		Shim, 0.50 MM			(Includes Items #2, 3, 5, 6, 27)

*ITEM 28 IS NOT SHOWN IN THE ILLUSTRATION

WHEN ORDERING PARTS, SPECIFY MODEL NUMBER, SERIAL NUMBER AND DESCRIPTION OF PARTS REQUIRED

	BRAKE KIT, MARMON	DATE: Released 03-2019	GROUP 2
		MODEL: FD	
		PAGE: 2.5	



REF	PART NO.	DESCRIPTION	REF	PART NO.	DESCRIPTION
1		Hub ASSY. (MT22 Only) (Includes Items #2, 7, 8, 9, 10)	5	23459	Brake Drum
		Hub ASSY. (MT22R/N Only) (Includes Items #2, 6, 7, 8, 9, 11, 12)	6	16753	Wheel Bearing, Cone, Outer
		Hub ASSY. (MT22H Only) (Includes Items #2, 6, 7, 8, 9, 11, 12)	7	16754	Wheel Bearing, Cup, Outer
		Hub ASSY., L.H. (MT22N Only) (Includes Items #2, 6, 7, 8, 9, 11, 12)	8	16757	Wheel Bearing, Cup, Inner
2	20535	Wheel Stud Hub Pilot (MT22H Only)	9	16758	Wheel Bearing, Cone, Inner
3	10252	Flange Wheel Nut (MT22H Only)	10	16759	Oil Seal, Hub (MT22 Only)
4		HEX Bolt, M10 X 40	11		Exciter Ring (MT22R/N/H Only)
			12	16775	Hub Seal (MT22R/N/H Only)
			13*		Bearing Kit Hub (Includes Items #6, 7, 8, 9)

*ITEM 13 IS NOT SHOWN IN THE ILLUSTRATION

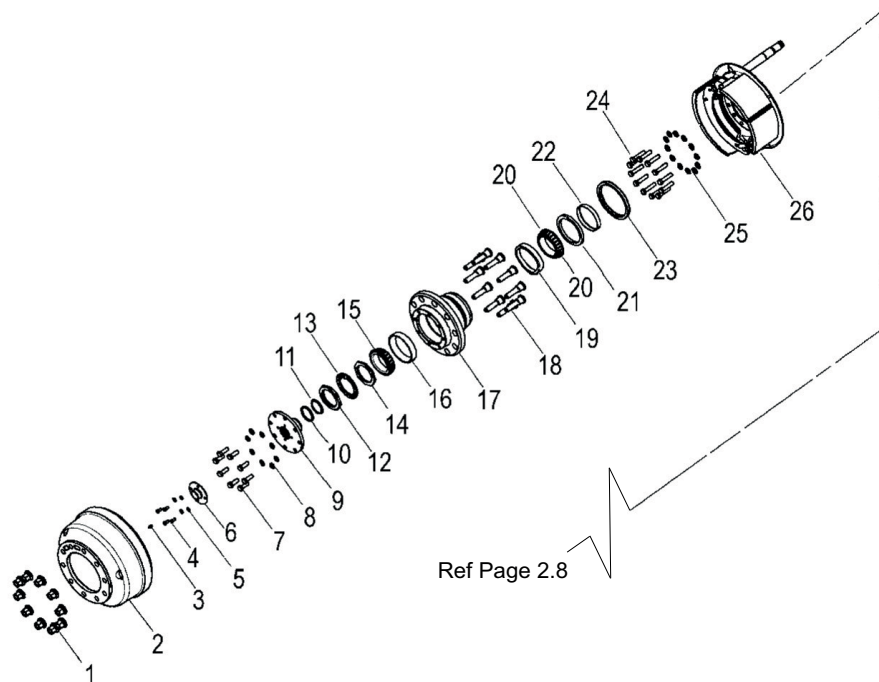
WHEN ORDERING PARTS, SPECIFY MODEL NUMBER, SERIAL NUMBER AND DESCRIPTION OF PARTS REQUIRED



**WHEEL HUB, BRAKE DRUM,
MARMON**

DATE: Released 03-2019
MODEL: FD
PAGE: 2.6

**GROUP
2**



Ref Page 2.8

REF	PART NO.	DESCRIPTION	REF	PART NO.	DESCRIPTION
1	10252	Wheel Nut	15	13628	Outer Bearing Cone
2	19471	Brake Drum	16	13627	Outer Bearing Cup
3		Grease Fitting	17		Hub Assembly
4		Capscrews - Cover Plate	18	28960	Wheel Studs
5		Washers - Cover Plate	19	20373	Inner Bearing Cup
6		Cover Plate	20	13561	Inner Bearing Cone
7		Capscrews - Drive Flange	21	15001	Grease Seal
8		Washers - Drive Flange	22	11566	Oil Seal Sleeve - Outer
9		Drive Flange	23	34748	ABS Tone Ring
10	13642	Felt - Drive Flange	24		Capscrews - Brake Assembly
11	11609	Retainer - Drive Flange	25		Washers - Brake Assembly
12	11652	Outer Adjusting Nut	26		Brake Assembly (L.H)
13	11662	Lock Washer			Brake Assembly (R.H)
14	11650	Inner Adjusting Nut			

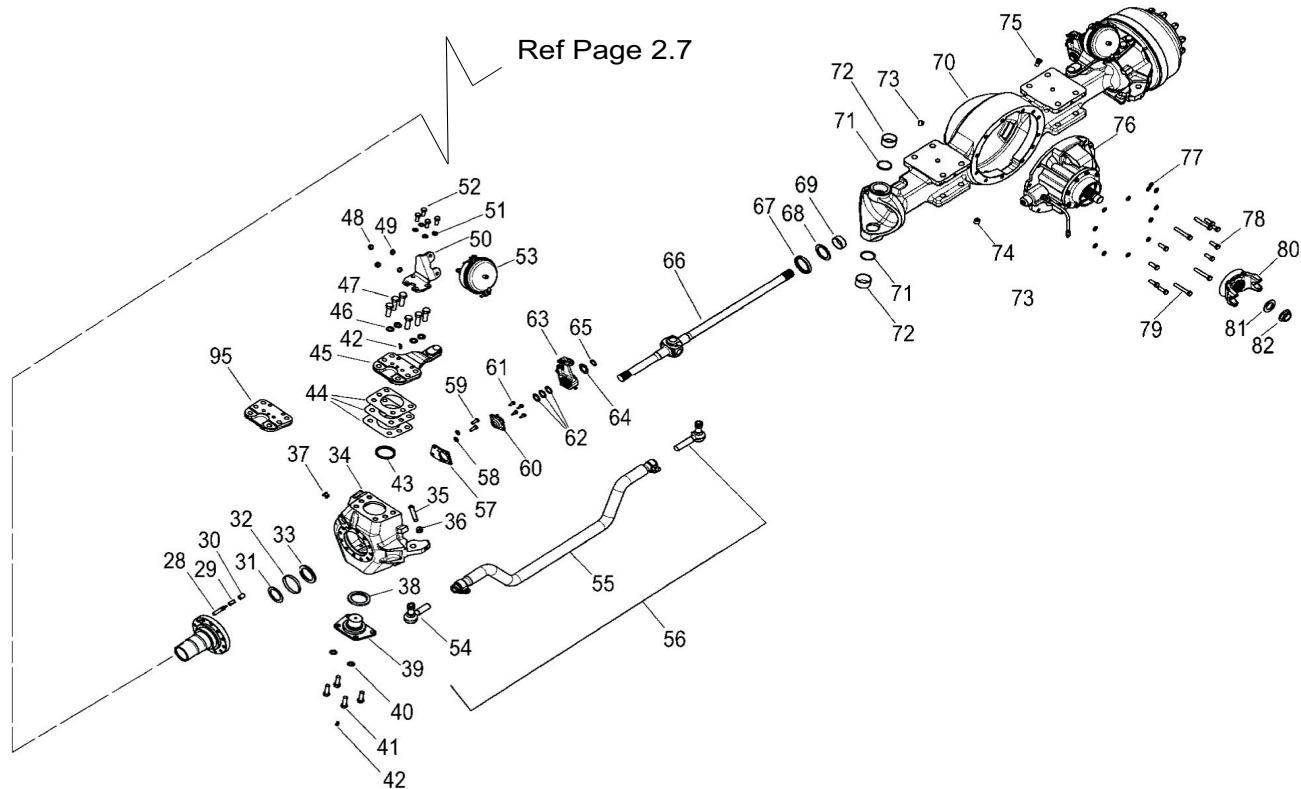
WHEN ORDERING PARTS, SPECIFY MODEL NUMBER, SERIAL NUMBER AND DESCRIPTION OF PARTS REQUIRED



**AXLE HOUSING,
MERITOR**

DATE: Released 03-2019
 MODEL: FD
 PAGE: 2.7

**GROUP
2**



Ref Page 2.7

REF	PART NO.	DESCRIPTION	REF	PART NO.	DESCRIPTION
27		Spindle Assembly (L.H) Spindle Assembly (R.H)	54	23932	Tie Rod End (R.H)
28		ABS Sensor Assembly		14952	Tie Rod End (L.H)
29		ABS Clip	55		Cross Tube w/Clamps (Standard Track) Cross Tube w/Clamps (Wide Track)
30		ABS Bushing	56	14951	Tie Rod Assembly (Standard Track) Tie Rod Assembly (Wide Track)
31	11671	Thrust Washer	57		Camshaft Bracket
32	13007	Oil Seal Sleeve - Inner	58		Washers - Camshaft Bracket
33	11611	Grease Seal - Axle Shaft	59		Capscrews - Camshaft Bracket
34	18090	Steering Knuckle (L.H)	60		Retainer Assembly
	18578	Steering Knuckle (R.H)	61		Screws - Self Tapping
35		Steering Stop Adjusting Screw	62		Spacing Washer (Outer)
36		Steering Stop Adjusting Nut	63		Automatic Slack Adjuster
37		ABS Bushing - Rubber	64		Retainer
38	15009	Thrust Bearing	65		Camshaft Snap Ring
39	20486	Lower Knuckle Cap	66	23070	Axle Shaft Assembly
40		Washers - Lower Knuckle Cap	67	20333	Oil Seal - Axle Shaft
41		Capscrews - Lower Knuckle Cap	68	11671	Thrust Washer - Axle
42	31261	Grease Fitting	69	11932	Inner Axle Shaft Bushing
43	11607	Grease Seal - Upper Cap/Steering Arm	70		Housing Assembly
44	20515	Shim (0.003" Thickness)	71		Socket Plug
	20516	Shim (0.005" Thickness)	72	11647	King Pin Bushing
	20517	Shim (0.010" Thickness)	73	11690	Lube Fill Plug
45	21382	Steering Arm	74	11690	Lube Drain Plug
46		Washers - Steering Arm	75	14985	Breather Assembly
47		Capscrews - Steering ARM	76		Carrier Assembly
48		Nut - Air Brake Chamber	77		Washers - Carrier Housing
49		Washers - Air Brake Chamber	78		Capscrews (Short) - Carrier Housing
50		Chamber Bracket (L.H) Chamber Bracket (R.H)	79		Capscrews (Long) - 160 Carrier Housing
51		Washers - Chamber Bracket	80		Yoke
52		Capscrews - Chamber Bracket	81		Washer - Yoke
53		Air Brake Chamber (Type 30 Chamber) Air Brake Chamber (Type 24 Chamber)	82	23479	Nut - Yoke

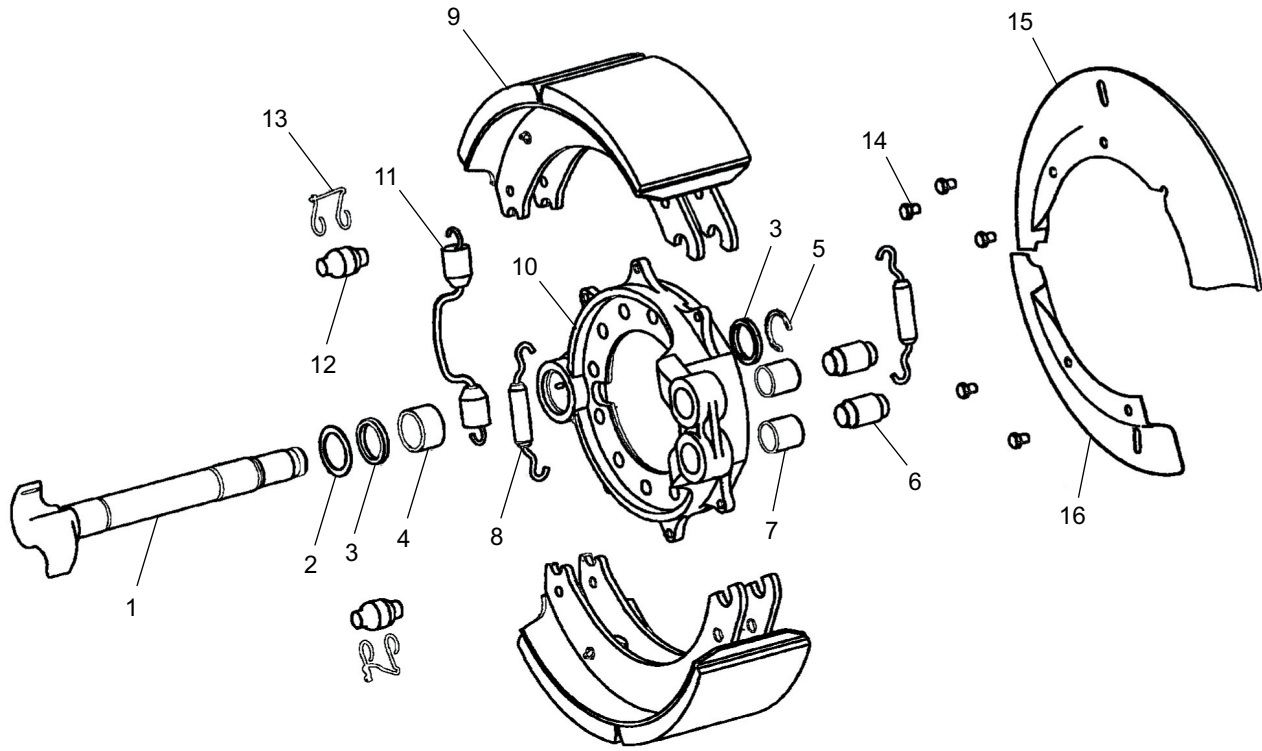
WHEN ORDERING PARTS, SPECIFY MODEL NUMBER, SERIAL NUMBER AND DESCRIPTION OF PARTS REQUIRED



**AXLE HOUSING,
MERITOR**

DATE: Released 03-2019
MODEL: FD
PAGE: 2.8

**GROUP
2**



REF	PART NO.	DESCRIPTION	REF	PART NO.	DESCRIPTION
1	23872	Camshaft (L.H)	9		Brake Shoe and Lining Assembly
	23797	Camshaft (R.H)	10		Brake Spider Assembly
2		Washer	11	21628	Brake Shoe Return Spring
3	11645	Camshaft Seal	12		Brake Shoe Roller
4	11645	Camshaft Bushing	13		Brake Shoe Roller Retainer
5		Snap Ring	14		Dust Shield Capscrew
6		Brake Shoe Anchor Pin	15		Dust Shield
7		Anchor Pin Bushing	16		Dust Shield
8	21627	Brake Shoe Retaining Spring			

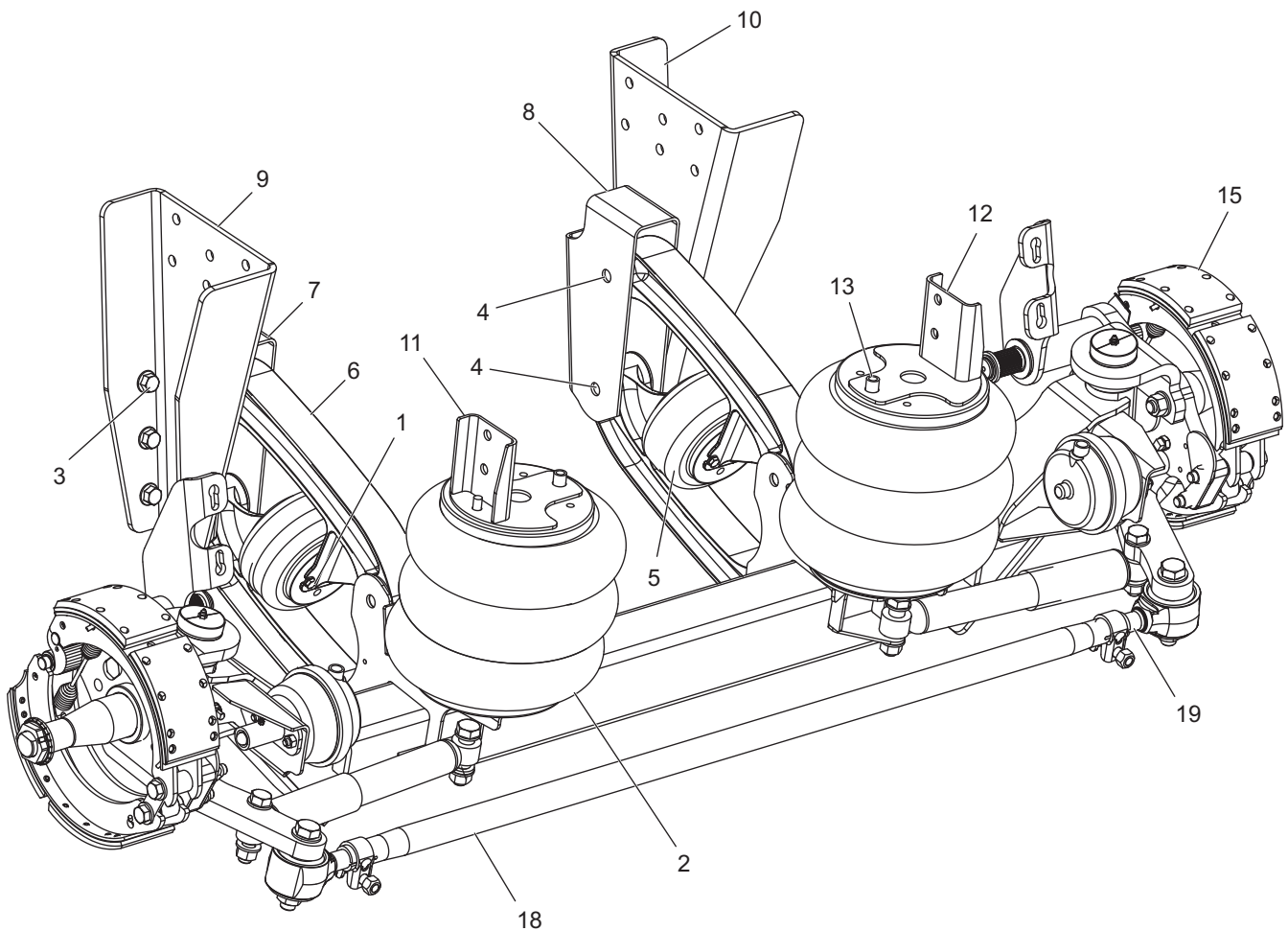
WHEN ORDERING PARTS, SPECIFY MODEL NUMBER, SERIAL NUMBER AND DESCRIPTION OF PARTS REQUIRED



**BRAKE KIT,
MERITOR**

DATE: Released 03-2019
 MODEL: FD
 PAGE: 2.9

GROUP
2



REF	PART NO.	DESCRIPTION	REF	PART NO.	DESCRIPTION
1		Air Spring Bolt Kit (Lift)	11		Upper A/S Plate PATT-A
2	20209	Air Spring (Ride)	12		Upper A/S Plate PATT-A
3		Bushing Saddle, Bolt Kit	13		Air Spring Bolt Kit (Ride)
4		Pivot Bolt Kit	14*		ST Axle ASSY, Model Specific
5	28219	Air Spring (Lift)	15		Brake Assembly
6		Beam Assembly, Nodular	16*	34137	Axle King Pin Kit (Each)
7		Bushing Saddle PATT-A	17*	34136	King Pin (Each)
8		Bushing Saddle PATT-A	18		Compliant Tie Rod ASM SC13
9		Side Rail	19		Tie Rod Catch
10		Side Rail	20*	36431	SHOCK,STRG DAMPENR

*ITEMS 14, 16, 17 & 20 ARE NOT SHOWN IN THE ILLUSTRATION

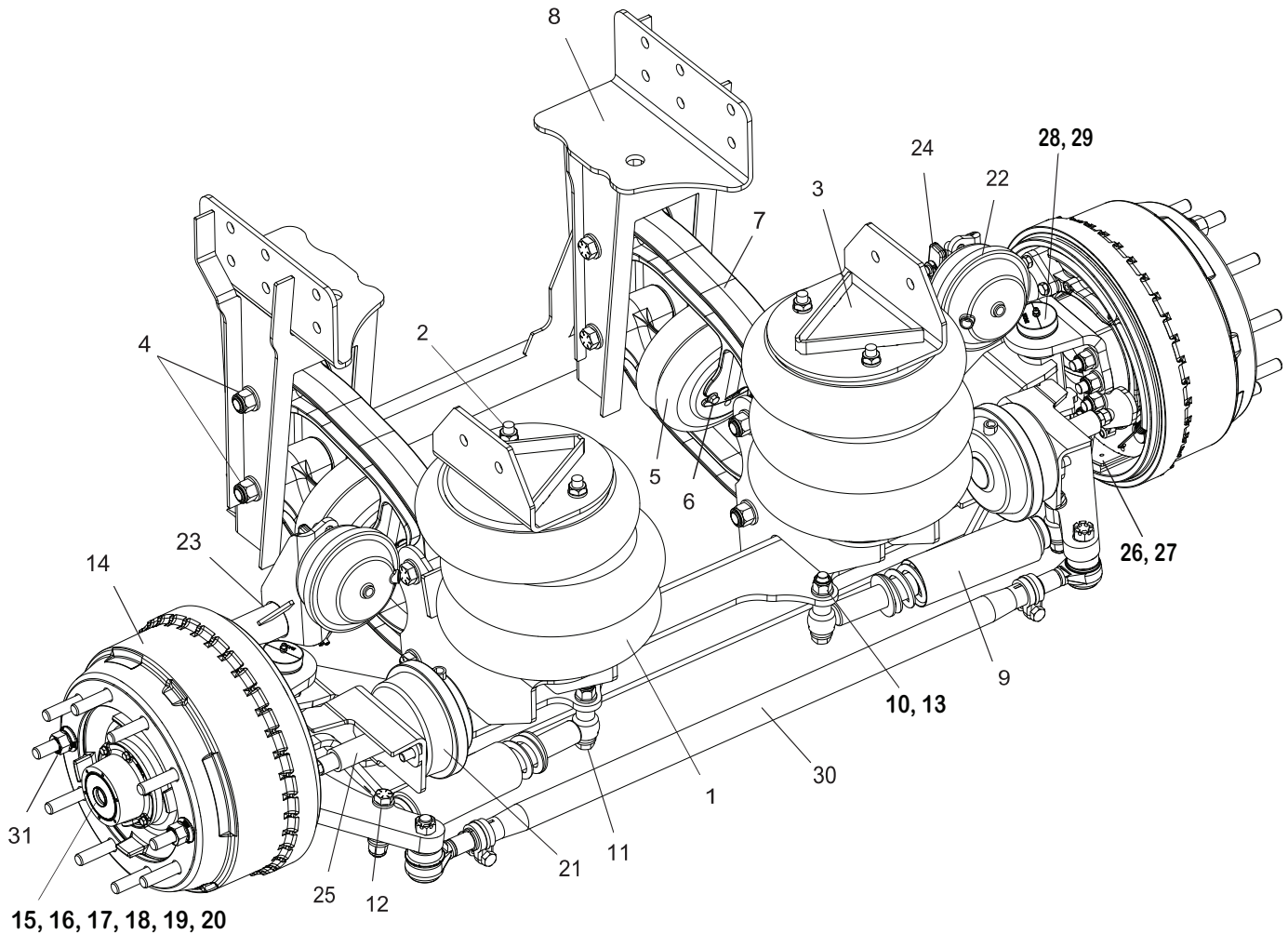
WHEN ORDERING PARTS, SPECIFY MODEL NUMBER, SERIAL NUMBER AND DESCRIPTION OF PARTS REQUIRED



**LIFT AXLE, HENDRICKSON
COMPOSILITE 13K**

DATE: Released 03-2019
MODEL: FD
PAGE: 2.10

**GROUP
2**



REF	PART NO.	DESCRIPTION	REF	PART NO.	DESCRIPTION
**	36675	Axle, Hendrickson Compositelite SCT20K	15		Cone, Bearing, Inner (Meritor) [005093]
1		Air Spring (Ride) [011690]	16		Cone, Bearing, Outer (Meritor) [005094]
2		Air Spring Bolt Kit (Ride) [015538-15]	17		Hub Seal 'FL' 20K [015390-03]
3		UPR A/S Weld SC20 Terex [017397-00]	18		Spindle Nut (4pc) [005142]
4		Pivot Bolt Kit (PST) [007040]	19		Hub Cap, Oil 6" x 5.50" BC [015293-03]
5		Air Spring (Lift) [010214]	20		Gasket, Hub Cap, 5.50 [015297--02]
6		Air Spring Bolt Kit (Lift) [A-1134]	21		Type 30 Brake Chamber 5.40" [003515]
7		Beam Assembly, Nodular [010125]	22		Type 24 Brake Chamber 2.50" [005155]
8		Frame Bracket SCA20 Terex [016932-00]	23		Kit, Haldex ASA Slack [007731]
9		Stabilizer (Steering Damper) [A-14496]	24		Clevis, 5/8"-18 [007732]
10		Nut, 3/4"-10 Zinc Nylon LK GR C	25		ASM, Lock Straight, PS 20K [008239]
11		Bolt, 3/4"-10 X 4.50" Phos Hex GR 8	26		Brake ASM,LH 16.5x6 Bendix [012265-1]
12		Bolt, 3/4"-10 X 5.00" Phos Hex GR 8	27		Brake ASM,RH 16.5x6 Bendix [012265-2]
13		Washer, 3/4" Zinc Hardened	28		ASM,Upr Kingpin LH, SC20 [011918-1]
14		Hub/Drum, 335mm BC 'FL' 16.5" x 6" / HubCap 5.5" BC [010900]	29		ASM,Upr Kingpin RH, SC20 [011918-2]
			30		ASM,Straight TieRod 20K [015537-2100]
			31		Lug Nut,M22x1.5,Swivel Flange [A-14448]

*ITEMS 15, 16, 17, 18 & 20 ARE NOT SHOWN IN THE ILLUSTRATION

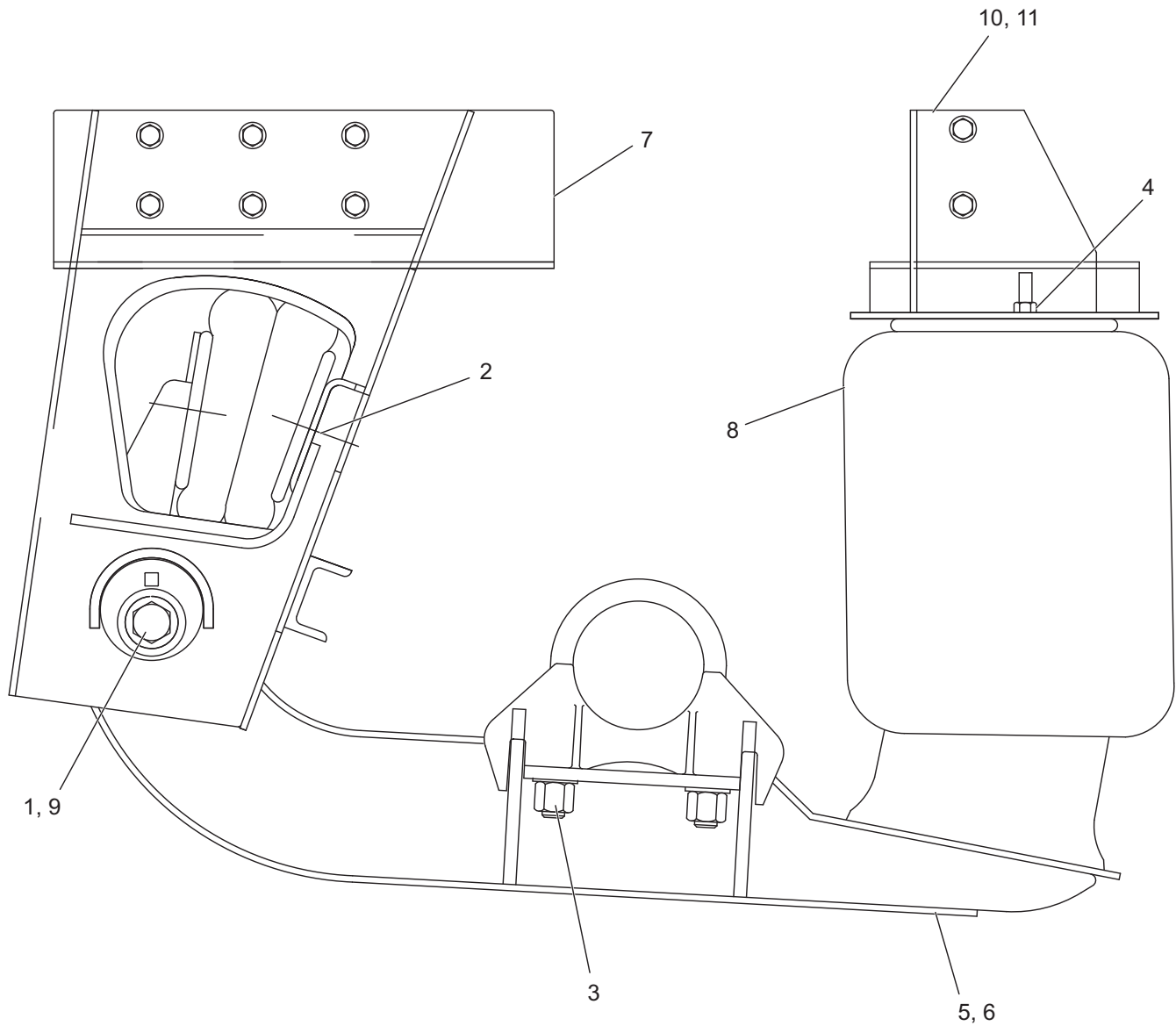
WHEN ORDERING PARTS, SPECIFY MODEL NUMBER, SERIAL NUMBER AND DESCRIPTION OF PARTS REQUIRED



**LIFT AXLE, HENDRICKSON
COMPOSITILITE 20K**

DATE: Released 03-2019
MODEL: FD
PAGE: 2.11

GROUP
2



REF	PART NO.	DESCRIPTION	REF	PART NO.	DESCRIPTION
1		Pivot Bolt Kit, Quick	8	30525	Air Spring
2		Air Spring Bolt Kit	9		Wear Pad
3		U-Bolt Kit	10	37084	Upper A/S PLT WELD, LEFT
4		Air Spring Bolt Kit	11	37085	Upper A/S PLT WELD, RIGHT
5		Beam Assembly	12*		Parts Box
6		Beam Assembly	13*	15249	Up Bag
7*	R005302-1	Hanger Bracket ASSY, RDSD			
	R005302-2	Hanger Bracket ASSY, CBSD			

*ITEMS 12 & 13 ARE NOT SHOWN IN THE ILLUSTRATION

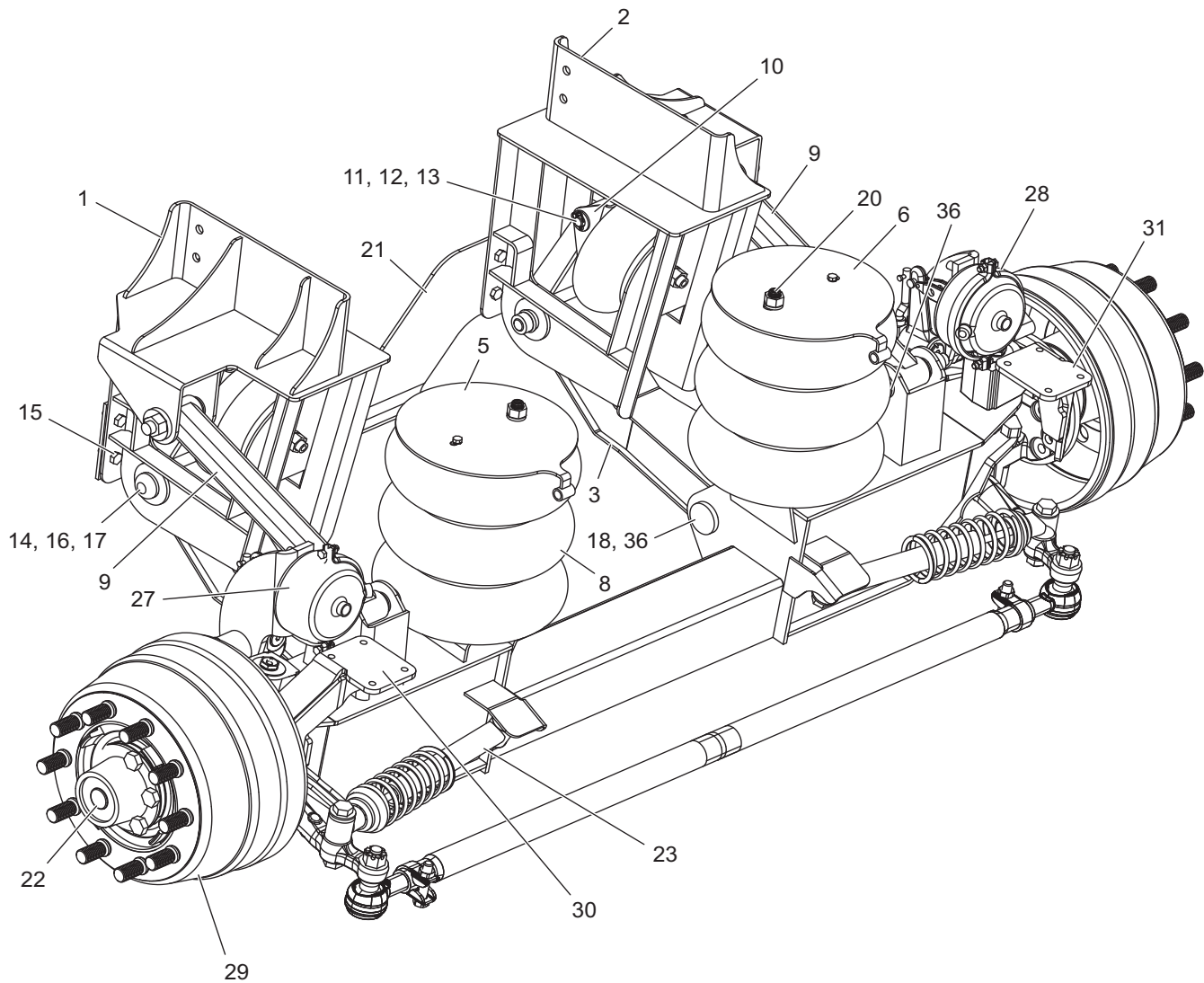
WHEN ORDERING PARTS, SPECIFY MODEL NUMBER, SERIAL NUMBER AND DESCRIPTION OF PARTS REQUIRED



**LIFT AXLE
HENDRICKSON HLM**

DATE: Released 03-2019
MODEL: FD
PAGE: 2.12

**GROUP
2**



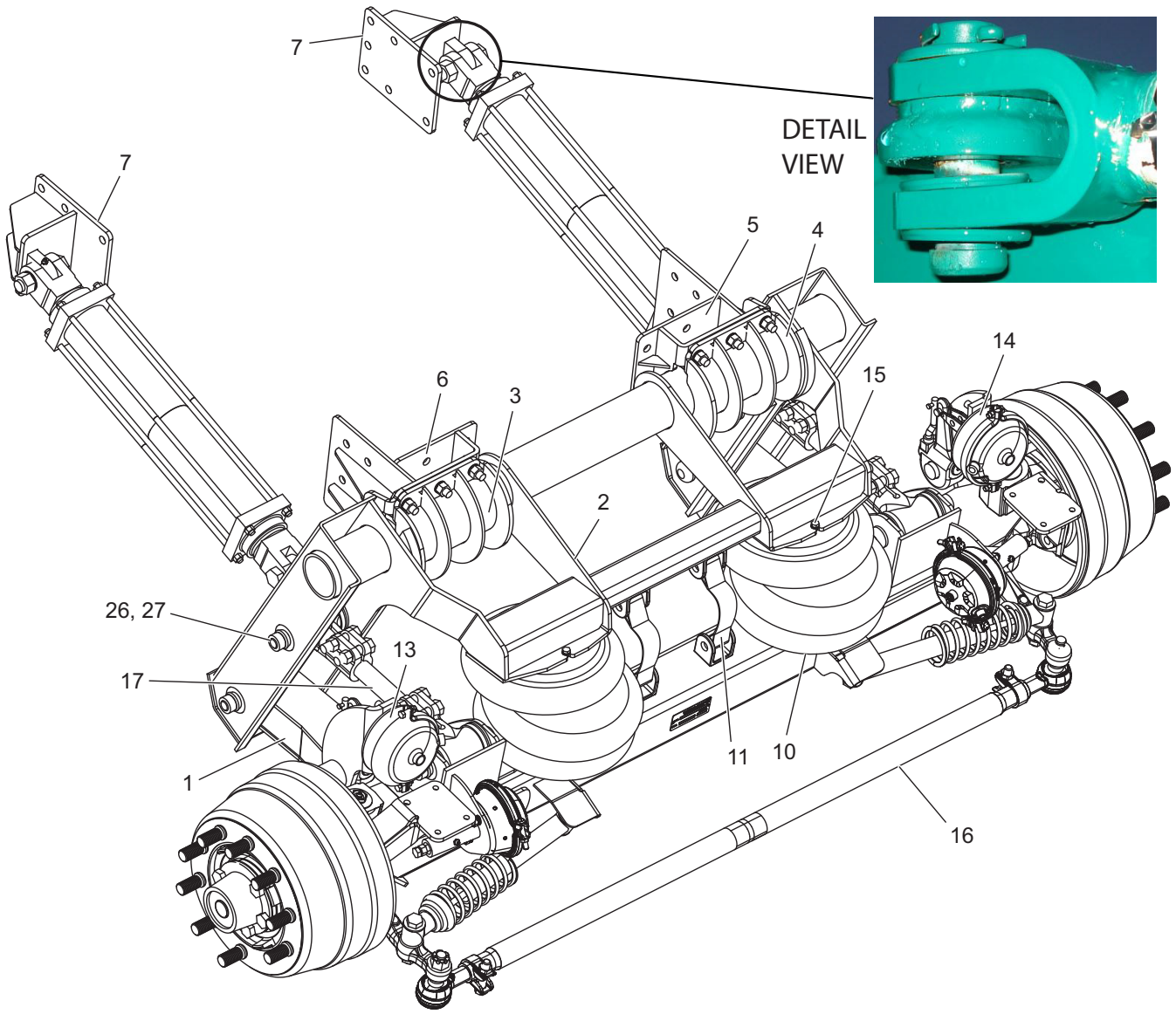
REF	PART NO.	DESCRIPTION	REF	PART NO.	DESCRIPTION
1		Hanger Side Rail ASSY. LH	19*		Lift Bag Hardware Pack
2		Hanger Side Rail ASSY. RH	20		Air Spring Hardware Pack
3		Arm Assembly	21		Cross Member
4*		Axle Assembly	22		Knuckle Assembly Westport
5		Upper Bag Plate ASSY. LH	23		Steer Stabilizer Kit
6		Upper Bag Plate ASSY. RH	24*		Brake MTG Hardware Pack
7*	18127	Air Spring (6897) Lift	25*		Centering Pad ASSY. LH
8		Air Spring Load (8032)	26*		Centering Pad ASSY. RH
9		Torque Rod Assembly	27		Brake ASSY LH Type 20 Chambers
10		Lift Bag Plate	28		Brake ASSY RH Type 20 Chambers
11		0.75 Pin 3.50 Long	29		10 STD UNMT CST/CST
12		Cotter Pin	30	30113	Fender Bracket ASSY. L.H.
13		Washer Flat 0.75 X 1.48 X 0.12 Hardened	31	30110	Fender Bracket ASSY. R.H.
14		Huck Pack	32*		Grease Fitting
15		Bolt-On Cross Member Pack	33*		Install SYN Oil In Hubs
16		Hanger Weld Collar	34*		Wheel End Kit-Westport
17		Hanger Pivot Bushing	35*		Hardware Pack
18		Axle Seat Bushing	36		Capscrew/Bolt Stop

*ITEMS 4, 7, 19, 24, 25, 26 & 32 TO 35 ARE NOT SHOWN IN THE ILLUSTRATION
 WHEN ORDERING PARTS, SPECIFY MODEL NUMBER, SERIAL NUMBER AND DESCRIPTION OF PARTS REQUIRED



**LIFT AXLE
 WC TRU-TRACK**

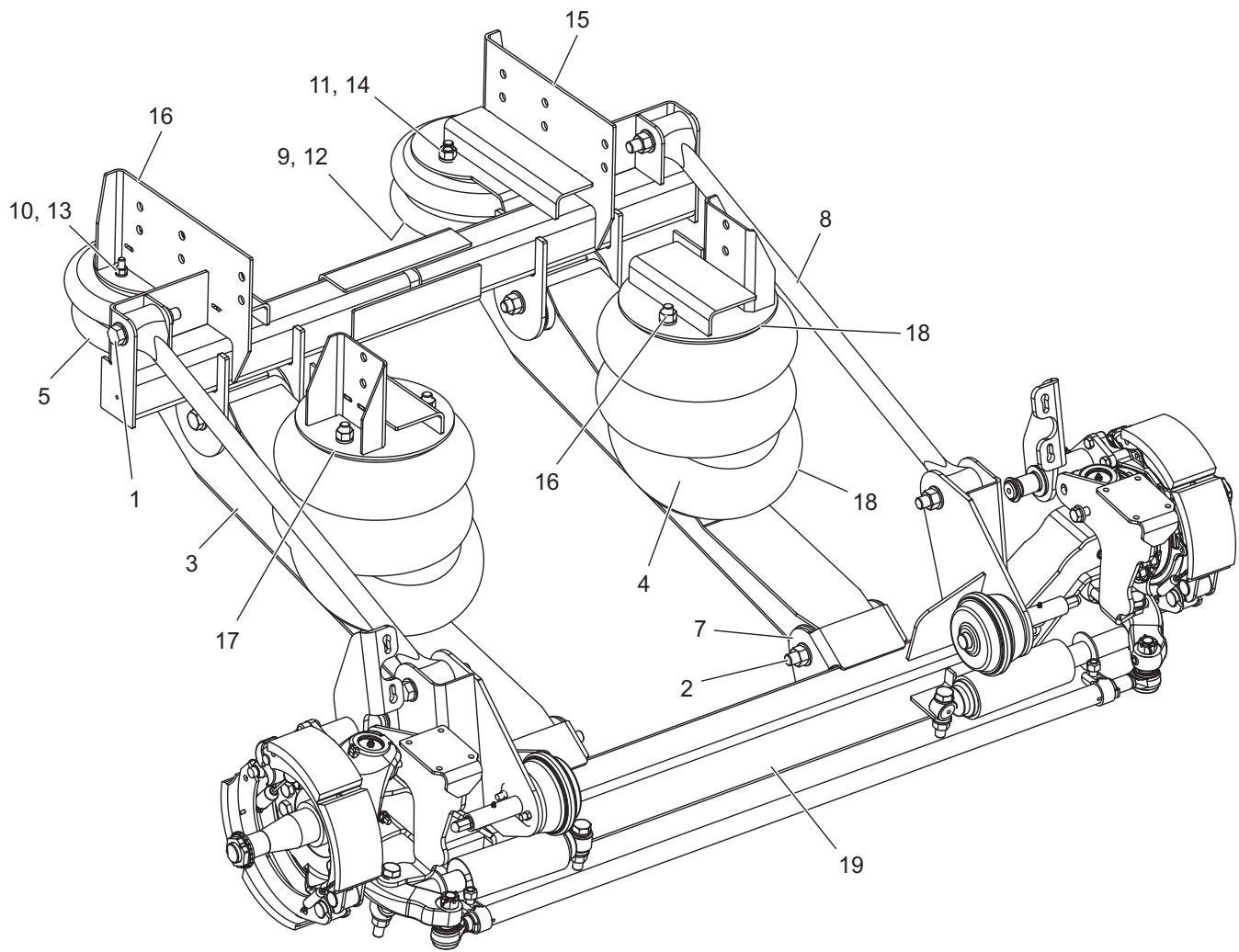
DATE: Released 03-2019
 MODEL: FD
 PAGE: 2.13



REF	PART NO.	DESCRIPTION	REF	PART NO.	DESCRIPTION
1		Lower Arm Assembly	19*		Hubcap STMCO W GASK-SCRW
2		Hanger Assembly	20*		BRK MTG Hardware HYD Lift
3		Rear Bushing Clamp	21*		Centering Kit W/ADJ. Push Rod
4	36068	Poly Bushing	22*		10 STD UNMT CST/CST
5		Front Bushing Clamp RH.	23*		Synthetic Oil Installed, Mobile
6		Front Bushing Clamp L.H.	24*		Knuckle Assembly Westport
7		Cylinder Mounting Bracket Assembly	25*		Bearing #3782
8*		Axle Assembly	26		SL1193THL Clamp HDW Pack
9*		Stabilizer Shock Kit	27		SL1193 Pivot CONN Pack
10	34307	Air Spring	28*		Bearing #HM212049
11	11534	Nylon Strap	29*		Nut 22MM UNI OK333T
12*		Strap Hardware Pack	30*		ABS Sensor Kit
13		Brake ASSY LH Type 20 Chambers	31*	28151	CYL,1.5"ROD,3"BORE,18"STROKE,T2
14		Brake ASSY RH Type 20 Chambers	32*	12111	SHOCK,STRG DAMPENR,200188
15		Load Bag HDWE Pack	33*	11520	PIN,RETAINING/PIVOT,HYD CYL
16	24799	Tie Rod ASSY	34*	19088	WASHER,RETAINING,HYD CYL
17	34606	Torque ARM Adjustable	35*	19193	PIN,COTTER,RETAINING,HYD CYL
18*		Seal STEMCO 383-0136			

*ITEMS 8, 9, 12, 18 TO 25 & 28 TO 35 ARE NOT SHOWN IN THE ILLUSTRATION
 WHEN ORDERING PARTS, SPECIFY MODEL NUMBER, SERIAL NUMBER AND DESCRIPTION OF PARTS REQUIRED

SUSPENSION



REF	PART NO.	DESCRIPTION	REF	PART NO.	DESCRIPTION
1	23245	Radius Rod Bolt Kit	11		3/4-16 HEX Nut Grade B
2	22010	Pivot Bolt Kit	12		3/8" Reg. Lock Washer
3		Beam Assembly	13		1/2" Reg. Lock Washer
4	20211	Air Spring (Ride)	14		3/4" Lock Washer
5	20210	Air Spring (Lift)	15		Cross Member Assembly (LH)
6*		Ride Spring Bolt Kit	16		Cross Member Assembly (RH)
7		Wear Pad	17		Upper A/S Assembly (LH)
8		Radius Rod	18		Upper A/S Assembly (RH)
9		3/8"-16X1.0 HHB Grade 5	19		Axle Assembly
10		1/2"-13 HEX Nut GR B			

*ITEM 6 IS NOT SHOWN IN THE ILLUSTRATION

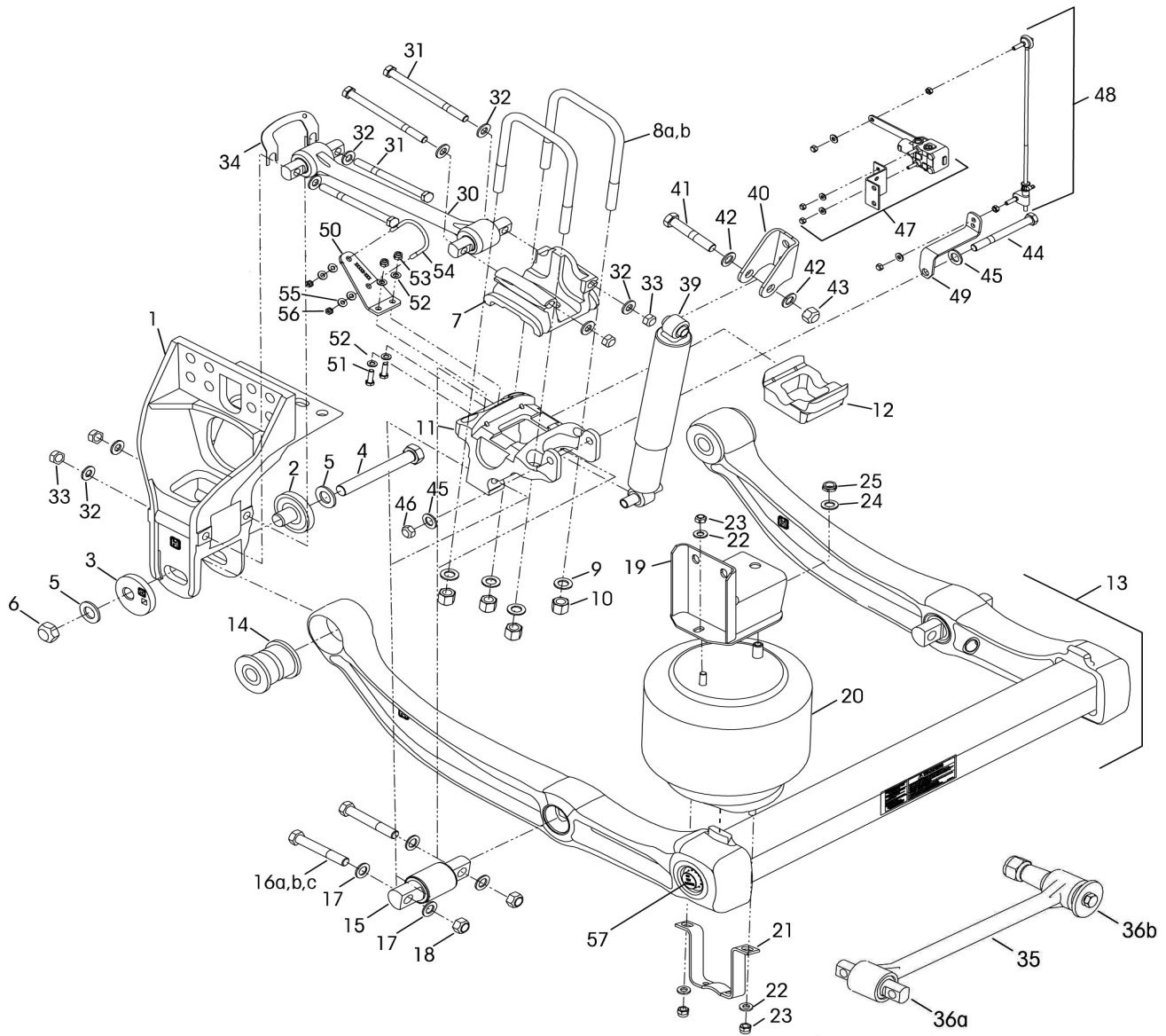
WHEN ORDERING PARTS, SPECIFY MODEL NUMBER, SERIAL NUMBER AND DESCRIPTION OF PARTS REQUIRED



**AIR LIFT TAG AXLE
HENDRICKSON UHA**

DATE: Released 03-2019
 MODEL: FD
 PAGE: 2.15

**GROUP
2**



REF	PART NO.	DESCRIPTION
1*	36225	EX Frame Hanger (L.H)
	36226	EX Frame Hanger (R.H)
2		Support Beam QUIK-ALIGN Concentric Collar
3		Support Beam QUIK-ALIGN Eccentric Collar
4		1.0"-14 UNF-2A H-Coat 7 1/2" Hex Bolt
5		1.0" H-Coat Flat Washer
6		1.0"-14 UNF-2B H-Coat Locknut
7		Top Pad (65289-000)
8A		3/4" Square U-Bolt, 14 3/8"-15 1/2" Ride Height-Length 8 7/8" (If not equipped with item 12)
8B		3/4" Square U-Bolt, 12 1/2" Ride Height-Length 10 3/8" (If equipped with item 12)
9		3/4" Flat Washer
10		3/4"-16 UNF U-Bolt Locknut
11		Bottom Cap

REF	PART NO.	DESCRIPTION
12		Axle Spacer- 12 1/2" Ride Ht.
13		U-Beam Assembly, 34.0" Frame Width (Front) U-beam Assembly, 34.0" Frame Width (Rear)
14		QUIK-Align Pivot Bushing
15		D-Pin Bushing
16A		3/4"-16 16 UNF Bolt, 5"
16B		3/4"-16 16 UNF Bolt, 5 1/2"
16C		3/4"-16 16 UNF Bolt, 4 3/4"
17		3/4" Flat Washer
18		3/4"-16 UNF Locknut
19	23971	Upper Air Spring Bracket ASSY, 12 1/2", 14 3/8" Ride Height
	23970	Upper Air Spring Bracket ASSY, 15 1/2" Ride Height
20	32211	Air Spring

(Listing Continued on Next Page)

WHEN ORDERING PARTS, SPECIFY MODEL NUMBER, SERIAL NUMBER AND DESCRIPTION OF PARTS REQUIRED



**TANDEM SUSPENSION
HENDRICKSON PRIMAAX**

DATE: Released 03-2019
MODEL: FD
PAGE: 2.16

**GROUP
2**

(Primaax Listing Continued From Previous Page)

<u>REF</u>	<u>PART NO.</u>	<u>DESCRIPTION</u>	<u>REF</u>	<u>PART NO.</u>	<u>DESCRIPTION</u>
		<i>(Contd..)</i>			<i>Service Kits</i>
21	32209	Lower Air Spring Mounting Bracket			
22		1/2" Flat Washer	58*		QUIK-Align Pivot Bushing Service Kit, One Wheel End
23		1/2"-13 UNC Locknut			(Includes items 2 thru 6, 14, 38)
24		3/4" Flat Washer			QUIK-Align Pivot Bushing Service Kit, Axle Set, (Includes items 2 thru 6, 14, 38)
25		3/4"-16 UNF Locknut			QUIK-Align Collar Service Kit, One Wheel End, (Includes items 2 thru 6)
26*		3/4"-10 UNC 2.0" Bolt			QUIK-Align Fastener Service Kit, One Wheel End, (Includes items 4 thru 6)
27*		3/4" Flat Washer			U-Bolt Service Kit, One Wheel End, (Includes items 8A thru 10)
28*		3/4"-10 UNC Locknut			U-Bolt Service Kit, One Wheel End, (Includes items 8B thru 10)
29*		Air Spring Gusset			Single D-Pin Bushing Service Kit (Includes items 15, 16A, 17, 18)
30-A	37251	Longitudinal Torque Rod Assy, Front			D-Pin Fastener Service Kit, Axle Set, (Includes items 16A, 17, 18)
30-B	37251	Longitudinal Torque Rod Assy, Rear	59*		Single Air Spring Service Kit (Includes items 20 thru 25)
31		5/8"-11 UNC 8.0" Bolt			Lower Air Spring Fastener Service Kit, Single, (Includes items 22, 23)
32		5/8" Flat Washer			Upper/Lower Air Spring Fastener Service Kit, Single (Includes items 22 thru 25)
33		5/8"-11 UNC Locknut			Air Spring Gusset Fastener Kit, Single, (Includes items 26 thru 28)
34		Shim	60*	23624	Longitudinal Torque Rod Bolt Service Kit, One Torque Rod, (Includes items 31 thru 33)
35	19388	Transverse Torque Rod Assembly			Single Shock Fastener Service Kit (Includes items 41 thru 46)
36A		Straddle Torque Rod Bushing			Height Control Valve Assembly Service Kit (Includes items 47 thru 49)
36B		Tapper Pin Bushing			S-Cam Fastener Service Kit, Axle Set, (Includes items 51 thru 56)
37*		Transverse Torque Rod Frame Bracket	61*	12911	U-Beam Assembly Enhancement Aftermarket Service Kit, Axle Set
38*		P-80 Bushing Lubricant - 10ml			
39		Shock Absorber	62*		
40		Upper Shock Frame Bracket			
41		3/4"-10 UNC 4 1/4" Upper Shock Bolt			
42		3/4" Flat Washer			
43		3/4"-10 UNC Locknut			
44		5/8"-11 UNC 6.0" Lower Shock Bolt	63*		
45		5/8" Flat Washer			
46		5/8"-11 UNC Locknut	64*		
47	23625	Height Control Valve Assembly			
48		HCV Linkage Assembly			
49		Height Control Valve Linkage Bracket	65*		
50		S-cam Support Bracket			
51		3/8"-16 UNC 1 1/4"-HEX Bolt	66*		
52		3/8" Hardened Washer			
53		3/8"-16 UNC Locknut	67*		
54		5/16" S-Cam U-Bolt			
55		5/16" Hardened Washer	68*		
56		5/16"-18 UNC Locknut			

*ITEMS 26 TO 29, 37, 38, 58 TO 68 ARE NOT SHOWN IN THE ILLUSTRATION

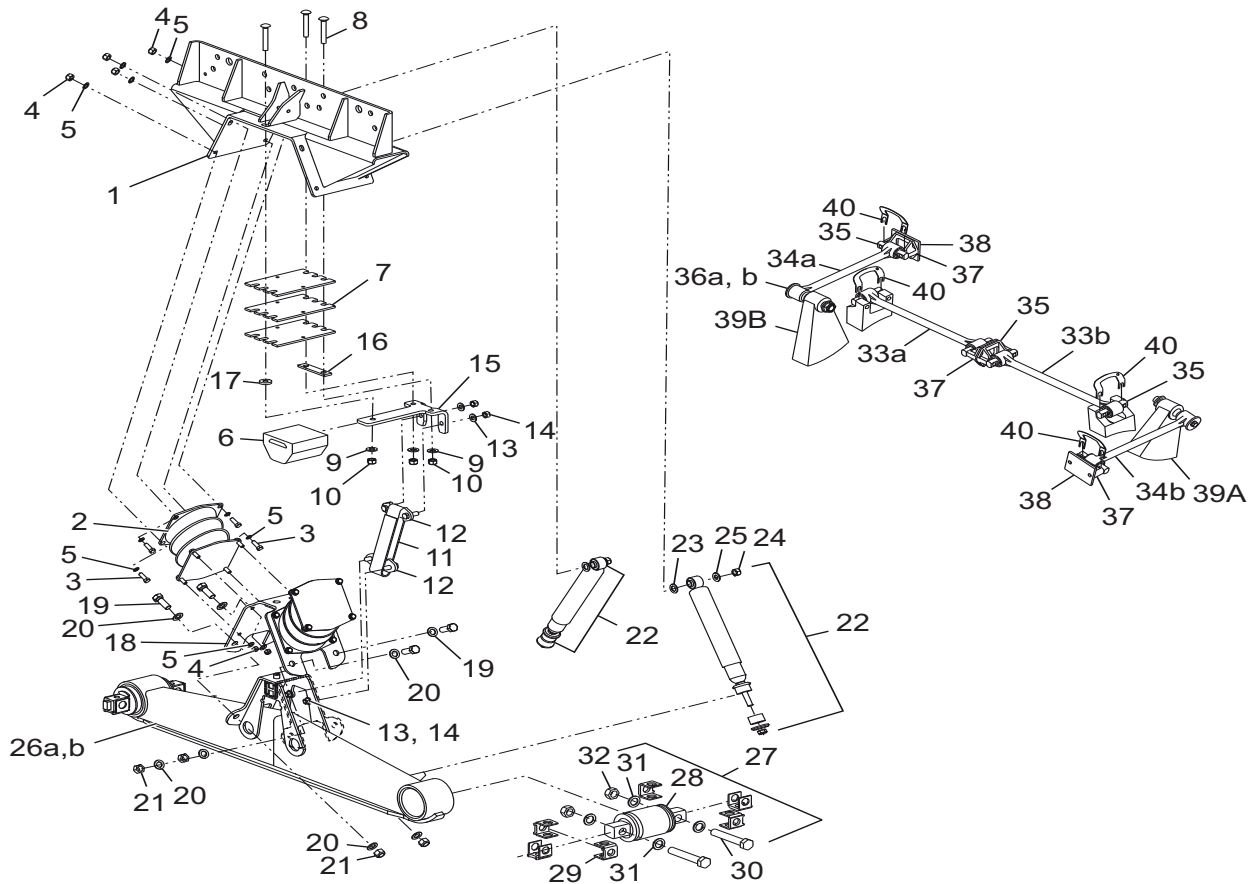
WHEN ORDERING PARTS, SPECIFY MODEL NUMBER, SERIAL NUMBER AND DESCRIPTION OF PARTS REQUIRED



**TANDEM SUSPENSION
HENDRICKSON PRIMAAX**

DATE: Released 03-2019
MODEL: FD
PAGE: 2.17

**GROUP
2**



REF	PART NO.	DESCRIPTION	REF	PART NO.	DESCRIPTION
1		HN 402/462/522 Saddle ASSY (Includes items 2-18)	25		5/8" Upper Shock Washer
2		Bolster Spring	26		Equalizing Beam Assembly
3		7/16"-20 UNF 1.25" Bolt	27		Bar Pin End Bushing Service Kit, One Wheel End (Includes items 28-32)
4		7/16"-20 UNF-2B Locknut	28		Bar Pin End Bushing
5		7/16" Washer	29		Bar Pin Shim
6		Auxiliary Spring	30		1"-8 UNC 6.0" HEX Bolt
7		Auxiliary Spring Shim	31		1" Hardened Washer
8		1/2"-13 UNC Round Head Square Neck 3.25" Bolt	32		1"-8 UNC Locknut
9		1/2" Washer	33	17347	Rod, Torque, Longitudinal, DT Rod, Torque, Longitudinal, RT
10		1/2"-13 UNC-2A Locknut	34	17149	Rod, Torque, Transverse, DT
11		Rebound Strap		19388	Rod, Torque, Transverse, RT
12		Anchor Plate ASSY (Includes items 12-14)	35		Straddle Bushing
13		Anchor Plate	36		Taper Bushing
14		1/2" Washer	37	14610	Torque Rod Frame Bracket
15		1/2"-13 UNC -2A Locknut	38		Backup Plate
16		Auxiliary Spring Mounting Plate	39A	19582	BRKT, Transverse, Torque Arm
17		Auxiliary Spring Mounting Plate Shim (Inboard-1/4" Thick)	39B	34481	BRKT, Transverse, Torque Arm
18		Outboard Spacer (1/4" Thick)	40		Torque Rod Shim
19		Saddle Vee Bracket			<i>Service Kits</i>
20		3/4"-10 UNC-2A HEX Head Bolt			
21		3/4" Washer	41*		Bolster Spring Service Kit, One Set, (2 pc) (Includes item 3)
22		3/4"-10 UNC-2B Locknut	42*		Vee Bracket Fastener Service Kit, One Side (Includes items 19-21)
23		Shock Absorber	43*		Torque Rod Bushing P-80 Lubricant-10ml
24		3/4" Washer			
25		5/8" Upper Shock Locknut			

*ITEMS 41, 42 & 43 ARE NOT SHOWN IN THE ILLUSTRATION

WHEN ORDERING PARTS, SPECIFY MODEL NUMBER, SERIAL NUMBER AND DESCRIPTION OF PARTS REQUIRED



**TANDEM SUSPENSION
HENDRICKSON NORDE**

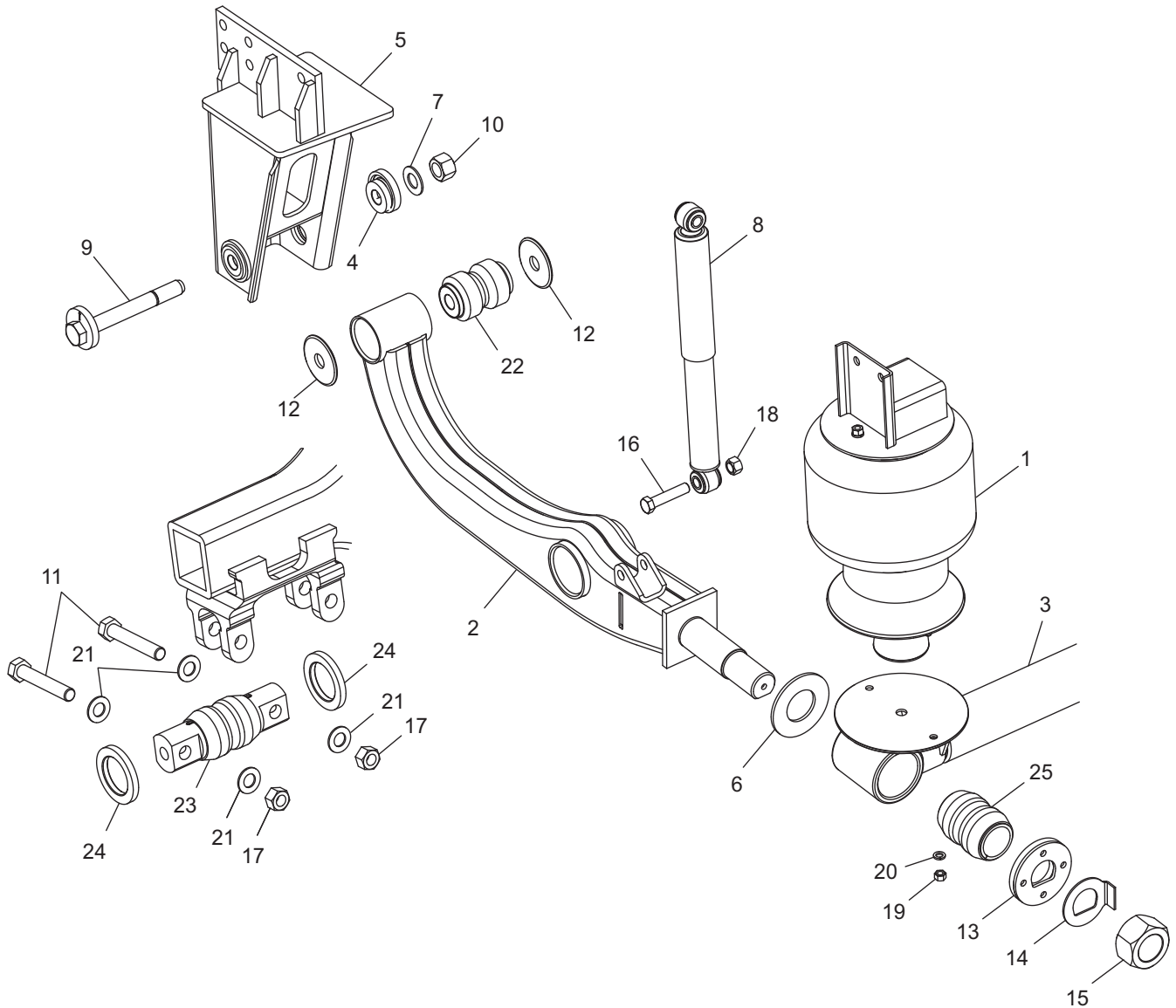
DATE: Released 03-2019

MODEL: FD

PAGE: 2.18

GROUP

2



<u>REF</u>	<u>PART NO.</u>	<u>DESCRIPTION</u>	<u>REF</u>	<u>PART NO.</u>	<u>DESCRIPTION</u>
1		Air Spring With Mounting Bracket	13		Locking Spacer Assembly
2		Eq.Beam Assembly-LH-Bar Pin Design	14		Lock Tab Washer
		Eq.Beam Assembly-RH-Bar Pin Design	15		Heavy HEX Nut 2-1/4"-8
3		Transverse Beam Assembly	16		Cap Screw 3/4"-10 X 4.25"
4	31186	Alignment Bushing	17		HEX Nut Lock 1"-8
5-A	31188	Frame Bracket-LH	18		HEX Nut 3/4"
5-B	31189	Frame Bracket-RH	19		HEX Nut 1/2"
6		Spacer Washer	20		Lock Washer 1/2"
7		Washer Flat Narrow 1.12"	21		Washer Flat Narrow 1"
8		Shock Absorber	22		Rubber Bushing-Front Pivot
9	31187	Alignment Bushing ASSY	23		Bushing-Beam Center-Bar Pin Style
10		HEX Nut 1-1/8"-7	24		Washer for Bar Pin Style Connection
11		Capscrew-1"-8 X 6" GR.8 (Bar Pin Only)	25		Bushing-Transverse Beam
12	23457	Washer-Pivot Spacer			

WHEN ORDERING PARTS, SPECIFY MODEL NUMBER, SERIAL NUMBER AND DESCRIPTION OF PARTS REQUIRED

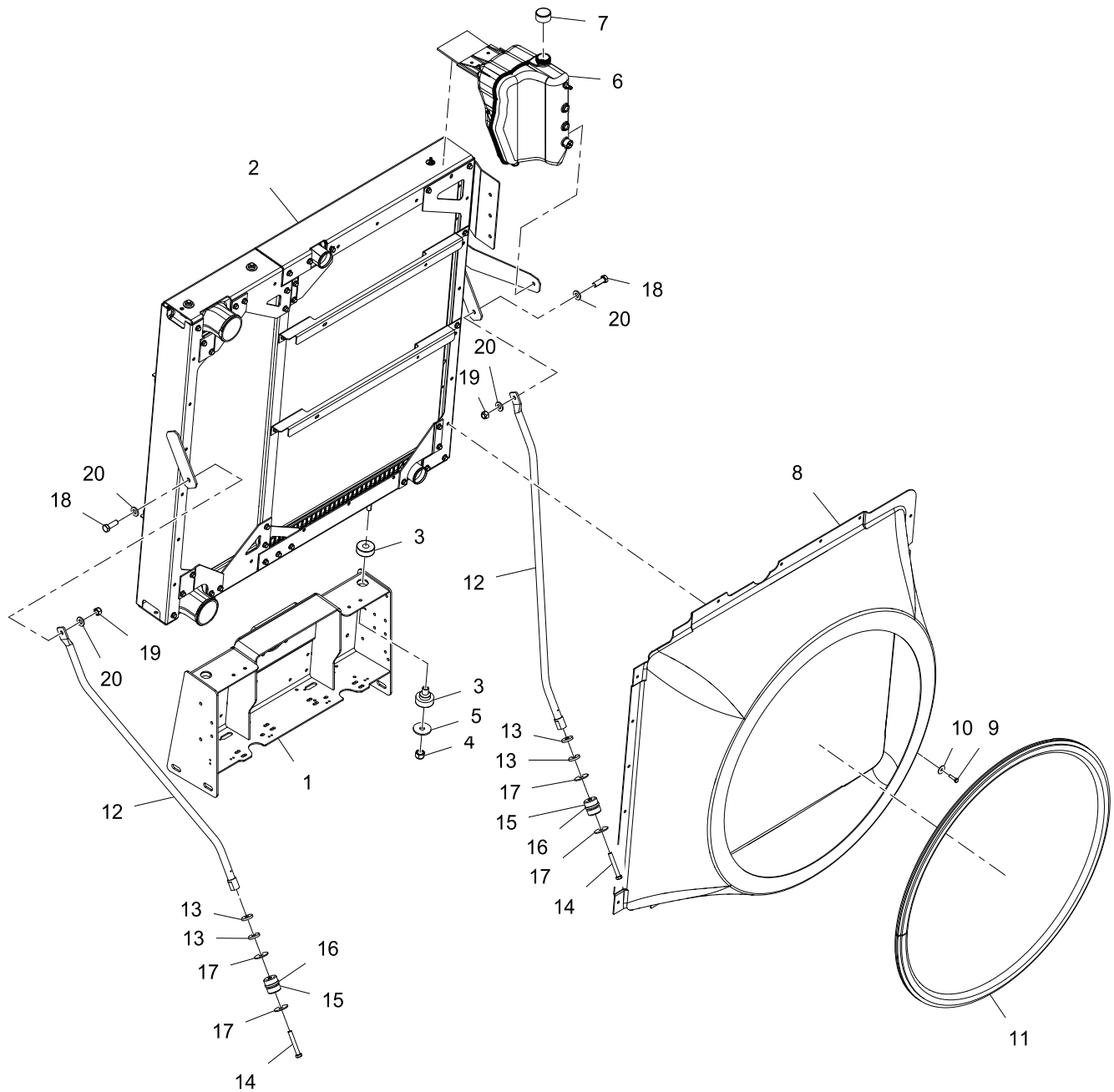


**TANDEM SUSPENSION
NEWAY**

DATE: Released 03-2019
MODEL: FD
PAGE: 2.19

**GROUP
2**

ENGINES



REF	PART NO.	DESCRIPTION	QTY	REF	PART NO.	DESCRIPTION	QTY
1	29566	WDMT, Radiator STAND, 2007	1	9	19127	Bolt, HHCS, 1/4" - 20 X 1", GR8	20
2	30290	Cooling Module, TEREX, MY19	1	10	32519	Washer, Flat, 1/4" FEND, ZP, 1" OD	20
*	34640	RADIATOR, TIER-3 CUMMINS	1	11	29398	Seal, Rubber, Fan Shroud, Tier 3	10FT
*	33410	ASSY, CAC, EPA'07-'10, MODINE	1	12	29447	WDMT, Tube, Radiator Strut	2
*	33411	OIL COOLER, EPA'07-'10, MODINE	1	13	32024	Spacer, Strut, MY09	2
3	19492	Isolator, Mount, Cab, Rubber	2	14	41441	Bolt, HHCS, 1/2" - 13 X 3-1/2" GR8	2
4	19351	Nut, Lock, Top, 5/8" - 11, ZP, GRC	2	15	30081	Isolator, Mount, RAD Support, Tier 3	2
5	23898	Washer, 11/16" X 2-1/2" X 3/16"	2	16	29661	Spacer, 2" OD X 1.25" ID X 1/4"	2
6	29868	Surge Tank, Individual, MODINE, EPA-07	1	17	19331	Washer, Flat, 1/2", ZP	4
7	30661	Cap, Surge Tank, MODINE, Tier 3	1	18	29604	Bolt, HHCS, 1/2"-13X1.5, GR8, ZF	2
*	30609	SENSOR, COOLANT, ISM	1	19	19354	Nut, Auto Style, 1/2" - 13, GRC	2
8	29382	Shroud, Radiator, Tier 3	1	20	19093	Washer, Structural, 1/2" PF, A325	4
				*	32079	BRACKET, FUSE, TYCO, MY10	1

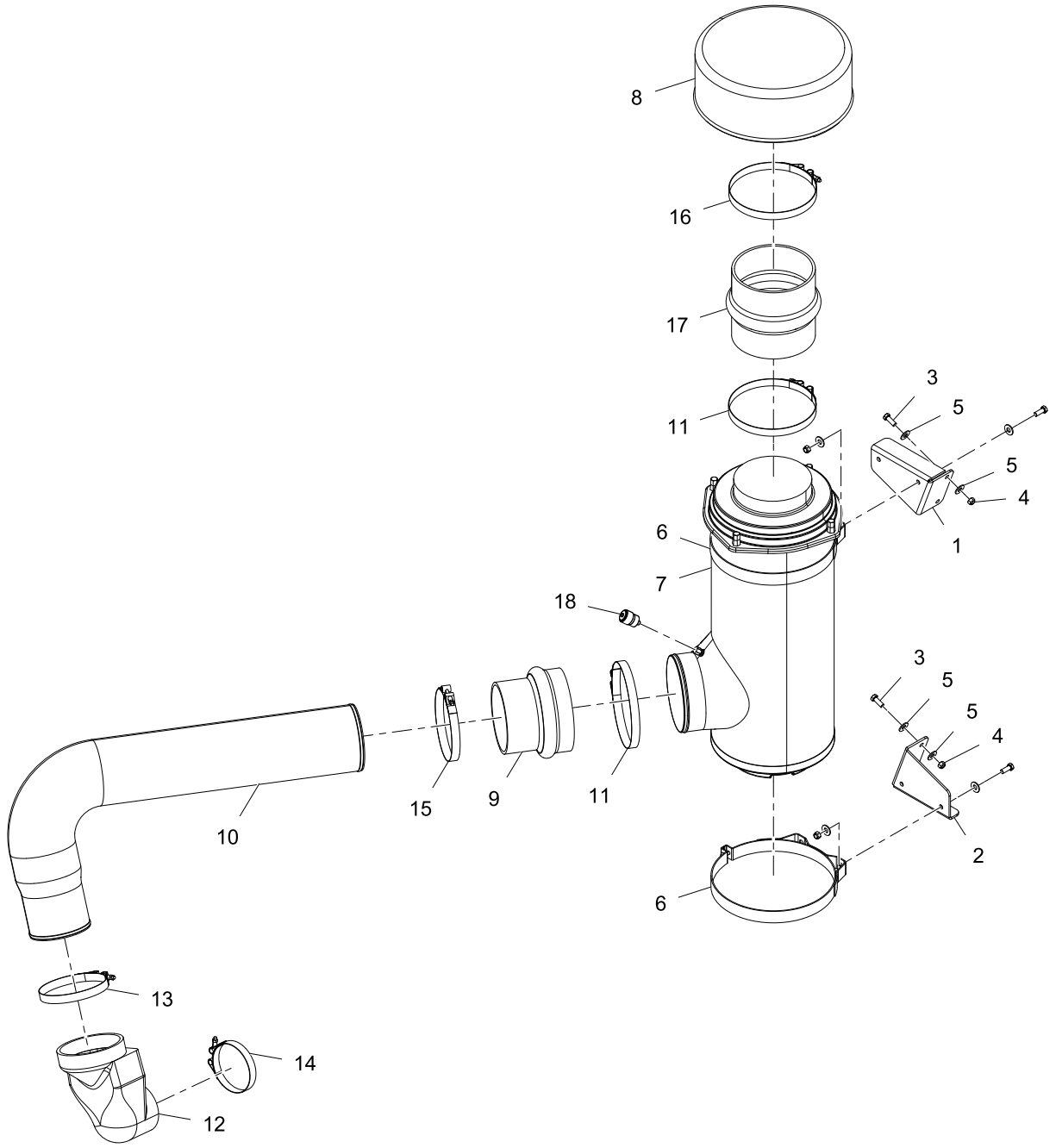
WHEN ORDERING PARTS, SPECIFY MODEL NUMBER, SERIAL NUMBER AND DESCRIPTION OF PARTS REQUIRED



RADIATOR PACKAGE, ISX ENGINE

DATE: Released 03-2019
 MODEL: FD
 PAGE: 3.1

GROUP
3



REF	PART NO.	DESCRIPTION	QTY	REF	PART NO.	DESCRIPTION	QTY
1	34018	BRKT, MNT, Air Cleaner, Upper ISX, MY13	1	9	23943	Hose, Hump, Rubber Reducing, 7X6	1
2	34019	BRKT, MNT, Air Cleaner, Lower ISX, MY13	1	10	34020	Tube, Intake, AL, 5.5, ISX12, MY13....	1
3	19105	Bolt, HHCS, 3/8" X 1", PF, GR8	4	11	19886	Clamp, T-Bolt, Air Intake, 7.38 DIA	2
4	19016	Nut, Lock, 3/8" - 16	4	12	12892	Elbow, Rubber, Intake, Cobra Head....	1
5	19312	Washer, Flat, 3/8", ZP, GR8	8	13	31919	Clamp, Intake, Cobra Head, 6.125"	1
6	16828	Clamp, Air Filter	2	14	31910	Clamp, Intake, Cobra Head, 4.625"	1
7	15512	ASSY, Filter, Air, 11 IN, Engine	1	15	14733	Clamp, Intake, 6 1/2 IN.	1
8	19482	Pre Cleaner, Engine, 7 IN, ENGINEAIRE	1	16	31649	Clamp, T-Bolt, 7.75"	1
				17	16832	Hose, Hump, Straight, 7X7	1
				18	16909	Gauge, Air Filter Intake Restriction	1

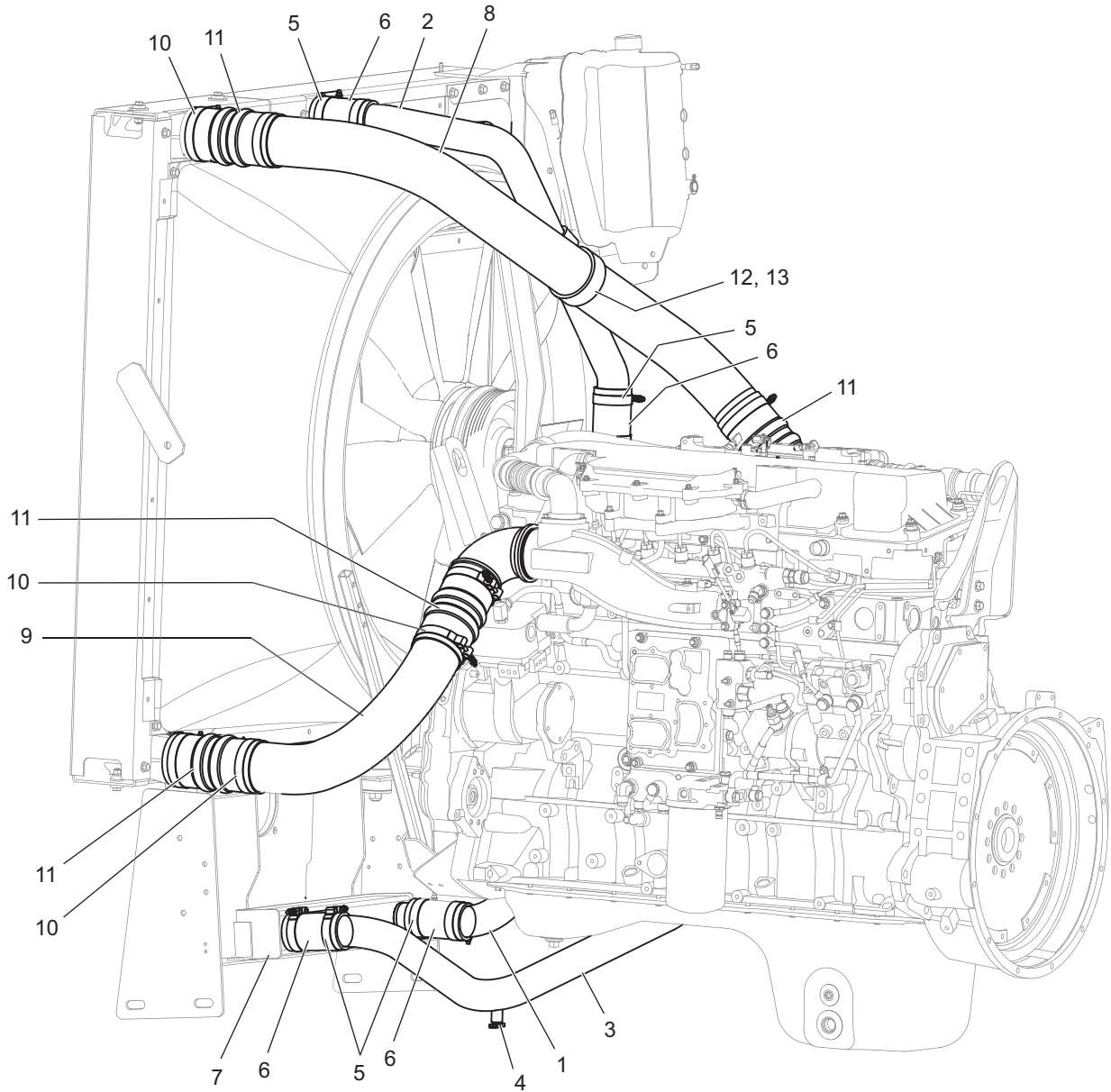
WHEN ORDERING PARTS, SPECIFY MODEL NUMBER, SERIAL NUMBER AND DESCRIPTION OF PARTS REQUIRED



AIR INTAKE, ISX ENGINE

DATE: Released 03-2019
 MODEL: FD
 PAGE: 3.2

GROUP
3



REF	PART NO.	DESCRIPTION	QTY	REF	PART NO.	DESCRIPTION	QTY
1	30375	WDMT, Pipe Coolant, Tier 3.....	1	8	31748	CAC Inlet Pipe, ISX-11.9L.....	1
2	31749	Tube, Radiator Outlet, ISX-11.9L	1	9	31750	CAC Outlet Tube, ISX-11.9L	1
3	31746	WDMT, Coolant Pipe, ISX-11.9L	1	10	14737	Clamp, Torque Intake.....	8
4	12444	Valve, Drain, 3/8" Petcock.....	1	11	23068	Hose, Intake, CAC, 4" X 8" X 0.130....	2
5	11729	Clamp, Radiator Hose, #287	12	12	33362	Strap, CAC, Inlet Tube, ISX11.9L	1
6	34853	Hose, Coolant, 2.5" ID X 5.0", MY14	6	13	33363	Strap, Radiator Outlet Tube, ISX11.9L	1
7	30291	Cooler, Transmission, Oil, Tier 3	1				

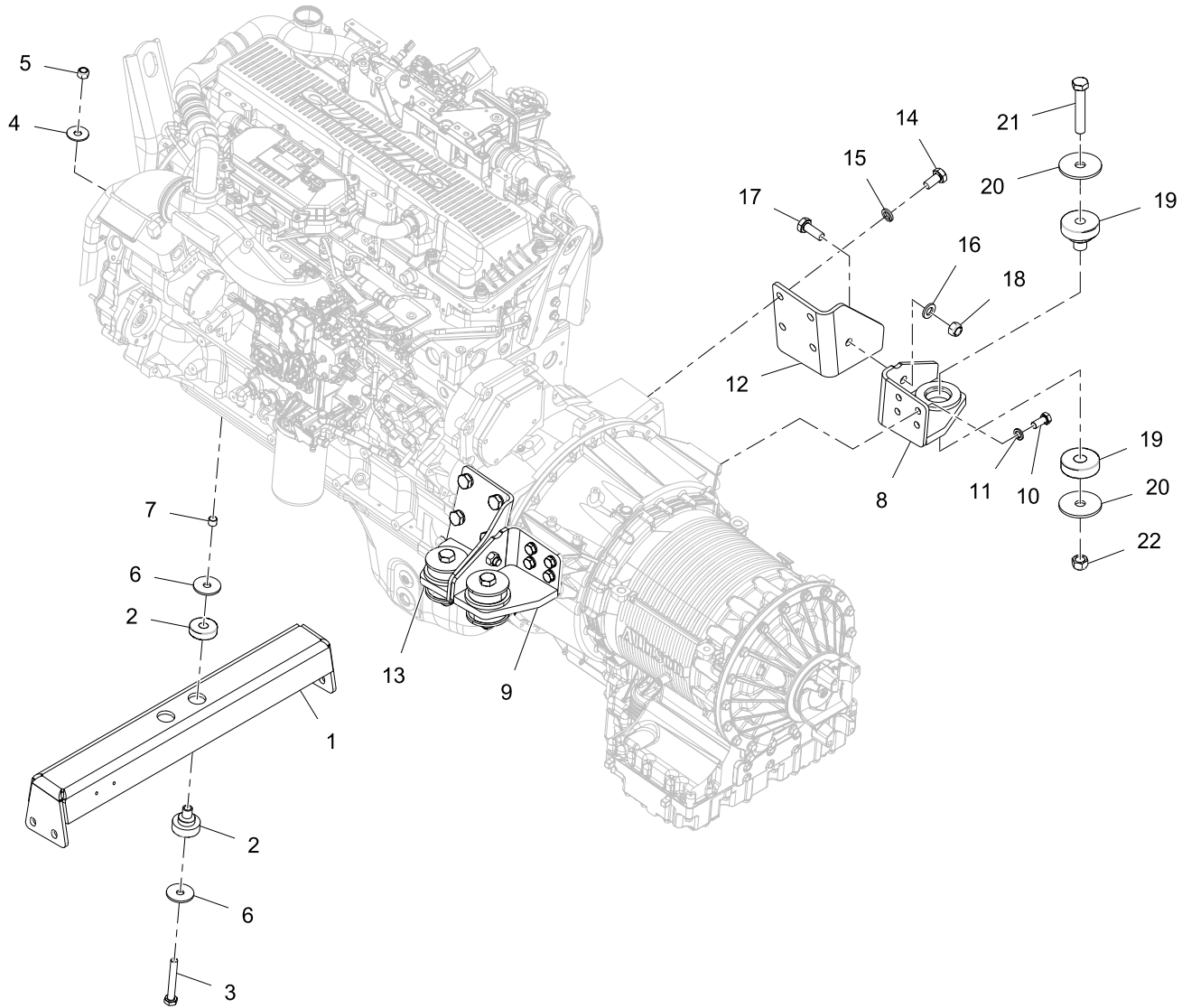
WHEN ORDERING PARTS, SPECIFY MODEL NUMBER, SERIAL NUMBER AND DESCRIPTION OF PARTS REQUIRED



**WATER & CAC PIPING,
ISX ENGINE**

DATE: Released 03-2019
 MODEL: FD
 PAGE: 3.3

**GROUP
3**



REF	PART NO.	DESCRIPTION	QTY	REF	PART NO.	DESCRIPTION	QTY
1	31758	WDMT, MNT, Engine, Front, EPA-2010	1	13	31791	WDMT, MNT, ENG, Rear CBSD, ISX-11.9L.....	1
2	29064	Mount, Isolation, 2PC, ENG & Cab	2	14	19200	Bolt, HHCS, 3/4"-10 X 1-1/2", PF, GR8	8
3	19208	Bolt, HHCS, 5/8"-11 X 4-1/2", GR8.....	2	15	19037	Washer, Split Lock, 3/4"	8
4	19332	Washer, Flat, 668 X 2 X 0.125 SPCL	4	16	19039	Washer, Structural, 3/4", ASTM, A325, PF	2
5	19351	Nut, Lock, Top, 5/8"-11, ZP, GRC	2	17	19122	Bolt, HHCS, 3/4"-10 X 2", PF, GR8.....	2
6	23898	Washer, 11/16" X 2-1/2" X 3/16".....	4	18	19343	Nut, Lock, Top, 3/4"-10, GRC.....	2
7	31468	Spacer, Bolt, ENG Mount, Front, EPA-07	2	19	29369	Isolator, Mount, Engine, Rear, Tier 3	4
8	31764	WDMT, MNT, Transmission, RDSD....	1	20	29368	Washer, Snub, Isolator, Engine, Rear, 07	8
9	31793	WDMT, MNT, Transmission, CBSD....	1	21	30344	Bolt, HHCS, 7/8" -9 X 5", PF, GR8.....	4
10	22344	Bolt, HHCS, M16-2.0 X 35, PF, GR10.9.....	8	22	40051	Nut, Lock, Top, 7/8"-9, ZP, GRC	4
11	32040	Washer, Lock, Split, M16 Zinc.....	8				
12	31761	WDMT, MNT, ENG, Rear RDSD, ISX-11.9L.....	1				

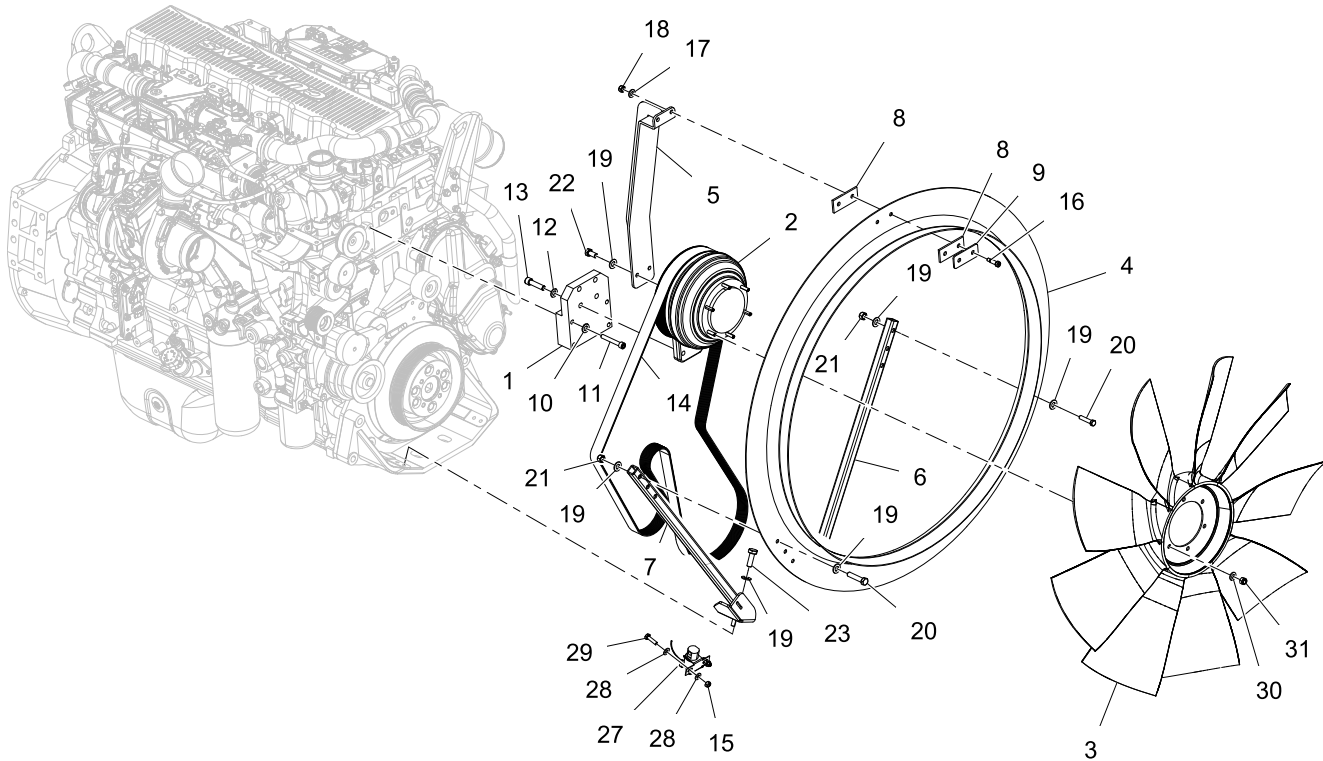
WHEN ORDERING PARTS, SPECIFY MODEL NUMBER, SERIAL NUMBER AND DESCRIPTION OF PARTS REQUIRED



ENGINE & TRANS MNTG ISX

DATE: Released 03-2019
 MODEL: FD
 PAGE: 3.4

GROUP
3



REF	PART NO.	DESCRIPTION	QTY	REF	PART NO.	DESCRIPTION	QTY
1	34798	BRKT, Fan Clutch, ISX12, ISX12G, MY14	1	18	19348	Nut, Crown, 5/16"-18, GRC.....	2
2	31722	Clutch, Fan Hub, ISX-11.9L.....	1	19	19045	Washer, Flat, 3/8", GR2	18
3	30350	Fan, 5" Pilot, 36", Tier 3, Horton.....	1	20	19141	Bolt, HHCS, 3/8"-16 X 1-3/4", PF, GR8	6
4	29381	Shroud, Metal Ring, Engine	1	21	19353	Nut, Lock, Top, 3/8"-16, ZP, GRC	6
5	31756	WDMT, UPR Engine Ring SUPT, ISX-11.9L.....	1	22	19131	Bolt, HHCS, 3/8"-16 X 3/4", PF, GR8..	2
6	31752	WDMT, LWR Ring Mount, CBSD, ISX-11.9L.....	1	23	40694	Bolt, HHCS, M10-1.5 X 30, GR10.9, PF	4
7	31754	WDMT, LWR Ring Mount, RDSD, ISX-11.9L	1	24*	28090	FTG, E L, Push To CONN, 1/8" NPT X 1/4"	1
8	33498	Isolator, Rubber, Fan Ring	2	25*	15347	Tubing, Air, 1/4 IN OD, SYNFLEX.....	5
9	33415	Plate, Backer, Fan Ring	1	26*	28144	FTG, Tee, Push To CONN, 1/8" NPT X 1/4	1
10	34784	Washer, Flat, Hard, M10, DIN125AH ..	4	27	30414	Valve, Solenoid, Fan Clutch, Horton ...	1
11	34796	Bolt, SHCS, M10-1.5 X 70, 12.9, PF ..	4	28	19053	Washer, Flat, 1/4", SAE, ZP	4
12	19283	Washer, Flat, 7 /16", SAE, HHS, PF...	4	29	19127	Bolt, HHCS, 1/4"-20 X 1", PF, GR8	2
13	34797	Bolt, SHCS, M12-1.75X50, 12.9, PF..	4	30	19049	Washer, Locker, External, 5/16" ZP	6
14	31816	Belt, Fan Drive, 10 Rib PK-2	1	31	37002	Nut, Insert, Nylon, 5/16"-18 GR8 YZ...	6
15	19352	Nut, Lock, Top, 1/4"-20, ZP, GRC.....	2				
16	33505	Bolt, SHLDR, 3/8" X 7/8"-5/16-18, GR8.....	2	*	30201	Driveshaft, PTO, 1410, ISX, MY07	1
17	19068	Washer, Flat, 5/16", SAE, ZP	2	*	34094	ASSY, OIL FILL TUBE, ISX11.9.....	1
				*	34095	DIPSTICK, OIL LEVEL, ENG, ISX.....	1

* ITEMS 24, 25 & 26 ARE NOT SHOWN IN THE ILLUSTRATION

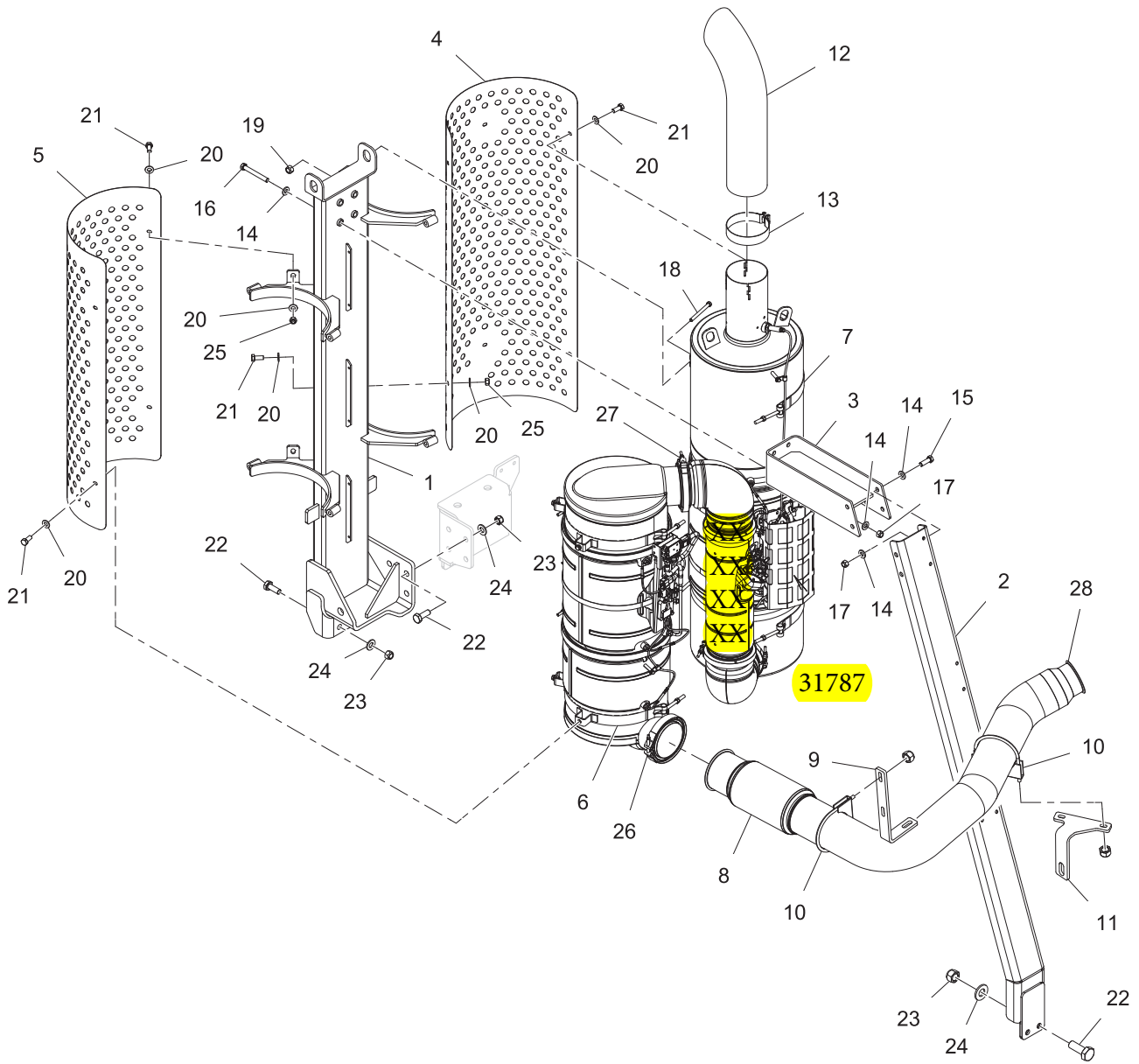
WHEN ORDERING PARTS, SPECIFY MODEL NUMBER, SERIAL NUMBER AND DESCRIPTION OF PARTS REQUIRED



**FAN CLUTCH & RING SHROUD
ISX**

DATE: Released 03-2019
MODEL: FD
PAGE: 3.5

**GROUP
3**



REF	PART NO.	DESCRIPTION	QTY	REF	PART NO.	DESCRIPTION	QTY
1	33911	WDMT, MNT,DPF/SCR, ISX12.....	1	16	19159	Bolt, HHCS, 1/2"-13 X 4" GR8	4
2	33922	WDMT, Brace, DPF/SCR, ISX12.....	1	17	19354	Nut, Auto Style, 1/2"-13, GRC.....	8
3	33930	WDMT, BRKT, Top, DPF/SCR, ISX12, MY13	1	18	26969	Bolt, HHCS, 3/8"-16 X 4", PF, GR8.....	4
4	33915	Guard, SCR, ISX12, MY13	1	19	19353	Nut, Lock, Top, 3/8"-16, ZP, GRC	4
5	33914	Guard, DPF, ISX12, MY13	1	20	19068	Washer, Flat, 5/16", SAE, ZP.....	14
6	33912	WDMT, Clamp, DPF, 12.66 X 1.5	2	21	19128	Bolt, HHCS, 5/16"-18X3/4"-PF,GR8....	14
7	33913	WDMT, Clamp, SCR, 14.00 X 1.5	2	22	19156	Bolt, HHCS,5/8"-11X1-3/4"-PF,GR8....	9
8	35009	Tube, Exhaust, ISX, Lined, Bellows, MY15.....	1	23	19351	Nut, Lock, Top, 5/8"-11, ZP, GRC.....	9
2010-2013 - 31795 (see notes)				24	19086	Washer, Structural,5/8"-PF, A325.....	9
9	33977	Support, Exhaust, ISX12, MY13	1	25	19348	Nut, Crown, 5/16"-18, GRC.....	4
10	17592	Clamp,Muffler,U-Bolt,5"-3/8",GR 5	2	26	11944	CLAMP, FLANGE, 5" TURBO "V"	1
11	34247	Support, Exhaust, ISX12, MY13	1	*	31809	Gasket, Marmon, Straight,5".....	1
12	14564	Stack, Exhaust, 5 IN. OD X 24 IN.L ...	1	27	31810	CLAMP, V-BAND, 5"-SS, Marmon	1
13	31049	Clamp, Seal, 5", 55, Exhaust	1	*	31811	GASKET,MARMON,SPHRCAL,5".....	1
14	19093	Washer, Structural,1/2"-PF,A325.....	16	28	31912	Clamp, Exhaust, Turbo Outlet.....	1
15	19113	Bolt, HHCS,1/2" X 1-1/2",PO,GR8	4	*	32197	GASKET,MARMON	1

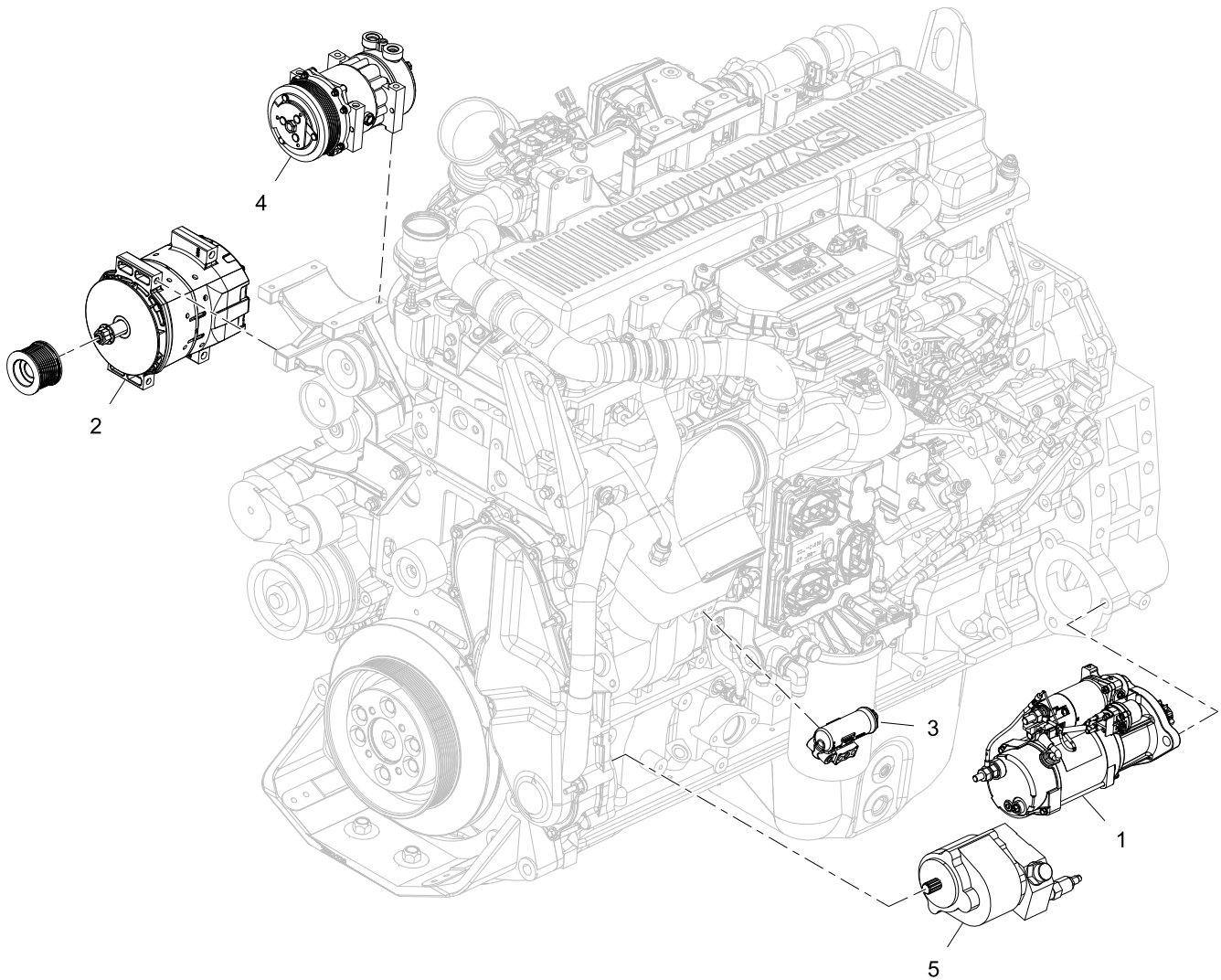
WHEN ORDERING PARTS, SPECIFY MODEL NUMBER, SERIAL NUMBER AND DESCRIPTION OF PARTS REQUIRED



AFTERTREATMENT, SCR/DPF, ISX

DATE: Released 03-2019
 MODEL: FD
 PAGE: 3.6

GROUP
3



REF PART NO. DESCRIPTION

1	31813	Starter, 39MT, 12VDC
2	31812	Alternator, 36SI, 155 AMP, 12VDC
3	12470	Governor, Air

REF PART NO. DESCRIPTION

4	34753	Compressor, SANDEN, HD4080 W/ CONNECTIONS
*	33985	BELT, ASSY DRIVE, 6-RIB, PK2-1560MM
*	34754	MANIFOLD, AC, 8X10 MIO, MY14
5	31887	Pump, PWR STRG, 1.94CI, CCW, 7.5GPM, 11T


WHEN ORDERING PARTS, SPECIFY MODEL NUMBER, SERIAL NUMBER AND DESCRIPTION OF PARTS REQUIRED



ENGINE COMPONENTS, ISX

DATE: Released 03-2019
MODEL: FD
PAGE: 3.7

GROUP
3



REF	PART NO.	DESCRIPTION	REF	PART NO.	DESCRIPTION
	35414	10 gallon ISX Tank - MY16+ (one plug)			
1*	33946	Tank, DEF, 10 GAL, ISX12.0, MY13	8*	34808	Sender, DEF Level, 10 GAL, Cummins
	37339	Tank, DEF, 10 GAL, ISX,EPA13,GEN5		37341	Sender, DEF Level, 10 GAL, Cummins EPA13, GEN5
2	33839	WDMT, BRKT, DEF Tank, 10GAL, MY13	9	34801(A)	Cap, Tank, DEF
3	34206	WDMT, DEF Tank Holder	10	34804(A)	Tank, Shell, DEF, 10 GAL
4	33786	Strap, DEF, 10 GAL, Front	11*	31901	Pump, Supply, Module, DEF
5	33787	Strap, DEF, 10 GAL, Rear	12*	34005	Hose, DEF, Suction, 2-Meter, MY13
6	33826	Valve, Coolant, DEF, MY13	13*	34006	Hose, DEF, Return, 2-Meter, MY13
7*	34812	Head, DEF Tank, 10 GAL, Cummins	14*	30436	Hose, Heater, 5/8", GST-2, Red
	37340	Head, DEF Tank, 10 GAL, Cummins EPA13, GEN5	15*	30435	Hose, Heater, 5/8", GST-2, BLK
			16*	31904	Hose DEF Pressure Heated

*ITEMS 11 TO 16 ARE NOT SHOWN IN THE ILLUSTRATION

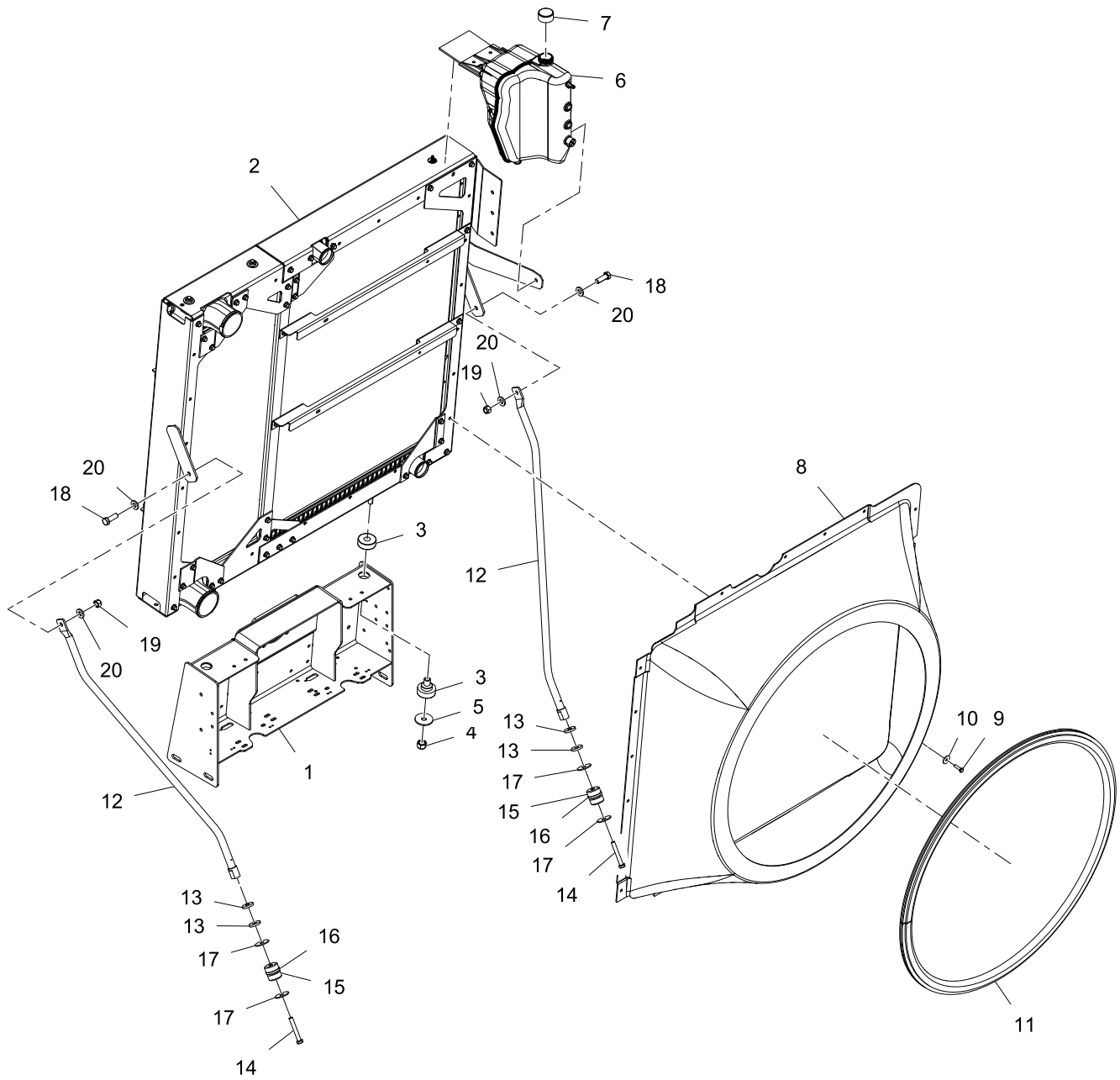
WHEN ORDERING PARTS, SPECIFY MODEL NUMBER, SERIAL NUMBER AND DESCRIPTION OF PARTS REQUIRED



DEF TANK, ISX

DATE: Released 03-2019
 MODEL: FD
 PAGE: 3.8

GROUP
3



REF	PART NO.	DESCRIPTION	QTY	REF	PART NO.	DESCRIPTION	QTY
1	36401	WDMT,RADIATOR STAND,2018.....	1	9	19127	Bolt, HHCS, 1/4" - 20 X 1", GR8	20
2	30290	Cooling Module, TEREX, MY19	1	10	32519	Washer,Flat,1/4" FEND,ZP,1"OD	20
*	33409	RADIATOR,EPA'07-'10,MODINE	1	11	29398	Seal, Rubber, Fan Shroud, Tier 3	10FT
*	33410	ASSY,CAC,EPA'07-'10,MODINE.....	1	12	29447	WDMT, Tube, Radiator Strut.....	2
*	33411	OIL COOLER,EPA'07-'10,MODINE....	1	13	32024	Spacer, Strut, MY09.....	2
3	19492	Isolator, Mount, Cab, Rubber.....	2	14	41441	Bolt, HHCS, 1/2" - 13 X 3-1/2" GR8	2
4	19351	Nut, Lock, Top, 5/8" - 11, ZP, GRC	2	15	30081	Isolator, Mount, RAD Support, Tier 3 ..	2
5	23898	Washer, 11/16" X 2-1/2" X 3/16"	2	16	29661	Spacer, 2" OD X 1.25" ID X 1/4"	2
6	29868	Surge Tank, Individual, MODINE, EPA-07	1	17	19331	Washer, Flat, 1/2", ZP	4
7	30661	Cap, Surge Tank, MODINE, Tier 3	1	18	29604	Bolt, HHCS,1/2"-13X1.5,GR8,ZF	2
*	30609	SENSOR,COOLANT,ISM.....	1	19	19354	Nut, Auto Style, 1/2" - 13, GRC.....	2
8	35999	SHROUD,FAN,RADIATOR, X12	1	20	19093	Washer, Structural,1/2" PF, A325.....	4
				*	32079	BRACKET,FUSE,TYCO,MY10	1

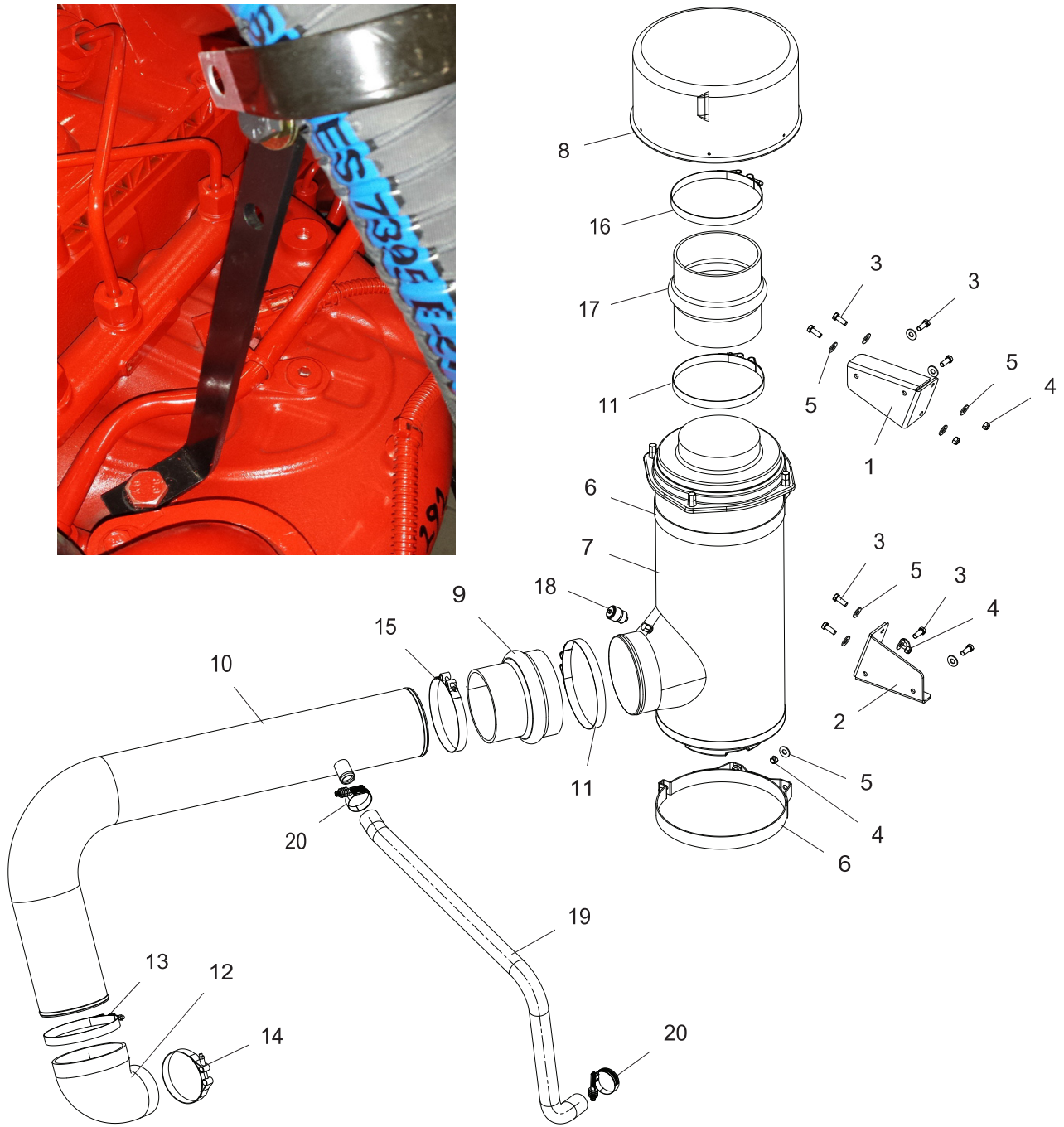
WHEN ORDERING PARTS, SPECIFY MODEL NUMBER, SERIAL NUMBER AND DESCRIPTION OF PARTS REQUIRED



**RADIATOR PACKAGE, X12
ENGINE**

DATE: Released 03-2019
MODEL: FD
PAGE: 3.9

**GROUP
3**



REF	PART NO.	DESCRIPTION	QTY	REF	PART NO.	DESCRIPTION	QTY
1	34018	BRKT, MNT, Air Cleaner, Upper ISX...	1	12	36023	Elbow, Rubber, Air Intake Pipe	1
2	34019	BRKT, MNT, Air Cleaner, Lower ISX...	1	13	31919	Clamp, Intake, Cobra Head, 6.125"	1
3	19105	Bolt, HHCS, 3/8" X 1", PF, GR8	5	14	30816	CLAMP,T-BOLT,4-9/32" X 4-19/32"	1
4	19016	Nut, Lock, 3/8" - 16.....	4	15	14733	Clamp, Intake, 6 1/2 IN.	1
5	19312	Washer, Flat, 3/8", ZP, GR8	8	16	31649	Clamp, T-Bolt, 7.75"	1
6	16828	Clamp, Air Filter.....	2	17	16832	Hose, Hump, Straight, 7X7	1
7	15512	ASSY, Filter, Air, 11 IN, Engine.....	1	18	16909	Gauge, Air Filter Intake Restriction	1
8	36005	Pre-Cleaner, Engine, 7" CENTRI	1	19	36024	HOSE, 1-1/4" SAE J20R2.....	3.3ft
9	23943	Hose, Hump, Reducing, 7X6.....	1	20	36500	CLAMP,HD TENSION,1-1/4"X2-1/8" ...	2
10	35975	WDMT, TUBE, AIR INTAKE, X12.....	1	*21	37227	CLIP, EXTENSION, 9" LEG	1
11	19886	Clamp, T-Bolt, Air Intake, 7.38 DIA.....	2	*22	36499	CLAMP, COATED, P, 1-3/4" DIA.....	1
				*23	19353	NUT,LOCK, TOP,3/8"-16,ZP,GRC.....	1

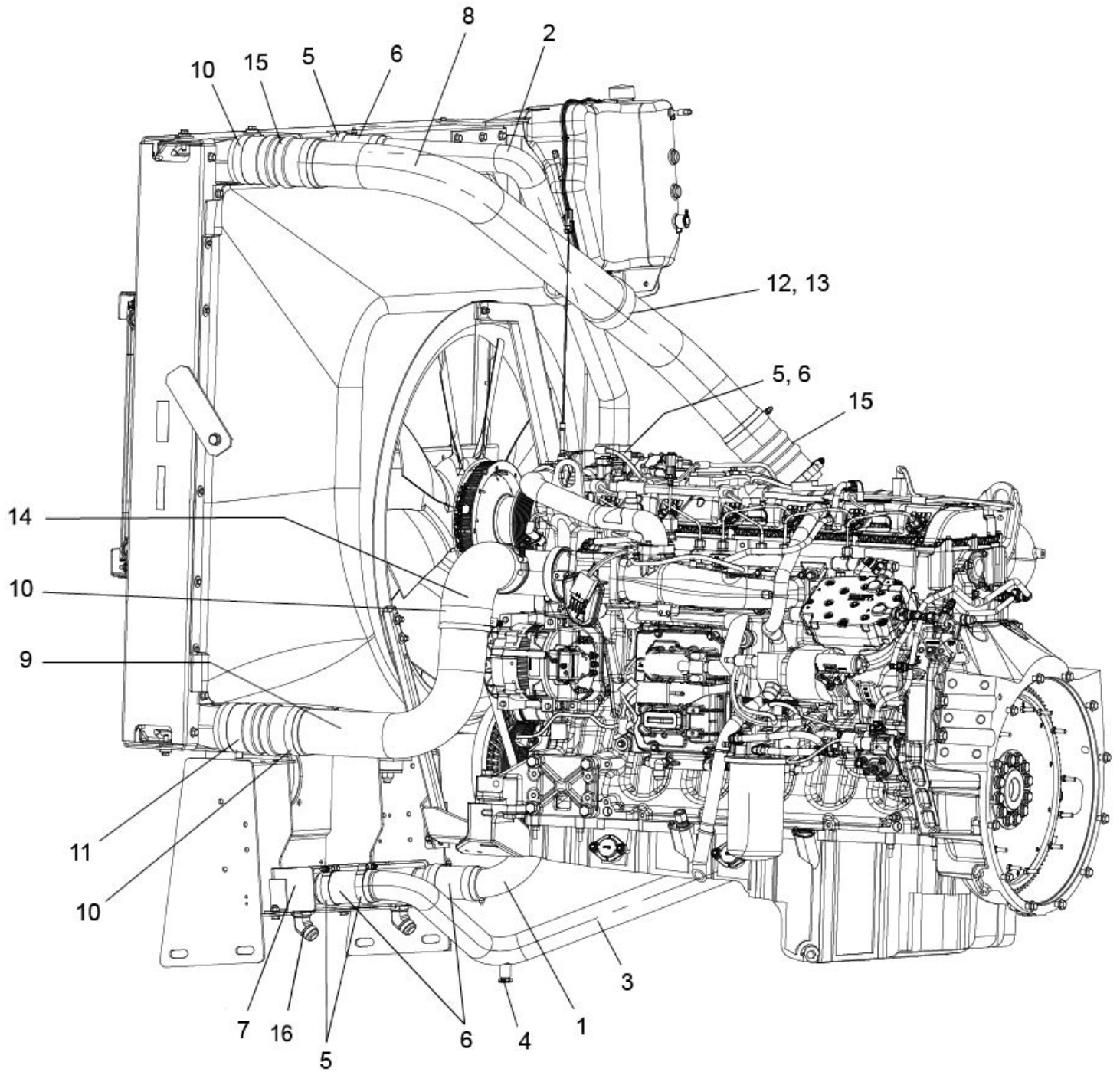
WHEN ORDERING PARTS, SPECIFY MODEL NUMBER, SERIAL NUMBER AND DESCRIPTION OF PARTS REQUIRED



AIR INTAKE, X12 ENGINE

DATE: Released 03-2019
 MODEL: FD
 PAGE: 3.10

GROUP
3



REF	PART NO.	DESCRIPTION	QTY	REF	PART NO.	DESCRIPTION	QTY
1	30375	WDMT,PIPE COOLANT,EPA-07	1	10	14737	Clamp, Torque Intake.....	8
2	35907	TUBE, RADIATOR OUTLET, X12	1	11	23068	Hose, Intake, CAC, 4" X 8" X 0.130....	1
3	35909	WDMT, COOLANT PIPE, X12.....	1	12	33362	Strap, CAC, Inlet Tube, ISX-12	1
4	12444	Valve, Drain, 3/8" Petcock.....	1	13	33363	Strap, Radiator Outlet Tube, ISX-12 ...	1
5	11729	Clamp, Radiator Hose, #287	12	*	19181	BOLT,HHCS,5/16"-18 X 2",PF,GR8	1
6	34853	Hose, Coolant, 2.5"ID X 5.0",MY14....	6	*	19348	NUT,CROWN,5/16"-18,GRC	1
7	30291	Cooler, Transmission Oil, EPA-07	1	*	19315	WASHER,FENDER,3/8".....	2
8	35910	PIPE, CAC INLET, X12	1	14	36010	ELBOW, CAC OUTLET PIPE. X12	
9	35911	PIPE, CAC OUTLET, X12	1	15	36006	Hose, Intake, CAC (HOT) 4" X 8"	2
				16	34980	ADAPTOR,-16 O-RING X -16 JIC, 45°	2
						(Transmission Cooler Fittings)	

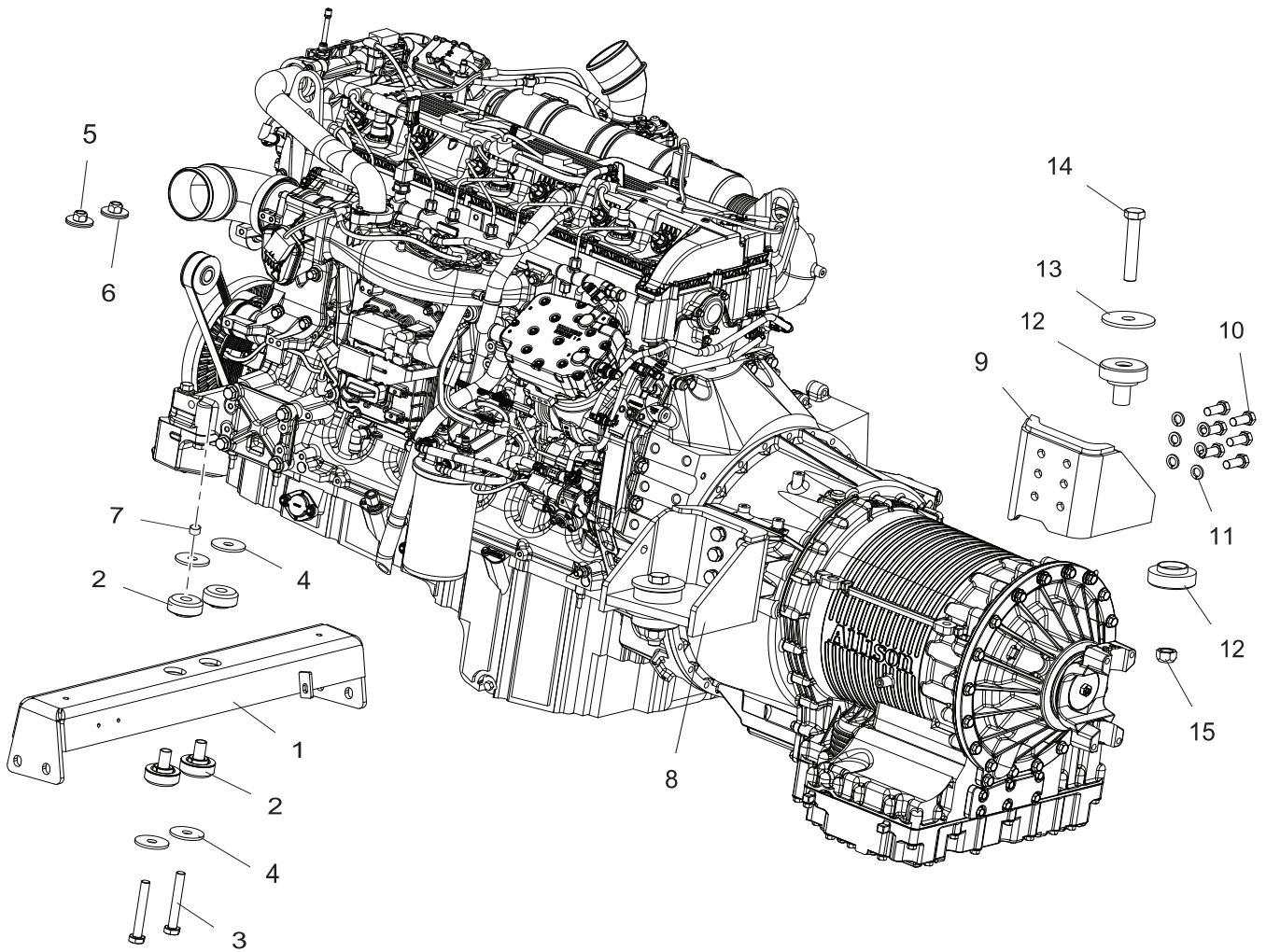
WHEN ORDERING PARTS, SPECIFY MODEL NUMBER, SERIAL NUMBER AND DESCRIPTION OF PARTS REQUIRED



**WATER & CAC PIPING,
X12 ENGINE**

DATE: Released 03-2019
MODEL: FD
PAGE: 3.11

**GROUP
3**



REF	PART NO.	DESCRIPTION	QTY	REF	PART NO.	DESCRIPTION
1	36026	WDMT, ENGINE FRONT, X12	1	8	36543	WDMT, MNT, XMSN, CBSD, X12.....
2	36029	ISOLATOR, FRONT ENGINE, X12....	2	9	36544	WDMT, MNT, XMSN, RDS, X12.....
3	36032	Bolt,HCS,5/8"-11x4-1/2",GR8,YZ8	2	10	36033	BOLT,HCS,M16X2X40,GR10.9, PF....
4	19332	Washer,Flat,668 X 2 X 0.125 SPCL...	4	11	32040	Washer, Lock, Split, M16 Zinc
5	19351	Nut, Lock, Top, 5/8"-11, ZP, GRC	2	12	36030	ISOLATOR, REAR ENGINE, X12.....
6	23898	Washer, 11/16" X 2-1/2" X 3/16"	4	13	29368	Washer,Snub,Isolator,Eng,Rear,07
7	36022	Spacer, Bolt, Eng Mnt, Front, X12.....	2	14	36040	BOLT,HCS,7/8"-9 X 5",GR8,YZ8
				15	40051	Nut, Lock, Top, 7/8"-9, ZP, GRC

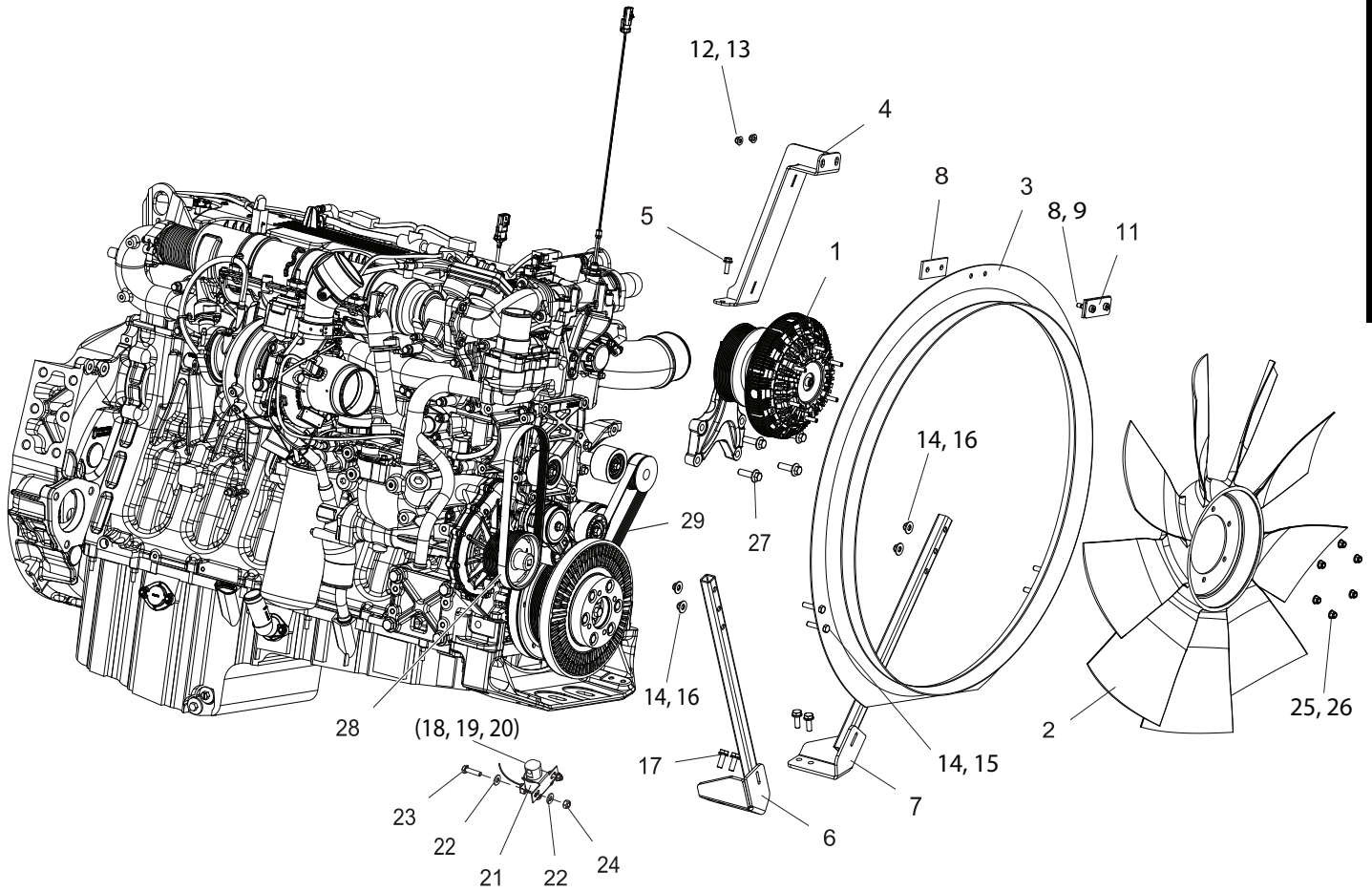
WHEN ORDERING PARTS, SPECIFY MODEL NUMBER, SERIAL NUMBER AND DESCRIPTION OF PARTS REQUIRED



ENGINE & TRANS MNTG X12

DATE: Released 03-2019
 MODEL: FD
 PAGE: 3.12

GROUP
3



REF	PART NO.	DESCRIPTION	QTY	REF	PART NO.	DESCRIPTION	QTY
1	35997	CLUTCH,FAN HUB, X12.....	1	16	19353	Nut, Lock, Top, 3/8"-16, ZP, GRC	6
2	35998	FAN, 32" DIA, 9 BLADE	1	17	36655	Bolt, Flange, M10X1.5-6H X 35MM	4
3	31965	Shroud, Metal Ring, Engine	1	18*	28090	FTG,Tee,Push-Cnct,1/8" NPT x 1/4" ...	1
4	35981	WDMT, UPR ENG RING SUPT,X12... 1	1	19*	15347	Tubing, Air, 1/4 IN OD, SYNFLEX.....	5
5	36502	BOLT,HEX,FLANGE,M8-1.25X25, CL10.9,ZINC	2	20*	28144	FTG,Tee,Push-Cnct,1/8" NPT x 1/4" ...	1
6	35979	WDMT, LWR RING MNT,CBSD,X12.. 1	1	21	30414	Valve, Solenoid, Fan Clutch, Horton ...	1
7	35976	WDMT, LWR RING MNT,RDSD,X12.. 1	1	22	19053	Washer, Flat, 1/4", SAE, ZP	4
8	33498	Isolator, Rubber, Fan Ring	2	23	19127	Bolt, HHCS, 1/4"-20 X 1", PF, GR8	2
9	33415	Plate, Backer, Fan Ring	1	24	19352	Nut, Lock, Top, 1/4"-20, ZP, GRC	2
10*	36166	BELT, FAN DRIVE, 10 RIB	1	25	19049	Washer, Locker, External, 5/16" ZP	6
11	33505	Bolt, SHLDR, 3/8" X 7/8"-5/16-18,GR8.....	2	26	37002	Nut, Insert, Nylon, 5/16"-18 GR8 YZ...6	6
12	19068	Washer, Flat, 5/16", SAE, ZP	2	27	37137	BOLT, FLANGE HEAD, M12-1.75 X 40MM,CL10.9, YZ	4
13	19348	Nut, Crown, 5/16"-18, GRC.....	2	28	37353	BELT, A/C COMPRESSOR DRIVE, CUMMINS X12	1
14	19045	Washer, Flat, 3/8", GR2	8	29	37354	BELT, ALTERNATOR DRIVE, CUMMINS X12	1
15	19141	Bolt, HHCS, 3/8"-16 X 1-3/4",PF, GR8	6				

* ITEMS 10 & 18 - 20 ARE NOT SHOWN.

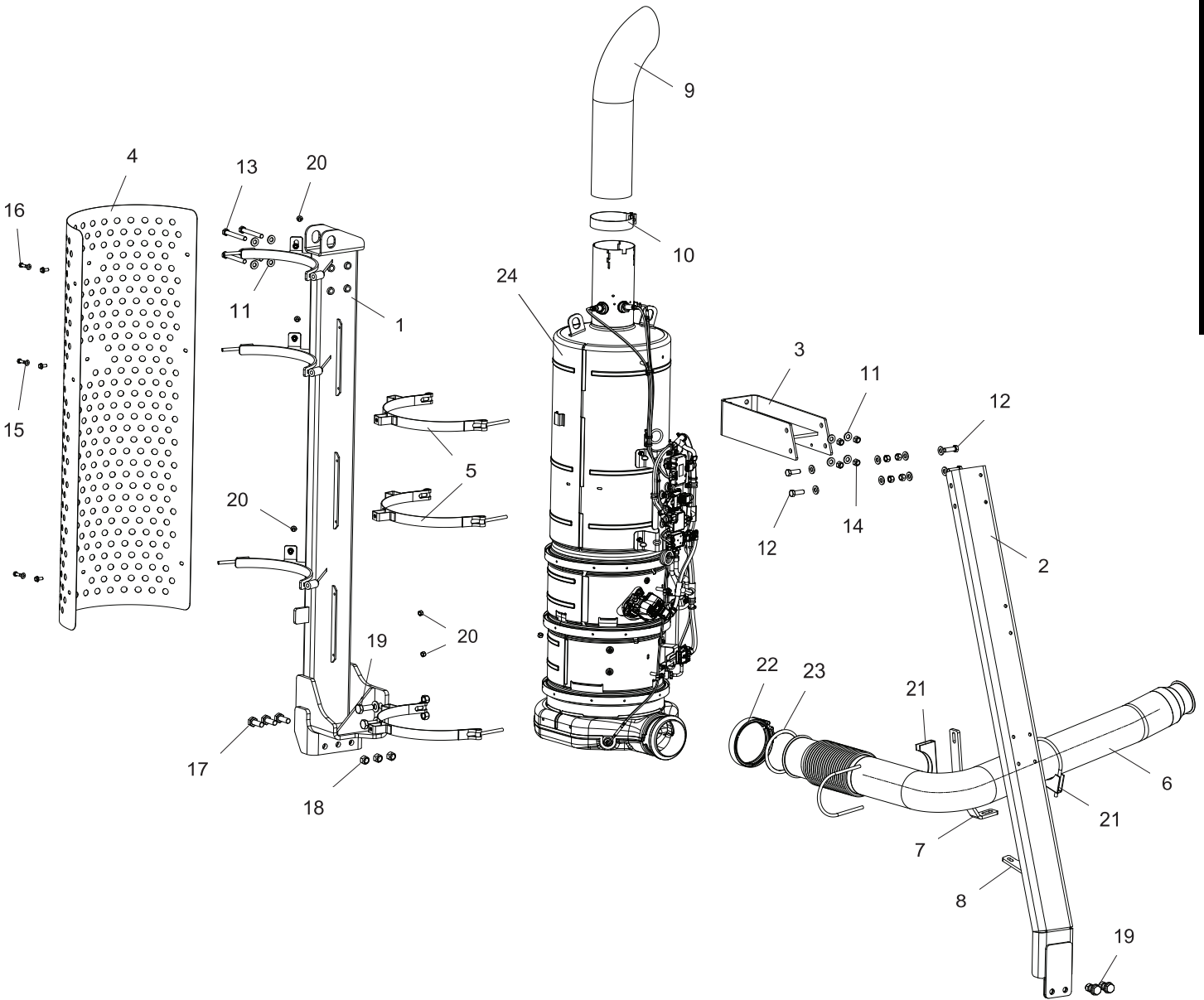
WHEN ORDERING PARTS, SPECIFY MODEL NUMBER, SERIAL NUMBER AND DESCRIPTION OF PARTS REQUIRED



**FAN CLUTCH & RING SHROUD
X12**

DATE: Released 03-2019
MODEL: FD
PAGE: 3.13

GROUP
3



REF	PART NO.	DESCRIPTION	QTY	REF	PART NO.	DESCRIPTION	QTY
1	35931	WDMT, MOUNT, A/T, X12	1	13	19159	Bolt, HHCS, 1/2"-13 X 4" GR8	4
2	33922	WDMT, Brace,DPF/SCR,ISX12.....	1	14	19354	Nut, Auto Style, 1/2"-13, GRC.....	8
3	33930	WDMT, BRKT,DPF/SCR,ISX12.....	1	15	19068	Washer, Flat, 5/16", SAE, ZP.....	12
4	35938	GUARD, A/T, X12.....	1	16	19128	Bolt, HCS, 5/16"-18 X 3/4",GR8.....	9
5	35939	CLAMP, MOUNT, A/T, X12	3	17	14462	Bolt, Flange, 5/8"-18 X 2-1/2",GR8	3
6	35941	WDMT, EXH TUBE,X12,BELLOWS...	1	18	14461	Nut, Lock, Flange, 5/8"-18,GR8	9
7	35943	SUPPORT, 1, EXHAUST, X12	1	19	14464	Bolt, Flange, 5/8"-18 X 2",PO,GR8	6
8	35942	SUPPORT, 2, EXHAUST, X12	1	20	19348	Nut, Crown, 5/16" -18, GRC.....	9
9	36464	STACK,EXH,5 IN.OD X 24 IN.L,SS ...	1	21	17592	Clamp,Muffler,U-Bolt,5",3/8",GR5	2
10	31049	Clamp, Seal, 5", 55, Exhaust	1	22	11944	CLAMP,FLANGE,5" TURBO "V"	1
11	19093	Washer, Structural, 1/2", A325,PF	16	23	31809	GASKET,MARMON,STRAIGHT,5"	1
12	19113	Bolt,HCS,1/2"-13 X 1-1/2", GR8.....	4	24*	35944	AFTERTREATMENT ASSY, X12	1

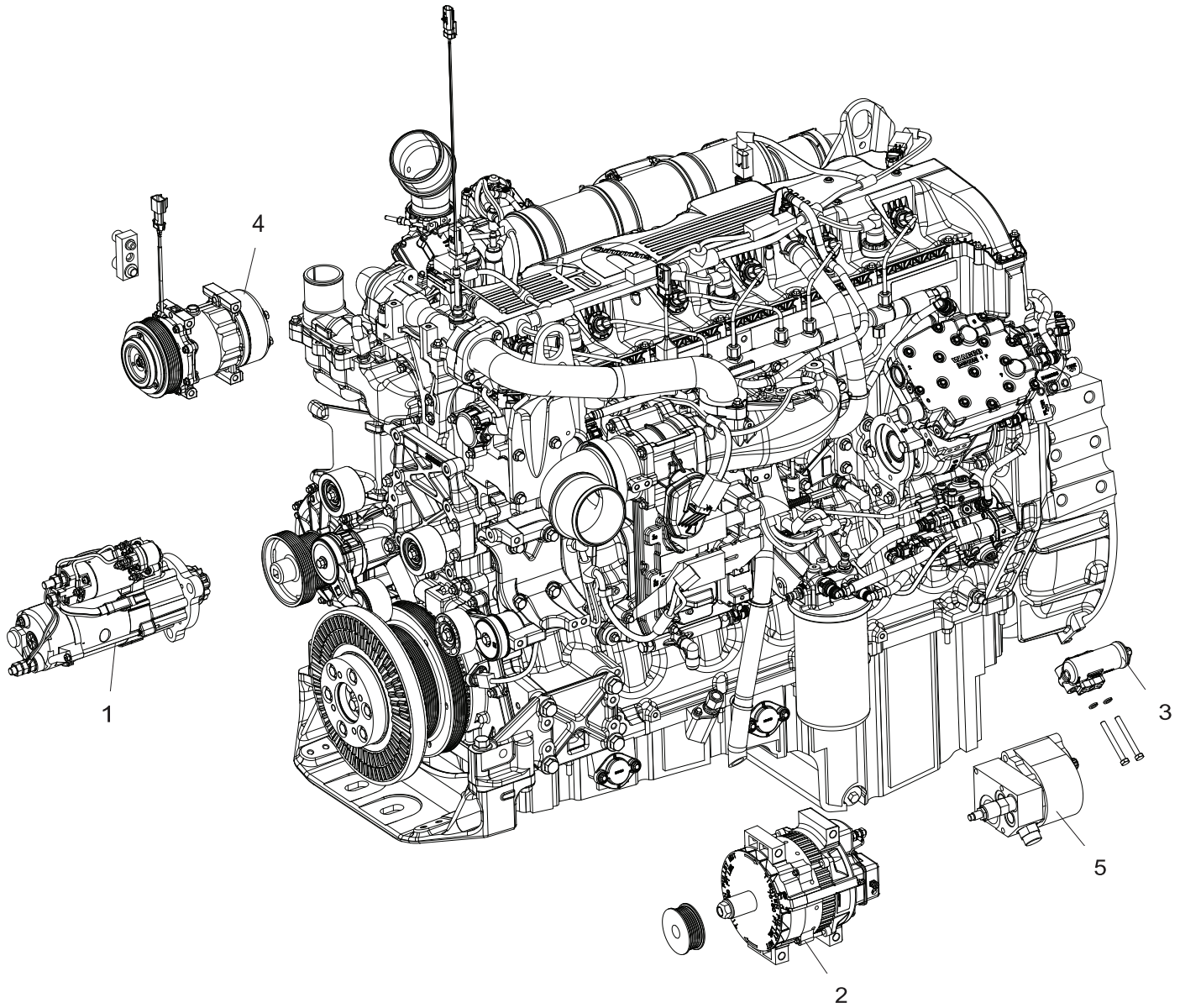
WHEN ORDERING PARTS, SPECIFY MODEL NUMBER, SERIAL NUMBER AND DESCRIPTION OF PARTS REQUIRED



**AFTERTREATMENT ASSY,
X12**

DATE: Released 03-2019
 MODEL: FD
 PAGE: 3.14

**GROUP
3**



REF	PART NO.	DESCRIPTION
1	35364	Starter, 39MT, 12VDC
2	35262	Alternator, 36SI, 165 AMP, 12VDC
3	35837	Governor, Air

REF	PART NO.	DESCRIPTION
4	34753	Compressor, Sanden HD4080 W/CONNECTNS
5	32231	Pump, PWR STRG, 1.51CI, CCW, 7.5GPM,RELIEF, 11T
6*	36463	HEATER, OIL & COOLANT, X12

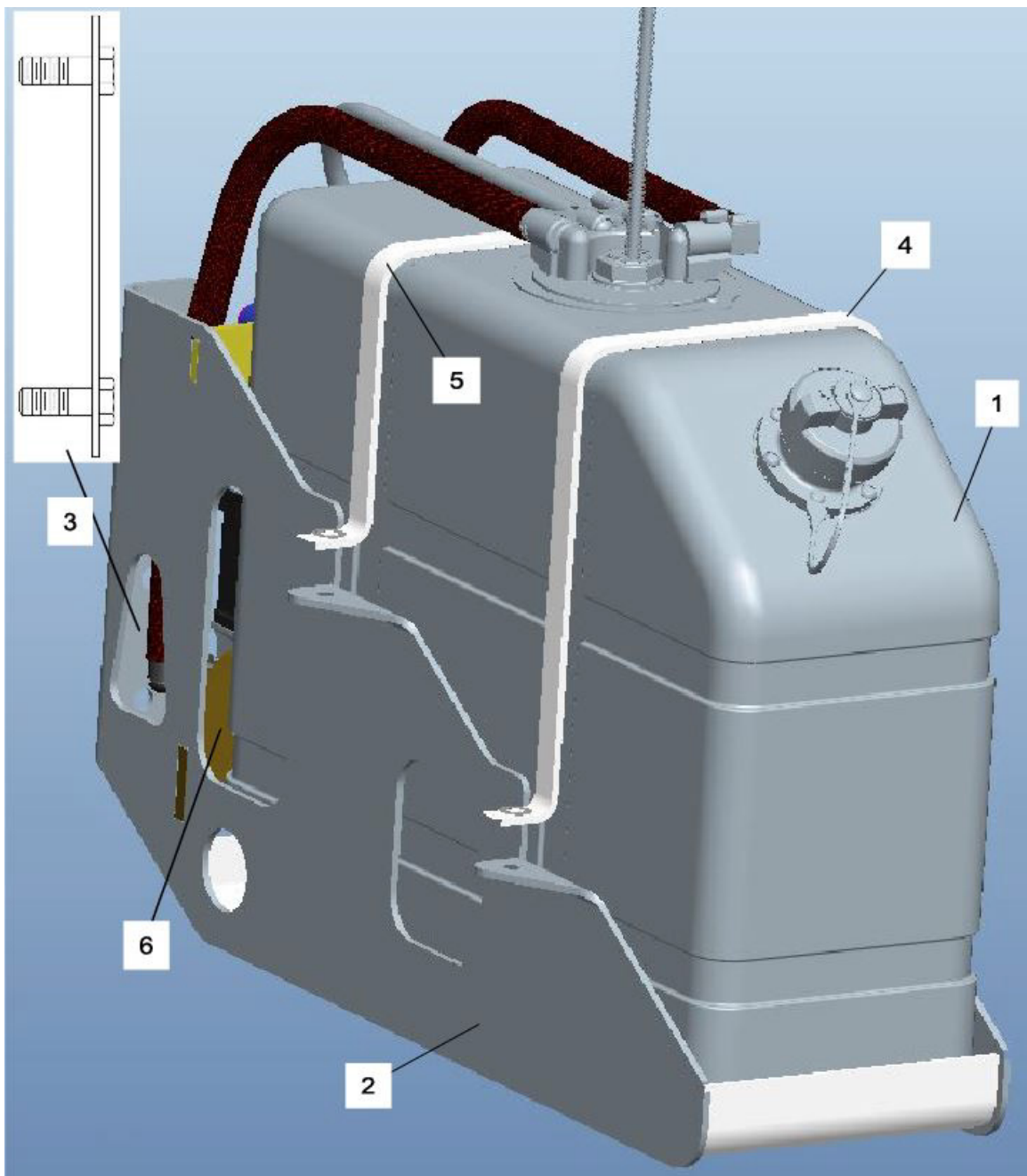
WHEN ORDERING PARTS, SPECIFY MODEL NUMBER, SERIAL NUMBER AND DESCRIPTION OF PARTS REQUIRED



ENGINE COMPONENTS, X12

DATE: Released 03-2019
 MODEL: FD
 PAGE: 3.15

GROUP
3



REF	PART NO.	DESCRIPTION	REF	PART NO.	DESCRIPTION
1*	35414	TANK, DEF,10 GAL, ISX, CAN, MY16	10*	36003	Module, Doser Fluid Supply, X12
	37176	TANK,DEF,10 GAL,ISX,CAN,MY16,GEN6	11*	36000	HOSE, DEF SUCTION X12
2	33839	WDMT, BRKT, DEF Tank, 10GAL, MY13	12*	36001	HOSE, DEF THROTTLE/RETURN, X12
3	34206	WDMT, DEF Tank Holder	13*	30436	Hose, Heater, 5/8", GST-2, Red
4	33786	Strap, DEF, 10 GAL, Front	14*	30435	Hose, Heater, 5/8", GST-2, BLK
5	33787	Strap, DEF, 10 GAL, Rear	15*	36002	HOSE, DEF PRESSURE, X12
6	33826	Valve, Coolant, DEF, MY13	16*	34813	O-RING,DEF HEAD,TANK
7*	37344	HEAD,DEF TANK,10 GAL, CUMMINS CAN,MY16,GEN6	17*	34801	CAP,TANK,DEF
8*	37345	SENDER,DEF HEAD,10 GAL, CUMMINS CAN,MY16,GEN6	18*	37332	FILTER,DEF TANK,CUMMINS,GEN5 & 6
9	34804	TANK, SHELL, DEF, 10 GALLON	19*	37333	PLUG, DRAIN, DEF TANK, GEN5 & 6
			20*	37334	O-RING, DEF HEAD, TANK, GEN5 & 6

*ITEMS 7 TO 14 ARE NOT SHOWN IN THE ILLUSTRATION

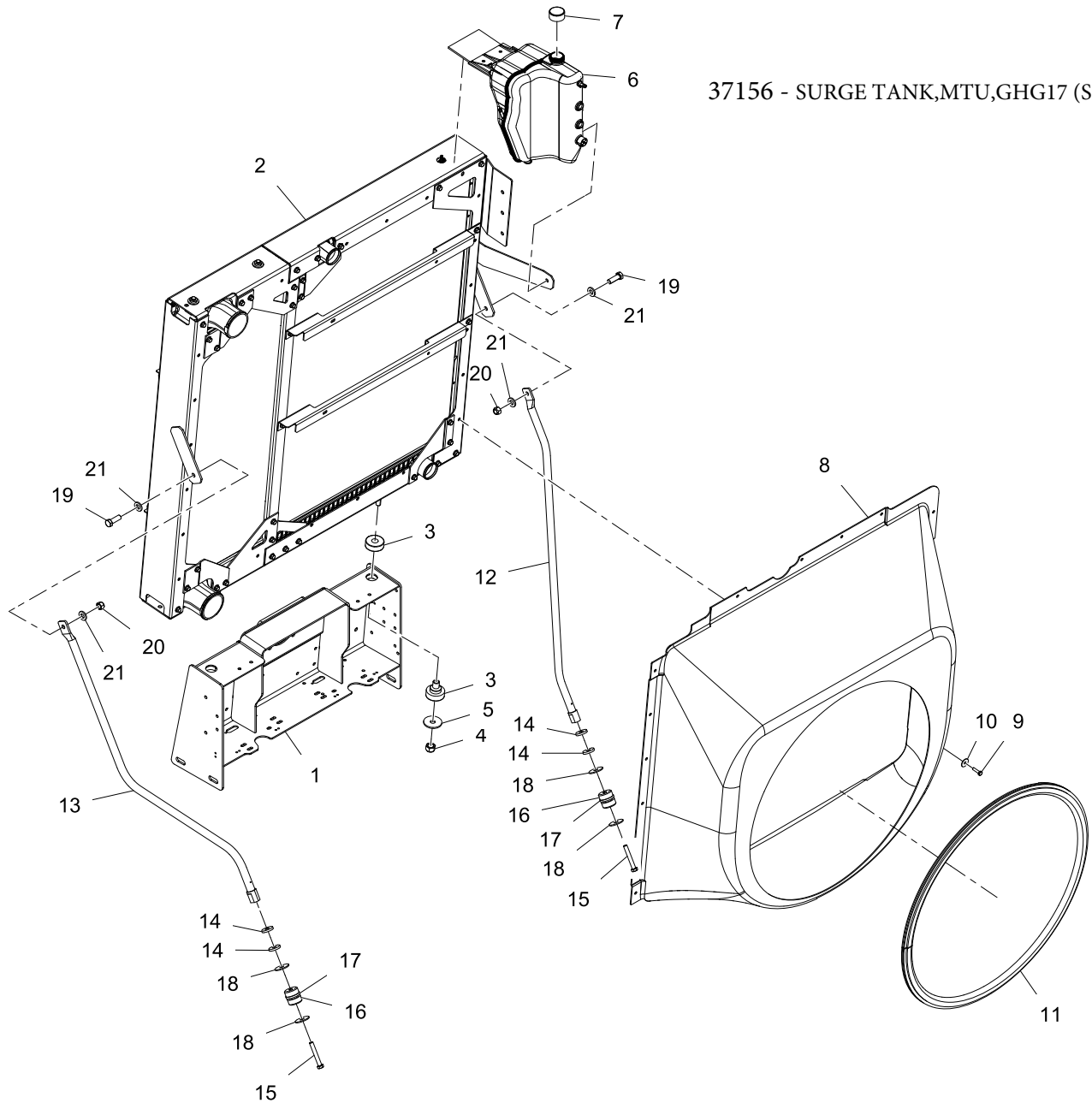
WHEN ORDERING PARTS, SPECIFY MODEL NUMBER, SERIAL NUMBER AND DESCRIPTION OF PARTS REQUIRED



DEF TANK, X12

DATE: Released 03-2019
 MODEL: FD
 PAGE: 3.16

GROUP
3



REF	PART NO.	DESCRIPTION	QTY	REF	PART NO.	DESCRIPTION	QTY
1	29566	WDMT, Radiator Stand, 2007.....	1	11	29398	Seal, Rubber, Fan Shroud, Tier 3	10FT
2	30290	Radiator, Cooling Module, MY10	1	12	29447	Tube, Radiator Strut, RDSD, MTU.....	1
*	34640	RADIATOR,EPA'07 MODINE	1	13	31971	Tube, Radiator Strut, CBSD, MTU.....	1
*	33410	ASSY,CAC,EPA'07-'10,MODINE.....	1	14	32024	Spacer, Strut, MY09.....	4
*	33411	OIL COOLER,EPA'07-'10,MODINE....	1	15	41441	Bolt, HHCS, 1/2" -13 X 3-1/2" GR8.....	2
3	19492	Isolator, Mount, Cab, Rubber.....	2	16	30081	Isolator, Mount, Rad Support, Tier 3 ...	2
4	19351	Nut, Lock, Top, 5/8" - 11, ZP, GRC	2	17	29661	Spacer, 2" OD X 1.25" ID X 1/4".....	2
5	23898	Washer, 11/16" X 2-1/2" X 3/16"	2	18	19331	Washer, Flat, 1/2", ZP	4
6	29868	Surge Tank, Individual, MODINE, EPA-07	1	19	29604	Bolt, HHCS, 1/2"-13X1.5",GR8 ZF.....	2
7	30661	Cap, Surge Tank, MODINE, Tier 3.....	1	20	19354	Nut, Auto Style, 1/2"-13, GRC.....	2
*	35544	Switch,Coolant LVL, MTU GHG17.....	1	21	19093	Washer, Structural,1/2",A325, PF	4
8	31970	Shroud, Fan, DD13, MY10	1	*	32079	BRACKET,FUSE,TYCO,MY10	1
9	19127	Bolt, HHCS, 1/4" - 20 X 1", GR8.....	20				
10	32519	Washer,Flat,1/4" FEND,ZP,1"OD	20				

WHEN ORDERING PARTS, SPECIFY MODEL NUMBER, SERIAL NUMBER AND DESCRIPTION OF PARTS REQUIRED



**RADIATOR PACKAGE,
MTU ENGINE**

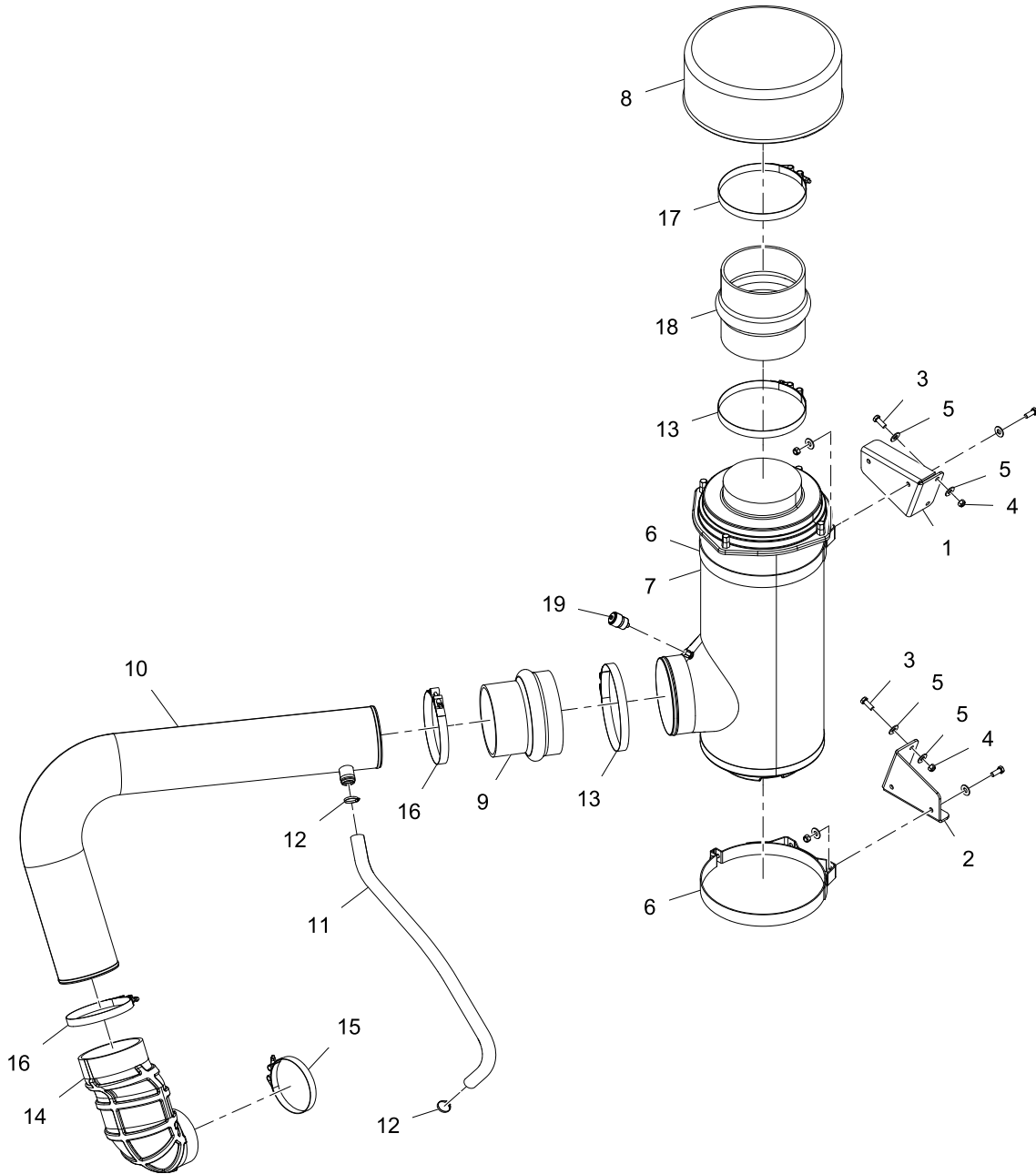
DATE: Released 03-2019

MODEL: FD

PAGE: 3.17

GROUP

3



REF	PART NO.	DESCRIPTION	QTY	REF	PART NO.	DESCRIPTION	QTY
1	31989	BRKT, Mount, Air Cleaner, Upper	1	11	34835	HOSE,1-3/8ID X 48"LG AIR CLNR DD13.....	1
2	31990	BRKT, Mount, Air Cleaner, Lower	1	12	32901	Clamp, 1.63", T-Bolt.....	2
3	19105	Bolt, HHCS, 3/8" X 1", PF, GR8.....	8	13	19886	Clamp, T-Bolt, Air Intake, 7.38 DIA	2
4	19016	Nut, Lock, 3/8"-16	8	14	31955	Elbow, Rubber Intake, Cobra Head, 6" X 5".....	1
5	19312	Washer, Flat, 3/8", ZP, GR8.....	16	15	32299	Clamp, Intake, Cobra Head, 5.62"	1
6	16828	Clamp, Air Filter	2	16	14733	Clamp, Intake, 6 1/2 IN.	2
7	15512	ASSY, Filter, Air, 11 IN, Engine	1	17	31649	Clamp, T-Bolt, 7.75"	1
8	19482	Pre Cleaner, Engine, 7IN., ENGINEAIRE	1	18	16832	Hose, Hump, Straight, 7X7	1
9	23943	Hose, Hump, Rubber Reducing, 7 X 6	1	19	16909	Gauge, Air Filter Intake Restriction	1
10	31952	Tube, Air Intake, ALUM, 6", DD13	1				

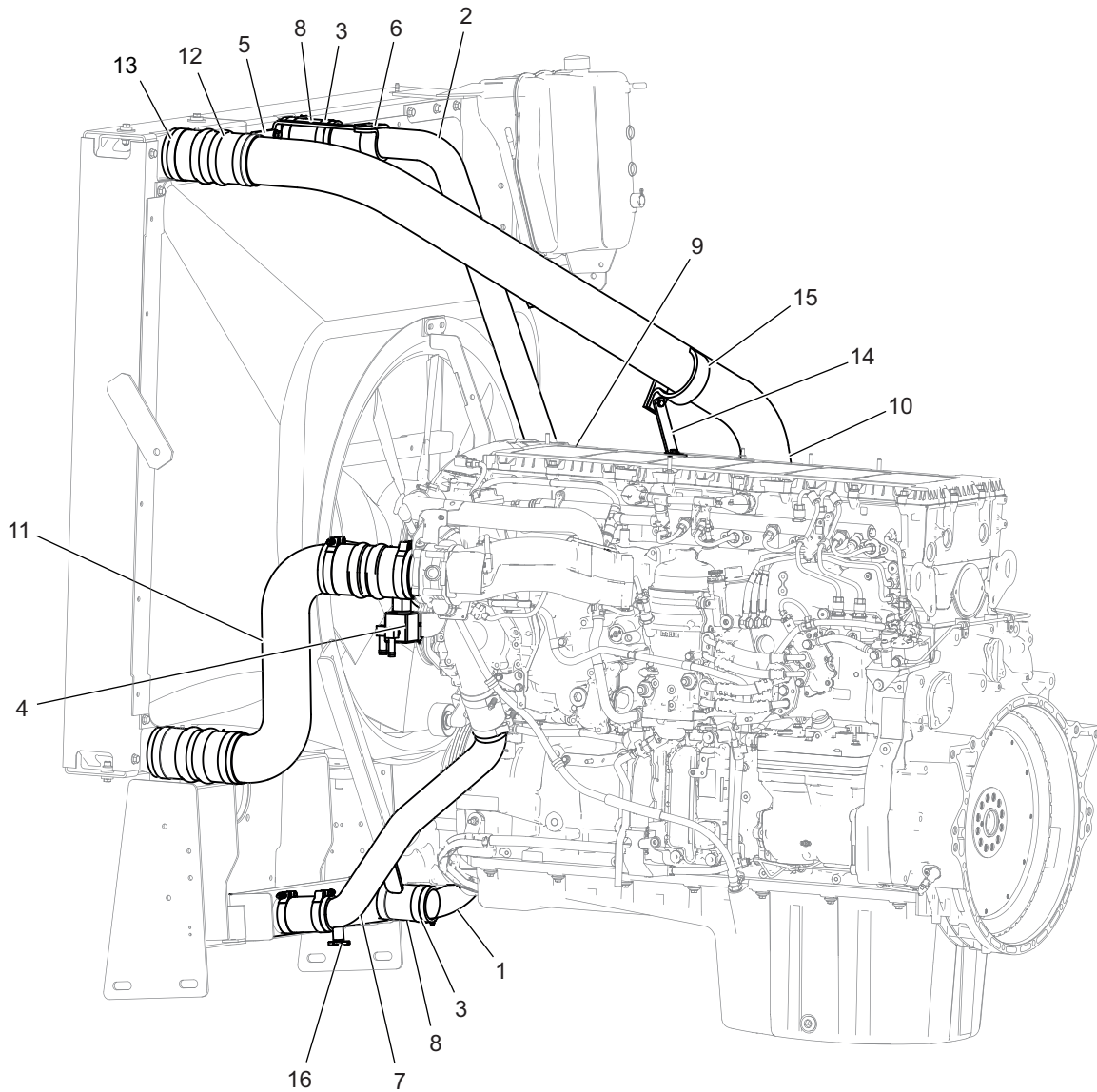
WHEN ORDERING PARTS, SPECIFY MODEL NUMBER, SERIAL NUMBER AND DESCRIPTION OF PARTS REQUIRED



AIR INTAKE, MTU ENGINE

DATE: Released 03-2019
 MODEL: FD
 PAGE: 3.18

GROUP
3



REF	PART NO.	DESCRIPTION	QTY	REF	PART NO.	DESCRIPTION	QTY
1	31981	Pipe, Coolant, Bypass, TRANS, DD13.....	1	8	34853	Hose, Coolant, 2.5" ID X 5.0", MY14 ..5	
2	31947	Tube, Radiator Outlet, Upper, DD13 ..	1	9	34248	ELBOW,RUBBER,COOLANT, 90DEG,2-1/2"ID	1
3	11729	Clamp, Radiator Hose, #287	12	10	31950	CAC Inlet Pipe, DD13	1
4	34076	ASSY, Coolant Return Manifold, MY13	1	11	31951	CAC Outlet Tube, DD13.....	1
5	34151	Support, Upper Radiator Hose	1	12	23068	Hose, Intake, CAC, 4" X 8" X 0.130....	4
6	33363	Strap, Radiator Outlet Tube, ISX11.9L.....	1	13	14737	Clamp, Torque Intake	8
7	31949	Pipe, Coolant, Lower, DD13.....	1	14	32670	Bracket, CAC, DD13	1
				15	32671	Strap, Clamp, CAC, DD13	1
				16	12444	Valve Drain, 3/8" Petcock.....	1

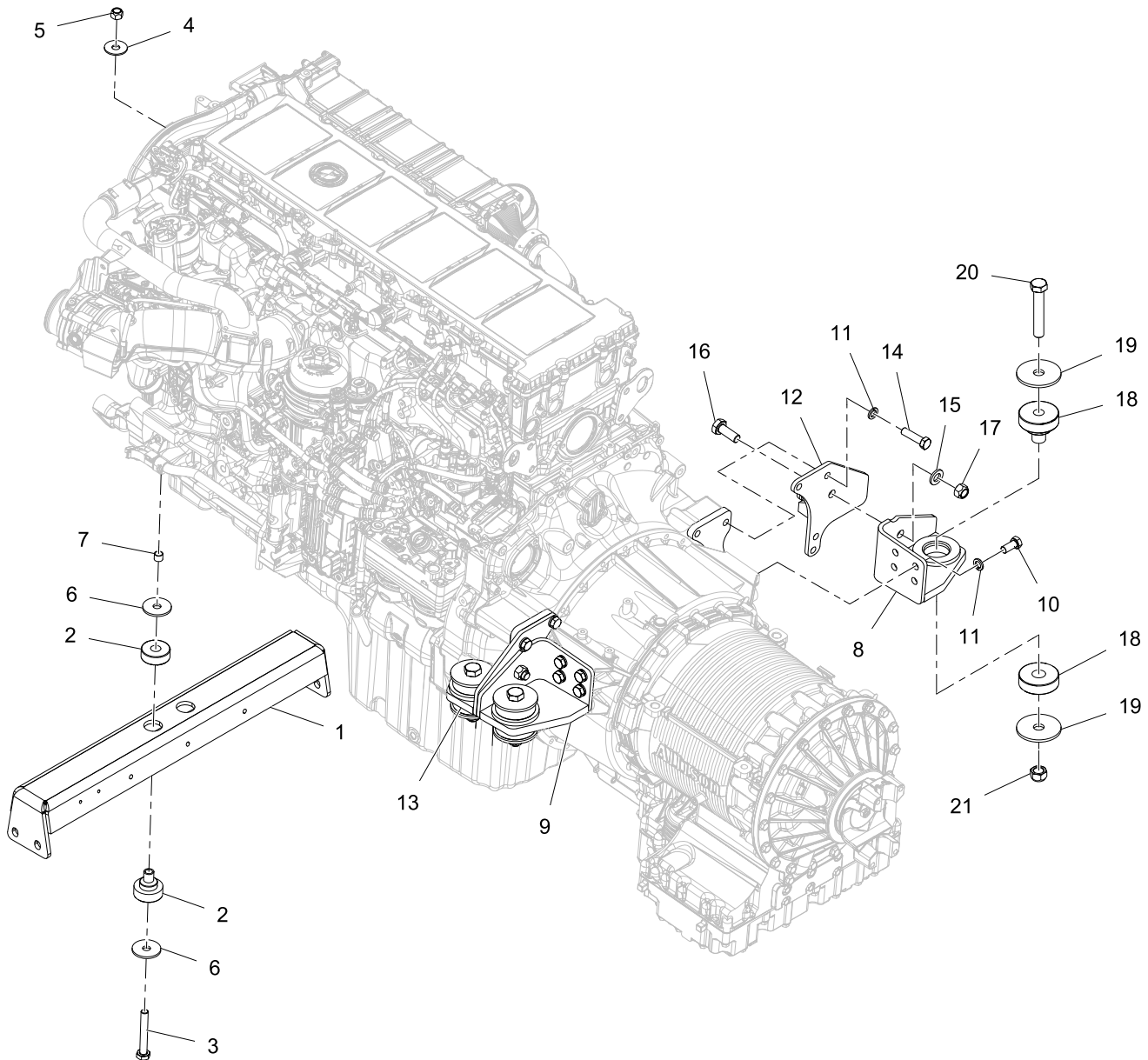
WHEN ORDERING PARTS, SPECIFY MODEL NUMBER, SERIAL NUMBER AND DESCRIPTION OF PARTS REQUIRED



**WATER & CAC PIPING,
MTU ENGINE**

DATE: Released 03-2019
MODEL: FD
PAGE: 3.19

**GROUP
3**



REF	PART NO.	DESCRIPTION	QTY	REF	PART NO.	DESCRIPTION	QTY
1	31973	WDMT, MNT, Engine, Front, EPA-2010	1	13	31980	WDMT, MNT, Engine, Rear CBSD, DD13	1
2	29064	Mount, Isolation, 2PC, ENG & CAB ...	2	14	32322	Bolt, HHCS, M16-1.5 X 60MM, GR10.9, PF	8
3	19208	Bolt, HHCS, 5/8"-11 X 4-1/2", GR8.....	2	15	19039	Washer, Structural, 3/4", ASTM, A325, PF	2
4	19332	Washer, Flat, 0.668 X 2 X 0.125 SPCL	4	16	19122	Bolt, HHCS, 3/4"-10 X 2", PF, GR8.....	2
5	19351	Nut, Lock, Top, 5/8"-11, ZP, GRC	2	17	19343	Nut, Lock, Top, 3/4"-10, GRC.....	2
6	23898	Washer, 11/16" X 2-1/2" X 3/16"	4	18	29369	Isolator, Mount, Engine, Rear, Tier 3	4
7	31468	Spacer, Bolt, ENG Mount, Front, EPA-07	2	19	29368	Washer, Snub, Isolator, Engine, Rear, 07	8
8	31764	WDMT, MNT, Transmission, RDSD....	1	20	30344	Bolt, HHCS, 7/8"-9 X 5", PF, GR8.....	4
9	31793	WDMT, MNT, Transmission, CBSD....	1	21	40051	Nut, Lock, Top, 7/8"-9, ZP, GRC	4
10	22344	Bolt, HHCS, M16-2.0 X 35, PF, GR10.9	8				
11	32040	Washer, Lock, Split, M16 Zinc.....	16				
12	31975	WDMT, MNT, Engine, Rear, RDSD, DD13	1				

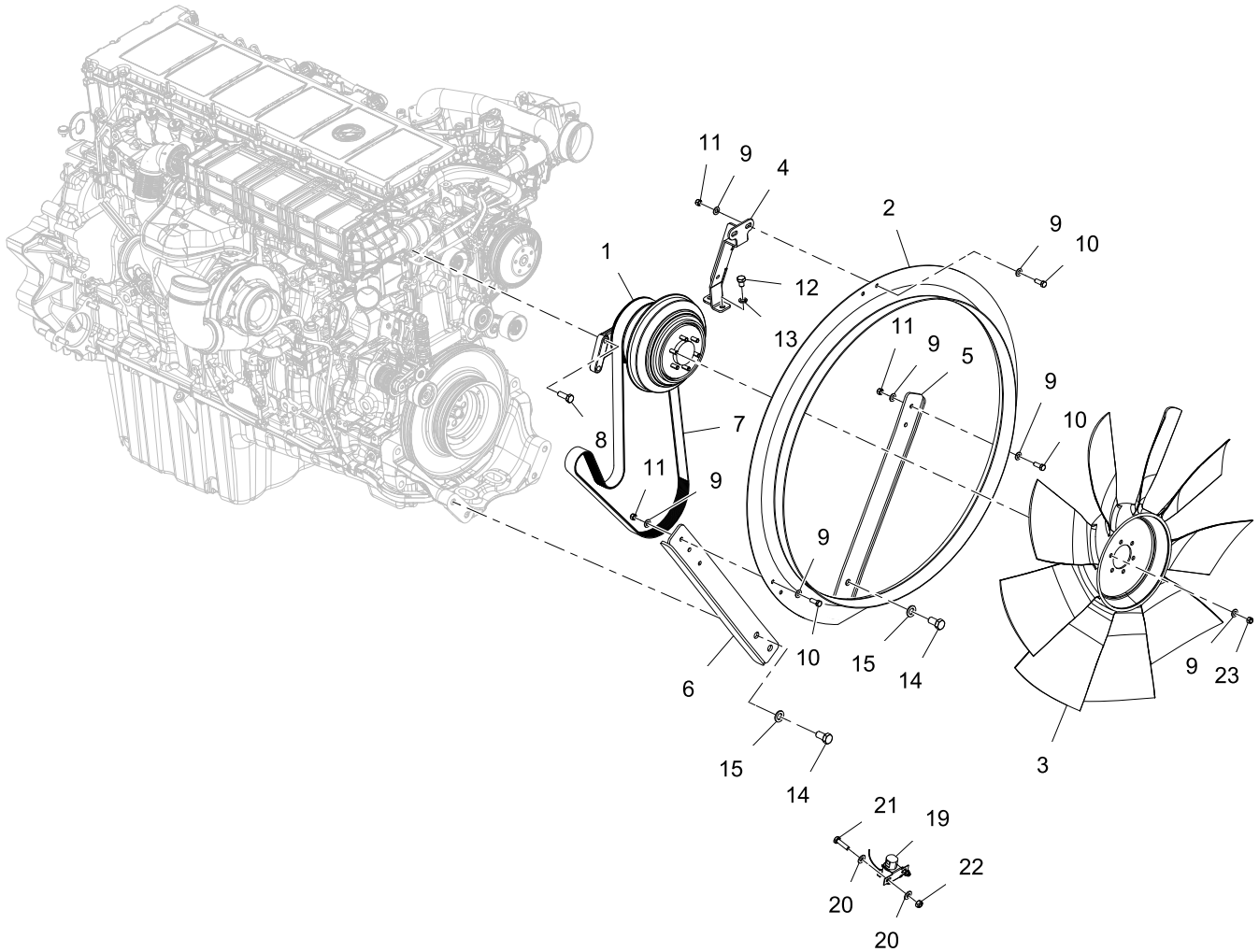
WHEN ORDERING PARTS, SPECIFY MODEL NUMBER, SERIAL NUMBER AND DESCRIPTION OF PARTS REQUIRED



ENGINE & TRANS MNTG MTU

DATE: Released 03-2019
 MODEL: FD
 PAGE: 3.20

GROUP
3



REF	PART NO.	DESCRIPTION	QTY	REF	PART NO.	DESCRIPTION	QTY
1	31967	Clutch, Fan Hub, DD13	1	12	32317	Bolt, HHCS, M12-1.5 X 16MM, PF, GRD8	2
2	31965	Shroud, Metal Ring, Engine	1	13	40254	Washer, Lock, M12	2
3	31966	Fan, 32"DIA, 2.56" Pilot, DD13	1	14	30913	Bolt, HHCS, M16-1.5 X 30MM, GR 8.8	4
4	31958	WDMT, Upper Fan Ring Support, DD13	1	15	32320	Washer, Flat, M16, GR 8.8, PF	4
5	31961	WDMT, LWR Ring MNT, CBSD, DD13	1	16*	28090	FTG, EL, Push To CONN, 1/8" NPT X 1/4"	1
6	31964	WDMT, LWR Ring MNT, RDSB, DD13	1	17*	15347	Tubing, Air, 1/4 IN OD, SYNFLEX	5
7	31968	Belt, Fan Drive, 10 Rib, PK-2	1	18*	33648	FTG, Tee, 1/8" NPT X 3/8" X 3/8" Tube PTC	1
8	32321	Bolt, HEX, Flange, M12-1.5X35 GR8.8, PF	4	19	30414	Valve, Solenoid, Fan Clutch, Horton ...	1
9	19045	Washer, Flat, 3/8", GR2	18	20	19053	Washer, Flat, 1/4", SAE, ZP	4
10	19105	Bolt, HHCS, 3/8" X 1", PF, GR8	6	21	19127	Bolt, HHCS, 1/4"-20 X 1", PF, GR8	2
11	19353	Nut, Lock, Top, 3/8"-16, ZP, GRC	6	22	19352	Nut, Lock, Top, 1/4"-20, ZP, GRC	2
				23		Nut, Lock, 3/8"-34, GR8, YZ	6

* ITEMS 16, 17 & 18 ARE NOT SHOWN IN THE ILLUSTRATION

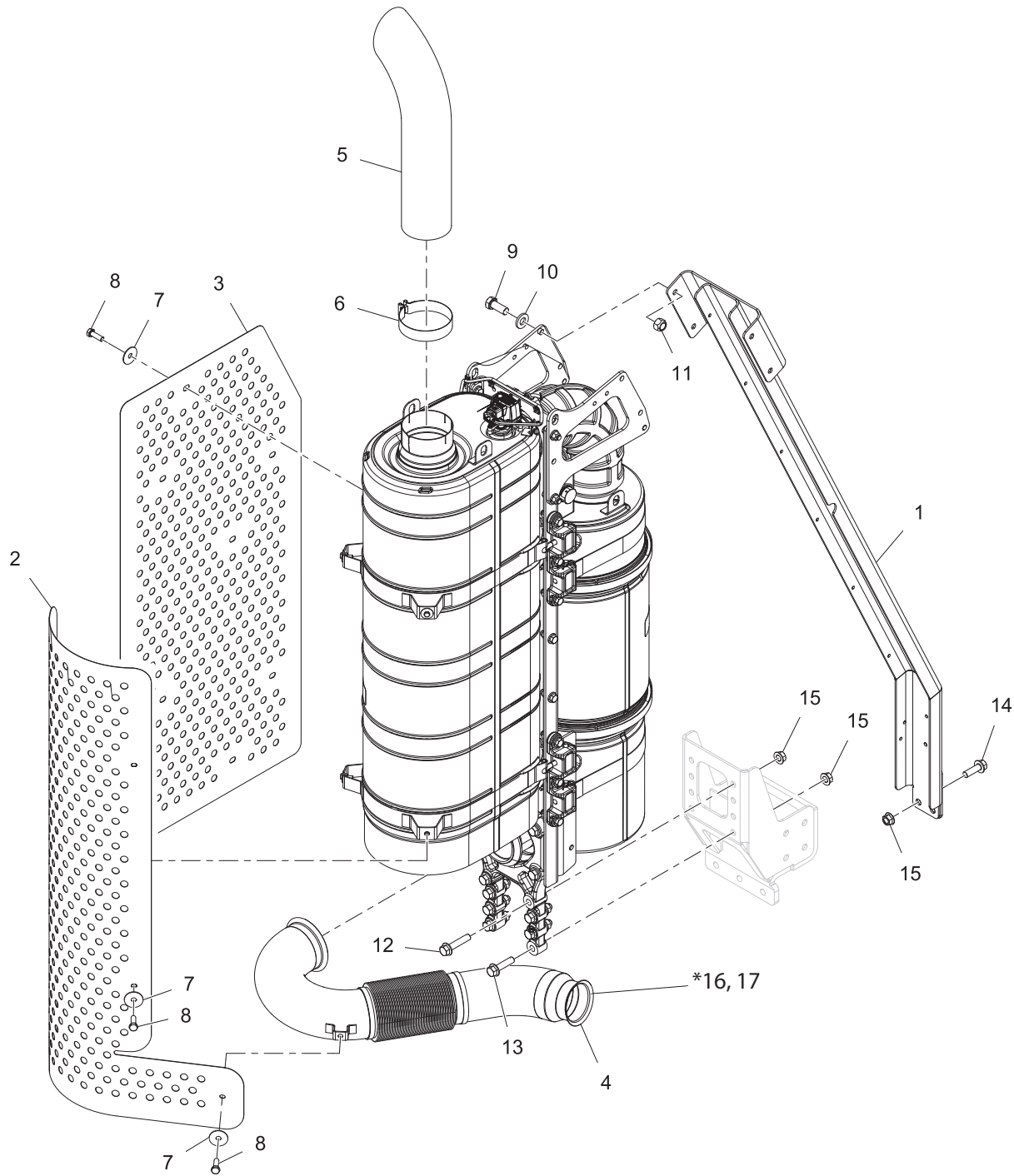
WHEN ORDERING PARTS, SPECIFY MODEL NUMBER, SERIAL NUMBER AND DESCRIPTION OF PARTS REQUIRED



**FAN CLUTCH & RING SHROUD
MTU**

DATE: Released 03-2019
MODEL: FD
PAGE: 3.21

**GROUP
3**



REF	PART NO.	DESCRIPTION	QTY	REF	PART NO.	DESCRIPTION	QTY
1	31986	WDMT, Rack, MFLR, DPF/SCR, DD13	1	10	19093	Washer, Structural, 1/2", ASTM, A325, PF	4
2	32300	Guard, Heat, DPF/SCR, DD13	1	11	19354	Nut, Auto Style, 1/2"-13, GRC	4
3	34022	Guard2, Heat, DPF/SCR, DD13	1	12	14470	Bolt, FLNG, 5/8"-18 X 3", PO, GR8	2
4	32291	WDMT, FLEX Exhaust, DD13	1	13	14462	Bolt, FLNG, 5/8"-18 X 2-1/2", PO, GR8	6
5	14564	Stack, Exhaust, 5 IN.OD X 24 IN. L	1	14	14464	Bolt, FLNG, 5/8"-18 X 2", PO, GR8	2
6	31049	Clamp, Seal, 5", SS, Exhaust	1	15	14461	Nut, Lock, Flange, 5/8"-18, GR8	10
7	31560	Washer, Fender, SS, 5/16"	11	16*	32315	Clamp, Exh, Turbo Out, 4" Spherical	1
8	31575	Bolt, HHCS, 5/16"-18 X 1", 55	11	17*	32316	Gasket, Exh, Turbo Out, 4" Spherical	1
9	19112	Bolt, HHCS, 1/2"-13 X 1-1/4", PF, GR8	4				

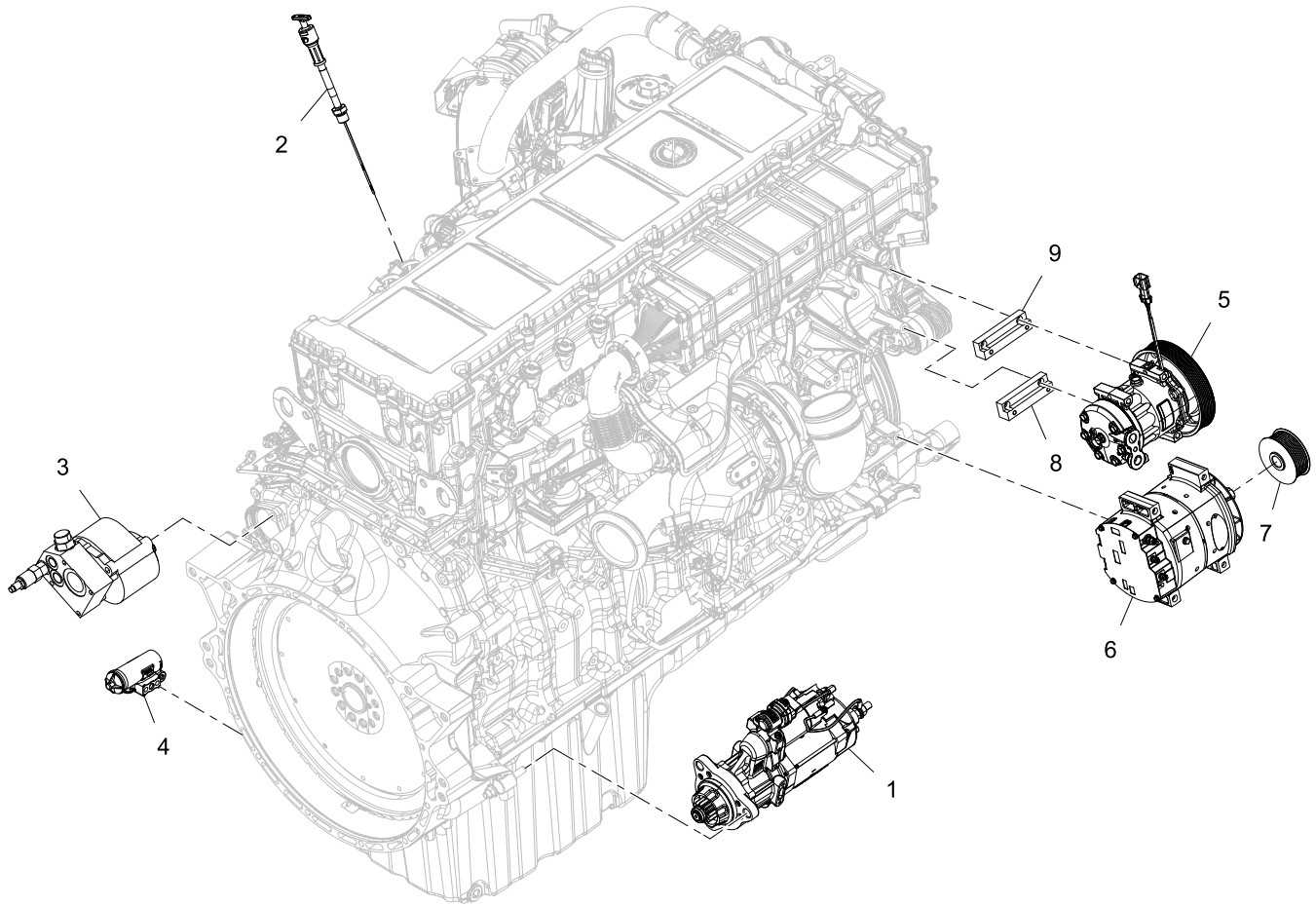
WHEN ORDERING PARTS, SPECIFY MODEL NUMBER, SERIAL NUMBER AND DESCRIPTION OF PARTS REQUIRED



AFTERTREATMENT, SCR/DPF, MTU

DATE: Released 03-2019
 MODEL: FD
 PAGE: 3.22

GROUP
3



<u>REF</u>	<u>PART NO.</u>	<u>DESCRIPTION</u>	<u>REF</u>	<u>PART NO.</u>	<u>DESCRIPTION</u>
1	31984	Starter, 39MT, 12VDC	5	34266	Compressor AC Sanden W/180MM MY13
2	31946	Indicator, Fluid Level, Engine, DD13	*	37003	Manifold, AC Compressor, SANDEN, MTU
3	32231	Pump, STRG, 1.51CI, CCW, 7.5GPM, RLF, 11T	*	34273	BELT, ACCESSORY, 8 RIB, 2720MM
4	12470	Governor, Air	6	31812	Alternator, 36SI, 155 AMP, 12VDC
			7	32309	Pulley, Alternator, 8 Groove
			8	34242	Bracket, AC, MTU, Sanden, 4326 Bottom
			9	34265	Bracket, AC, MTU, Sanden, 4326 Top


WHEN ORDERING PARTS, SPECIFY MODEL NUMBER, SERIAL NUMBER AND DESCRIPTION OF PARTS REQUIRED



ENGINE COMPONENTS, MTU

DATE: Released 03-2019
 MODEL: FD
 PAGE: 3.23

GROUP
3



REF	PART NO.	DESCRIPTION	REF	PART NO.	DESCRIPTION
1*	33828	Tank, DEF, 10 GAL, MTU, MY13	12	33823	Hose, DEF, Pressure, MTU, MT13
	35249	Tank, DEF, 10 GAL, MTU, GHG17/GEN5	13	33857	FTG, NORMA NQ PS3 NW12 X 16MM 90°
2	33839	WDMT, BRKT, DEF Tank, 10GAL, MY13	14	33859	FTG, NORMA NQ PS3 NW8 X 14MM 90°
3	34206	WDMT, DEF Tank Holder	15	34801(A)	CAP, TANK, DEF
4	33786	Strap, DEF, 10 GAL, Front	16*	34811	HEAD,DEF TANK,10GAL,MTU
5	33787	Strap, DEF, 10 GAL, Rear		37342	HEAD,DEF TANK,10GAL,MTU,GHG17/GEN5
6	33826	Valve, Coolant, DEF, MY13	17*	34807	SENDER,DEF LEVEL,10GAL,MTU
7	33827	Pump, DEF Supply Unit, MTU, MY13		37343	SENDER,LEVEL,10GAL,MTU,GHG17/GEN5
8	33824	Hose, DEF, Suction, MTU, MY13	18*	34804(A)	TANK SHELL, DEF, 10 GALLON
9	33825	Hose, DEF, Return, MTU, MY13	19*	37338	FILTER, DEF TANK, MTU, GEN5 & 6
10	30436	Hose, Heater, 5/8", GST-2, Red	20*	37333	PLUG, DRAIN, DEF TANK, GEN5 & 6
11	33862	Hose, 1/2" ID, BLK, GST-2	21*	37334	O-RING, DEF HEAD, TANK, GEN5 & 6


WHEN ORDERING PARTS, SPECIFY MODEL NUMBER, SERIAL NUMBER AND DESCRIPTION OF PARTS REQUIRED



DEF TANK - MTU

DATE: Released 03-2019
 MODEL: FD
 PAGE: 3.24

GROUP
3



REF	PART NO.	DESCRIPTION
1	32860	Tank, Fuel, AL, 50GAL, D-Shape, MY10
	32170	Tank, Fuel, AL, 70GAL, D-Shape, MY10
	32173	Tank, Fuel, AL, 80GAL, D-Shape, MY10
2	17277	Saddle, D-Shape, 80 GAL
3	13022	Strap, D-Shape, 80 GAL- 45 3/8"
4	15015	Insulator, Strap
5	31311	Sender, Fuel, ISSPRO, 20 Inch Tube
6	12160	FTG, 90° M EL, JIC 1/2" TOD X 1/2" NTP
7	12157	FTG, 90° M EL, JIC 5/8" TOD X 1/2" NTP
8	35677	Insulator, Fuel Tank Supt/Batt Box, 17-1/2"

REF	PART NO.	DESCRIPTION
* FUEL HOSES AND RELATED FITTINGS *		
*	35711	Assy, Fuel Hose, #10,30',One End Crimped
*	31376	FITTING, HOSE, 10x10 JIC
*	35712	Assy, Fuel Hose, #8,30',One End Crimped
*	31375	FITTING, HOSE, 8x8 JIC

* ADDITIONAL ITEMS NOT SHOWN IN THE ILLUSTRATION

WHEN ORDERING PARTS, SPECIFY MODEL NUMBER, SERIAL NUMBER AND DESCRIPTION OF PARTS REQUIRED



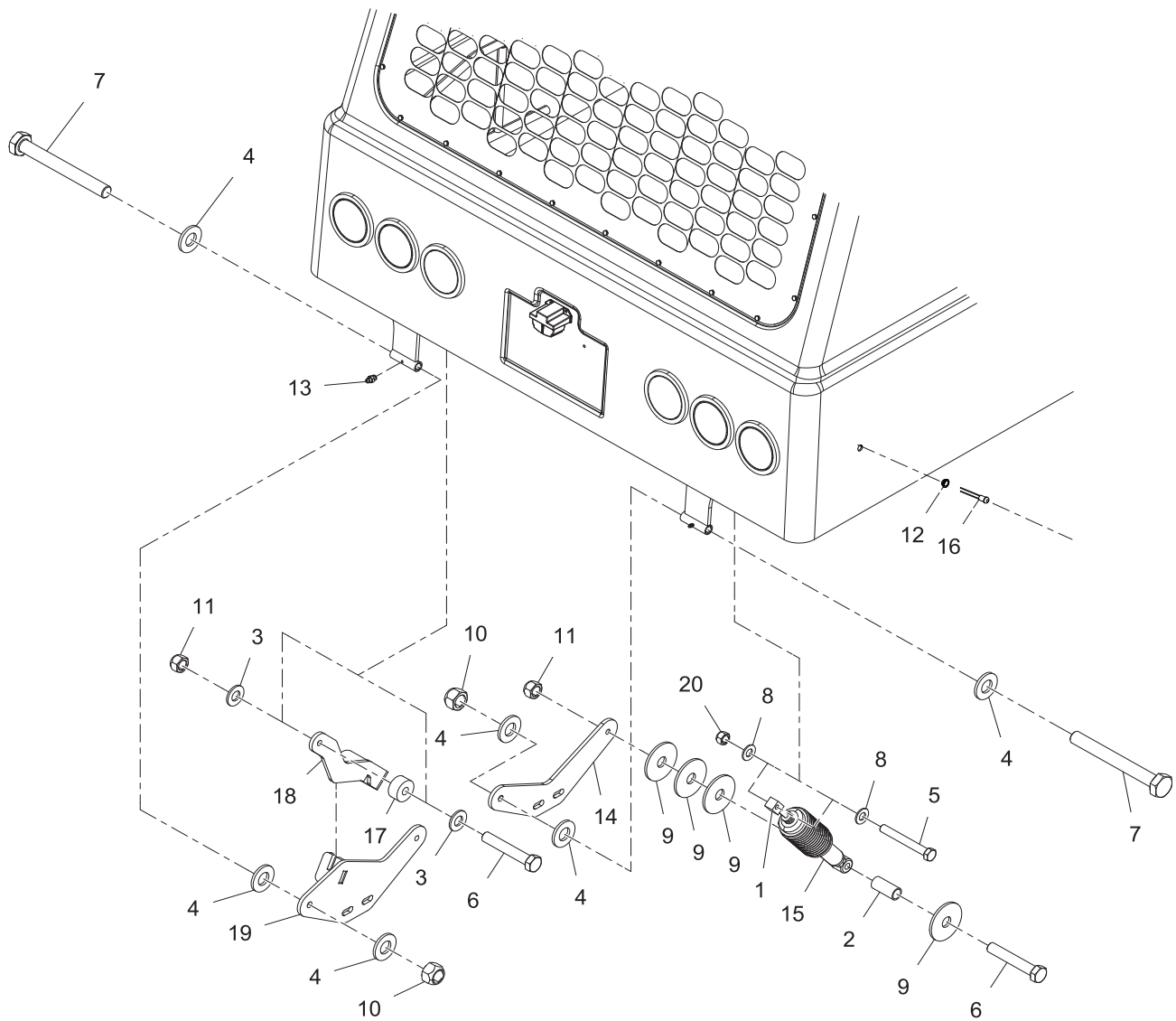
FUEL TANK

DATE: Released 03-2019
 MODEL: FD
 PAGE: 3.25

GROUP
3

HOODS

HOODS



REF	PART NO.	DESCRIPTION	QTY	REF	PART NO.	DESCRIPTION	QTY
1	11345	Lug, Hood Lift, Short Style	2	13	22165	Grease Zerk, 1/4"-28, Straight	2
2	11350	Spacer-Hood Shock	2	14*	29703	Plate, MNT, Hood, Rear, Pivot, V.....	1
3	19043	Washer, Flat, 1/2"	2		29653	Plate, MNT, Hood, Rear Pivot, 34' Brdg...	1
4	19086	Washer, Flat, 5/8"	6	15	30413	Shock HD Hood	2
5	19148	Bolt, HHCS, 3/8"-16 X 3", PF, GR8	2	16	35633	Light, Hood, 3/4" Penny, Side/Marker Lamps	2
6	19154	Bolt, HHCS, 1/2"-13 X 3", PF, GR8	3	44*	35631	Light, Hood, 3/4" Penny, B/U Lamps ..	2
7	19209	Bolt, HHCS, 5/8"-11 X 5-1/2", PF, GR8.....	2	45*	35634	Light, Hood, 3/4" Penny, Dual Purp.	3
8	19272	Washer, Flat, 3/8", SAE, HHS, PF.....	8	17	34407	Spacer, 1.5 OD X 0.53 ID X 3/4".....	1
9	19331	Washer, Flat, 1/2", ZP, SPL	8	18	34497	Hood PROP, Auto Latch, MY14	1
10	19351	Nut, Lock, Top, 5/8"-11, ZP, GRC	2	19*	34525	WDMT, Auto Latch, Hood Pivot.....	1
11	19354	Nut, Auto Style, 1/2"-13, GRC	3		34908	WDMT, Auto Latch, Hood Pivot, 34' Brg. 1	1
12	35632	Grommet, Hood, Top, Aux. Lamps	4	20	19353	Nut, Lock, Top, 3/8"-16, ZP, GRC	8

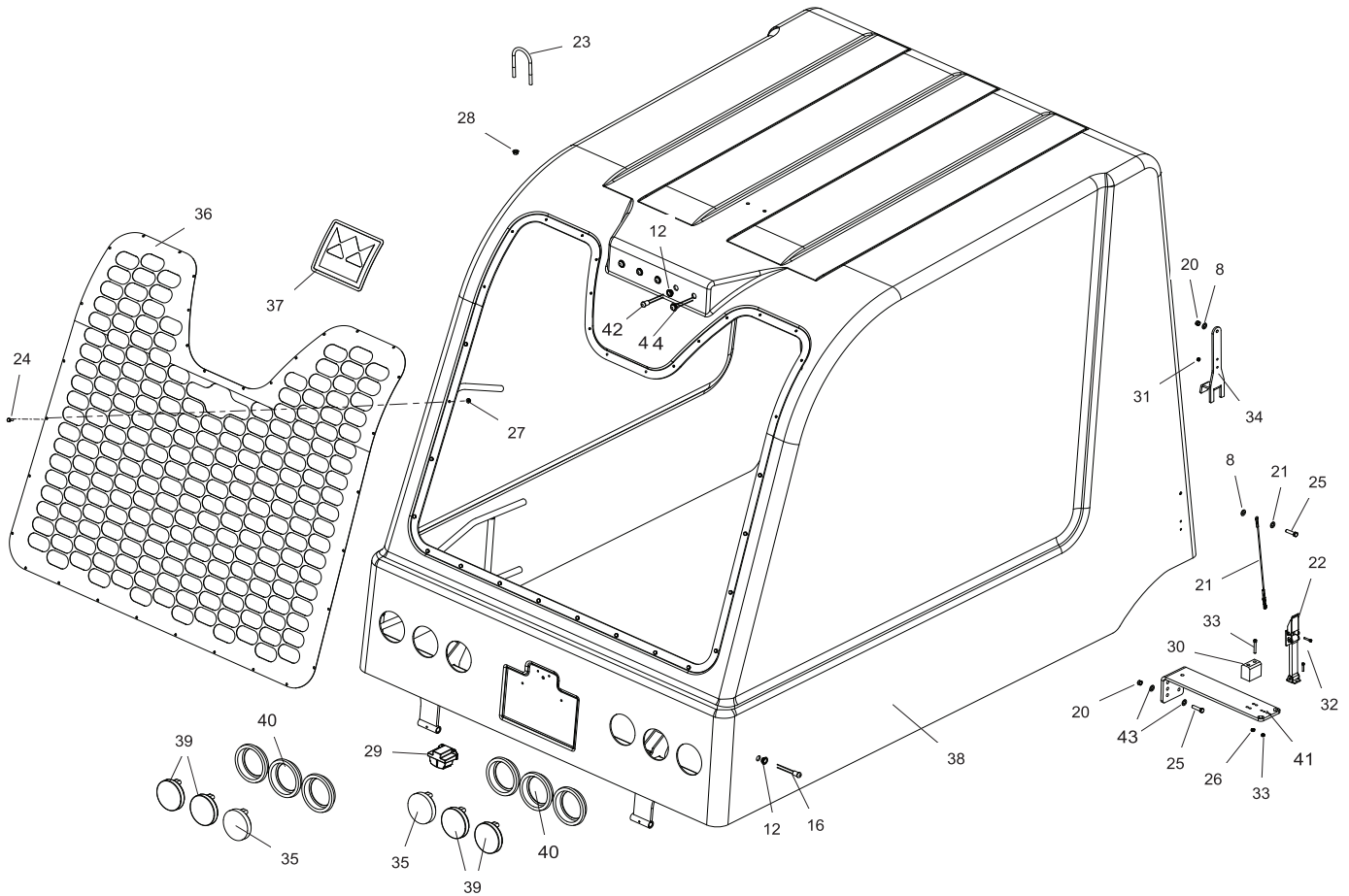
WHEN ORDERING PARTS, SPECIFY MODEL NUMBER, SERIAL NUMBER AND DESCRIPTION OF PARTS REQUIRED



HOOD MODEL YEAR 2018

DATE: Released 03-2019
 MODEL: FD
 PAGE: 4.1

GROUP
4



REF	PART NO.	DESCRIPTION	QTY	REF	PART NO.	DESCRIPTION	QTY
21	11360	Cable, Safety, Hood	1	33	36205	Bolt, SHCS, 1/4-20 X 2.00".....	4
22	13094	Latch, FLEX Draw	2	34	36193	Bracket, Hood, Landing MY17	2
23	17590	Clamp, Exhaust, 2 1/2 IN U-Bolt	1	35	33606	4" RND, LED, Light, Back-up.....	2
24	19061	Bolt, HHCS, 1/4"-20 X 3/4", SS	32	36	34404	Hood Grill, CNG, MY13.....	1
25	19109	Bolt, HHCS, 3/8"-16 X 1-1/2",GR8	6	37	34405	Decal, Terex Crown, Red.....	1
26	19352	Nut, Lock, Top, 1/4"-20, ZP, GRC.....	4	38	35646	HOOD, ENGINE, STD, MY16.....	1
27	24993	Nut, Lock, Flange, 1/4"-20, GR8	32	39	40661	4" RND, LED, Stop/ Turn/ Tail, Light ...	4
28	27017	Nut, Flange, 3/8"	2	40	40663	4" Rubber Grommet.....	6
29	30233	Light, License Plate LED	1	41	32147	Hood Rest, Plate, MY10	2
30	36192	Pad, Taller, Hood Rest, 2017.....	2	42	35631	Light, Hood, 3/4" Penny, B/U Lamp	2
31	32009	Nut, NY Lock, 10-32, ZP	8	43	19272	Washer Flat 3/8" GR8 YZ.....	8
32	32011	SHCS, 10-32 X 1", ZP.....	8	44	35634	Light, Hood, 3/4"LED, Dual Function...3	
				*	36556	ASSY, HOOD, MY16 (PENNY LIGHTS)	

WHEN ORDERING PARTS, SPECIFY MODEL NUMBER, SERIAL NUMBER AND DESCRIPTION OF PARTS REQUIRED

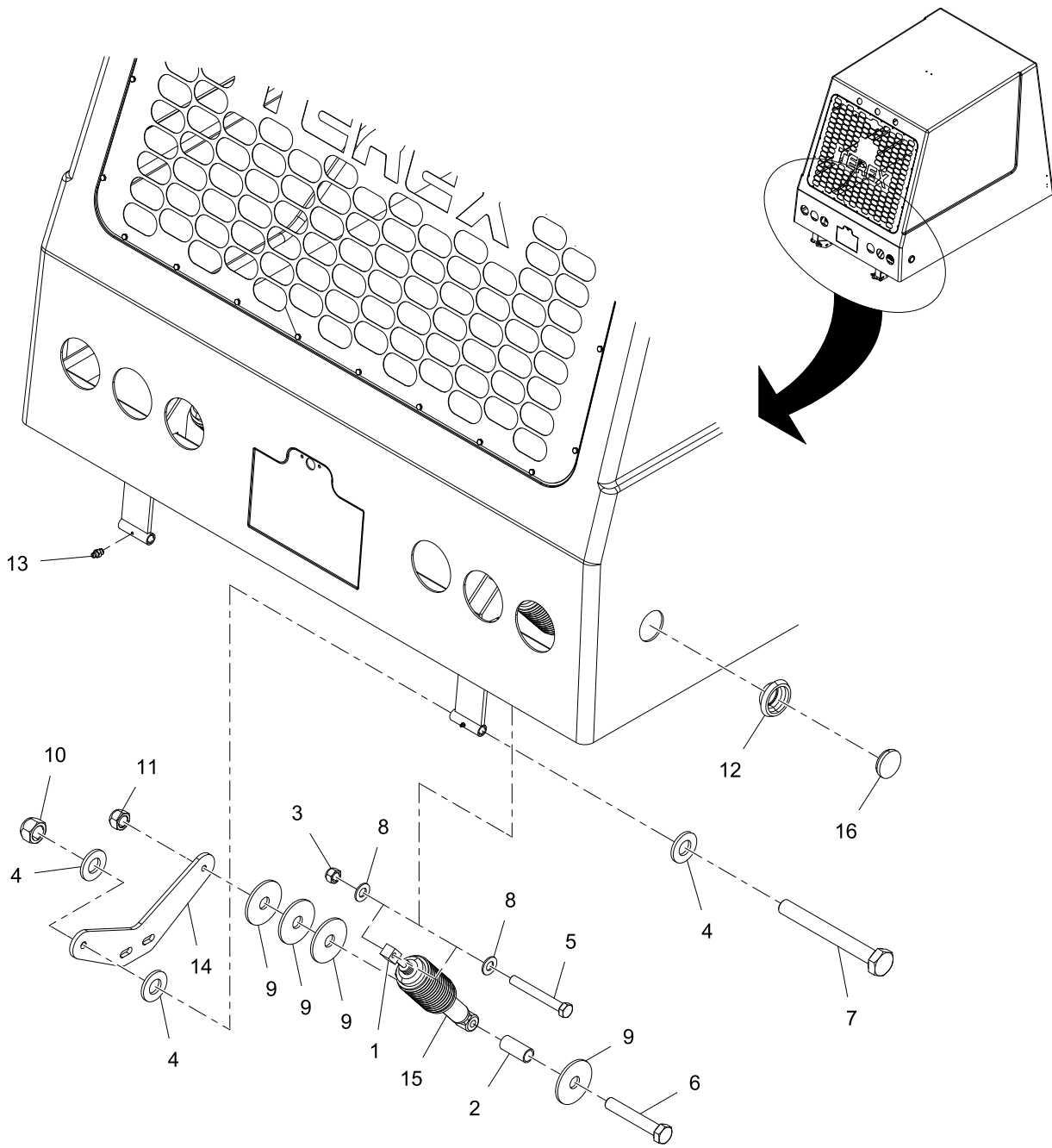


HOOD MODEL YEAR 2018

DATE: Released 03-2019
 MODEL: FD
 PAGE: 4.2

GROUP
4

HOODS



REF	PART NO.	DESCRIPTION	QTY	REF	PART NO.	DESCRIPTION	QTY
1	11345	Lug, Hood Lift, Short Style	2	9	19331	Washer, Flat, 1/2", ZP, SPL.....	8
2	11350	Spacer-Hood Shock	2	10	19351	Nut, Lock, Top, 5/8"-11, ZP, GRC.....	2
3	19353	Nut, Lock, Top, 3/8"-16, ZP, GRC.....	8	11	19354	Nut, Auto Style, 1/2"-13, GRC.....	2
4	19086	Washer, Flat, 5/8"	6	12	19537	Grommet, MOL 10 Open Back	5
5	19148	Bolt, HHCS, 3/8"-16 X 3", PF, GR8	2	13	22165	Grease Zerk, 1/4"-28, Straight	2
6	19154	Bolt, HHCS, 1/2"-13 X 3", PF, GR8	2	14	29703	Plate, MNT, Hood, Rear, Pivot, V.....	2
7	19209	Bolt, HHCS, 5/8"-11 X 5-1/2", PF, GR8.....	2	15	30413	Shock HD Hood	2
8	19272	Washer, Flat, 3/8", SAE, HHS, PF.....	8	16	33605	2 1/2" RND, LED, Light, Marker.....	5

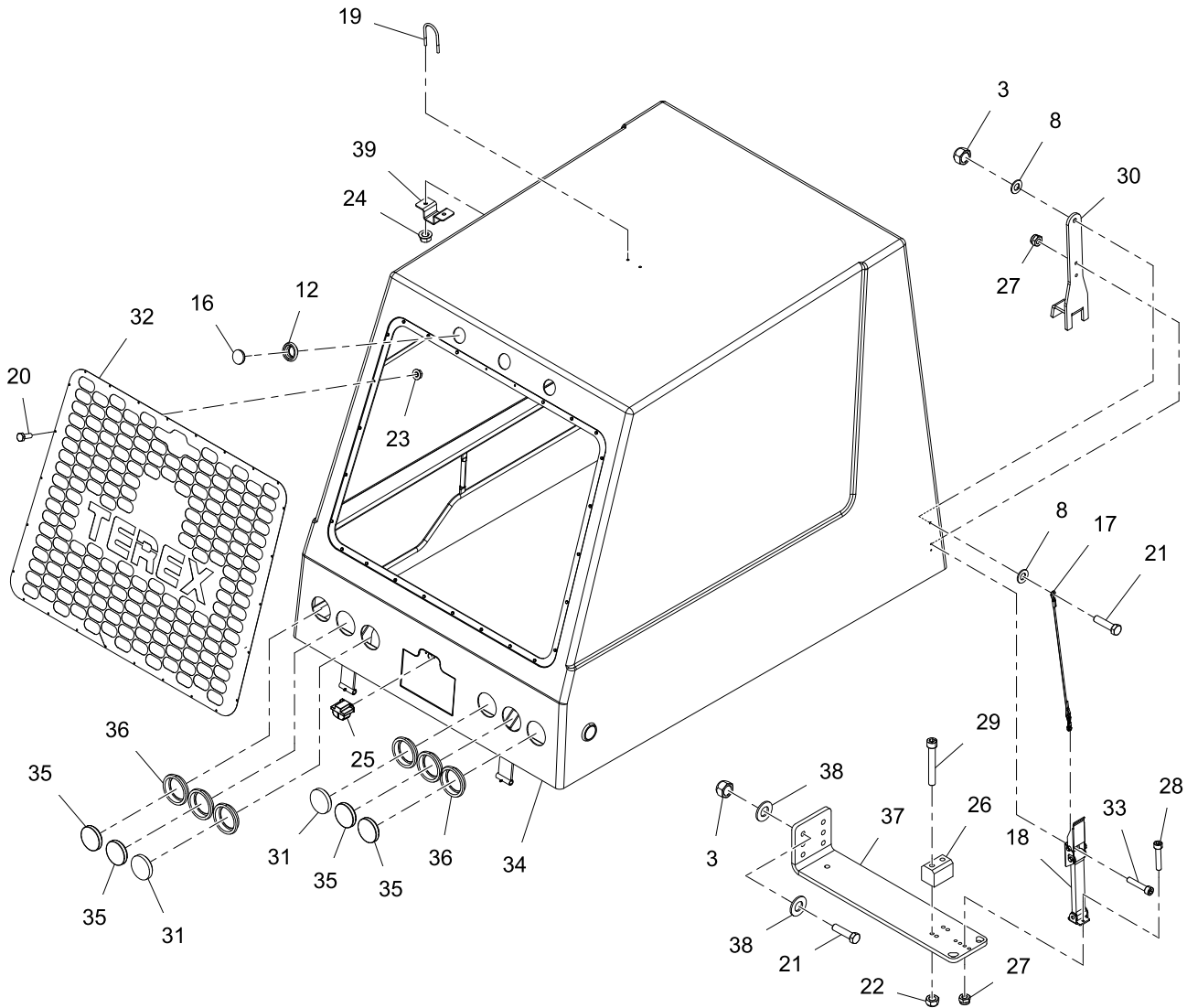
WHEN ORDERING PARTS, SPECIFY MODEL NUMBER, SERIAL NUMBER AND DESCRIPTION OF PARTS REQUIRED



HOOD MODEL YEAR 2010

DATE: Released 03-2019
 MODEL: FD
 PAGE: 4.3

GROUP
4



REF	PART NO.	DESCRIPTION	QTY	REF	PART NO.	DESCRIPTION	QTY
17	11360	Cable, Safety, Hood	1	28	32011	SHCS, 10-32 X 1", ZP.....	4
18	13094	Latch, FLEX Draw	2	29	32061	Bolt, SHCS, 1/4-20 X 1.75".....	4
19	17590	Clamp, Exhaust, 2 1/2 IN U-Bolt	1	30	36193	BRKT, HOOD LANDING, MY17 (USE WITH 36192 PAD).....	2
20	19061	Bolt, HHCS, 1/4"-20 X 3/4", SS	24	31	33606	4" RND, LED, Light, Back-Up	2
21	19109	Bolt, HHCS, 3/8"-16 X 1-1/2", PF, GR8	6	32	29380	Grill, Hood, 2007 W/Logo.....	1
22	19352	Nut, Lock, Top, 1/4"-20, ZP, GRC.....	4	33	32010	SHCS, 10-32 X 5/8", ZP.....	4
23	24993	Nut, Lock, Flange, 1/4"-20, GR8	24	34	32145	Shell, Hood, MY10.....	1
24	27017	Nut, Flange, 3/8"	2	35	40661	4" RND, LED, Stop/ Turn/ Tail, Light ...	4
25	30233	Light, License Plate LED.....	1	36	40663	4" Rubber Grommet.....	6
26	36192	PAD TALLER, HOOD REST MY17 (USE WITH 36193 BRACKET)	2	37	32147	Hood Rest, Plate, MY10	2
27	32009	Nut, NY Lock, 10-32, ZP	8	38	19045	Washer Flat 3/8" GR8 YZ.....	8
				39	33672	U-Bolt, Hood Lift	1
				*	34815	ASSY, HOOD, MY15 (STD LIGHTS)	

WHEN ORDERING PARTS, SPECIFY MODEL NUMBER, SERIAL NUMBER AND DESCRIPTION OF PARTS REQUIRED

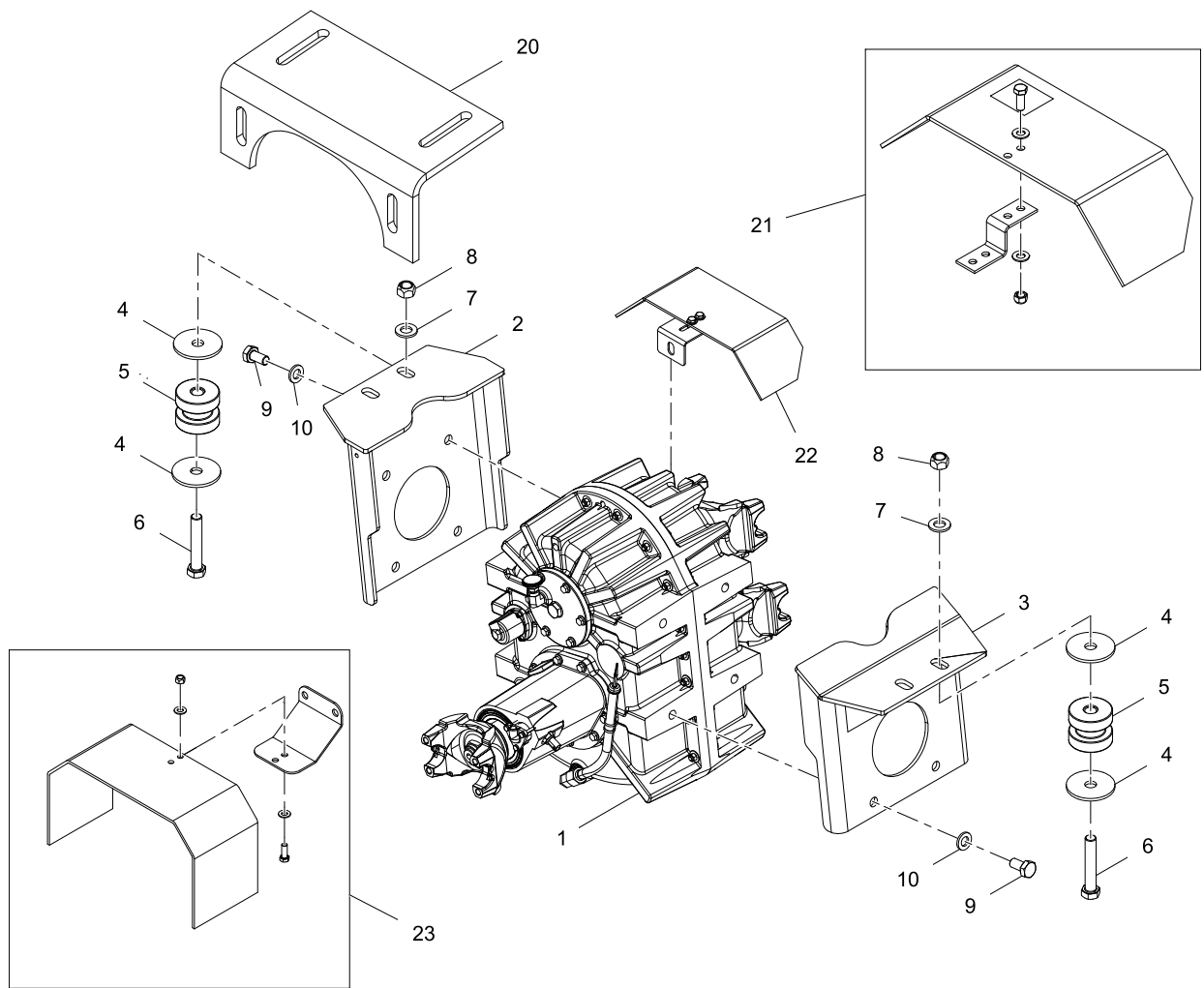


HOOD MODEL YEAR 2010

DATE: Released 03-2019
 MODEL: FD
 PAGE: 4.4

GROUP
4

POWER TRANSFER



REF	PART NO.	DESCRIPTION	QTY	REF	PART NO.	DESCRIPTION	QTY
1	12905	T-Case, Cushman, 2SPD, 1:1.....	1	12*	19127	Bolt, HHCS, 1/4"-20 X 1", GR8.....	1
	36403	T-Case,Avtec,2-SPD,1:1&2.5:1	1	13*	19053	Washer, Flat, 1/4", SAE, ZP.....	2
2	33495	WDMT, T-Case MNT, Cushman CB SD, MY13 (Used On FD3000, FD4000, FDB4000, FD000GL).....	1	14*	19352	Nut, Lock, Top, 1/4"-20, ZP, GRC	1
	33796	WDMT, Bracket, T-Case, Straight (Used On FD6000MS, FDB5000, FDB6000, FDB7000).....	1	15*	28607	FTG,PTC,90°EL,3/8"NPTx1/4"Tube...2	
				16*	33654	FTG,PTC,T,3/8" NPTx1/4"x1/4"Tube..	1
				17*	13080	FTG,M-Branch T, 3/8" PTx3/8" FPT ...	1
				18*	16915	Strap, Driveline	6
				19*	19345	Bolt, C-Bore W/Pitch,1/2"-20 x 1".....	12
3	33497	WDMT, T-Case MNT, Cushman RDSD, MY13 (Used On FD3000, FD4000, FDB4000, FD000GL).....	1	20	11241	BRKT, Mount, Center Bearing	1
	33796	WDMT, Bracket, T-Case, Straight, (Used On FD6000MS, FDB5000, FDB6000, FDB7000)	1	21	26965	ASSY, Grease Shield, Rear	1
				*	11260	BRKT, GREASE SHEILD	1
				*	24060	SHIELD, PLASTIC.....	1
				22	34526	ASSY, Grease Shield, T-Case, 2013 ..	1
				*	33829	BRACKET,GREASE SHIELD,MY12 ..	1
				*	24060	SHIELD, PLASTIC.....	1
4	29368	Washer, Snub, Isolator,Eng,Rear,'07 ...	8	23	35343	ASSY, Grease Shield, Transmission ..	1
5	29369	Isolator, Mnt, Engine, Rear, EPA-07	4	*	24289	BRKT,GREASE SHIELD,TRANS.....	1
6	30344	Bolt, HHCS, 7/8"-9 X 5", PF, GR8.....	4	*	24071	SHIELD,TRANSFER CASE	1
7	19075	Washer, Structural, 7/ 8", ASTM, A325, PF.....	4				
8	40051	Nut, Lock, Top, 7/8"-9, ZP, GRC	4	*	19345	BOLT,CBORE w/PITCH,1/2"-20 X 1"	
9	19200	Bolt, HHCS, 3/4-10 X 1-1/2, GR8	8	*	16915	STRAP,DRIVELINE	
10	19039	Washer, Flat, 3/4 A325.....	8	*	34915	KIT,HARDWARE,T-CASE MNTG,2013	
11*	19557	Valve, DBL Check W/Leg.....	1				

*ITEMS 11 TO 19 ARE NOT SHOWN IN THE ILLUSTRATION
 WHEN ORDERING PARTS, SPECIFY MODEL NUMBER, SERIAL NUMBER AND DESCRIPTION OF PARTS REQUIRED




TRANSFER CASE, TEREX

DATE: Released 03-2019
 MODEL: FD
 PAGE: 5.1

GROUP
5

CAB



REF	PART NO.	DESCRIPTION	REF	PART NO.	DESCRIPTION
1	33509	Cab, STD, Shell, MY13	14	28250	Blade, HDCF, 20"
	34081	Cab, Workspace, Shell, MY13	15	29094	Wiper, Arm W/Sprayer ASSY
2	34532	Isolator, Cab, Barry Controls 43003-3	16*	19906	Bottle Washer 14 OZ
	35565	Isolator, WS Cab, Barry Controls 44003-4	17	29981	ASSY, Heat/Defrost/AC, STD Cab
3	19163	Bolt, HHCS, 5/8" -11 X 4", GR8		29982	ASSY, Heat/Defrost, STD Cab
4	19332	Washer, Flat 0.668 X 2 X 0.125 SPCL		28817	ASSY, HVAC, Heat/Defrost, WRKSPC Cab
5	19351	Nut, Lock, Top, 5/8" -11, ZP, GRC		28818	ASSY, HVAC, Heat/Defrost/AC, WRKSPC Cab
6	23898	Washer, 11/16" X 2-1/2" X 3/16"	18	33474	Brake Valve Assembly
7	30903	Guard/bracket, Switch, Electric/HYDR	19	24327	ASSY, Control Manifold, ELEC/HYD, 3-Spools
8	30872	Placard, Select/HYDR Controls External		31210	ASSY, Control Manifold, ELEC/HYDR, 2-Spools
9	24056	1NT1-7 MICRO SWITCH TOGGLE			
10	20041	Horns, ELECHI & LO			
11	33525	Horn, Air, Cab, MY13			
12	16870	Antenna, Radiomast, Rubber			
13	19976	Motor, Wiper w/Dynamic park, STD Cab			
	28251	ASSY, Motor, Unitized, WRKSPC Cab			

* ITEM 16 IS NOT SHOWN IN THE ILLUSTRATION

WHEN ORDERING PARTS, SPECIFY MODEL NUMBER, SERIAL NUMBER AND DESCRIPTION OF PARTS REQUIRED



CAB EXTERIOR

DATE: Released 03-2019
 MODEL: FD
 PAGE: 6.1

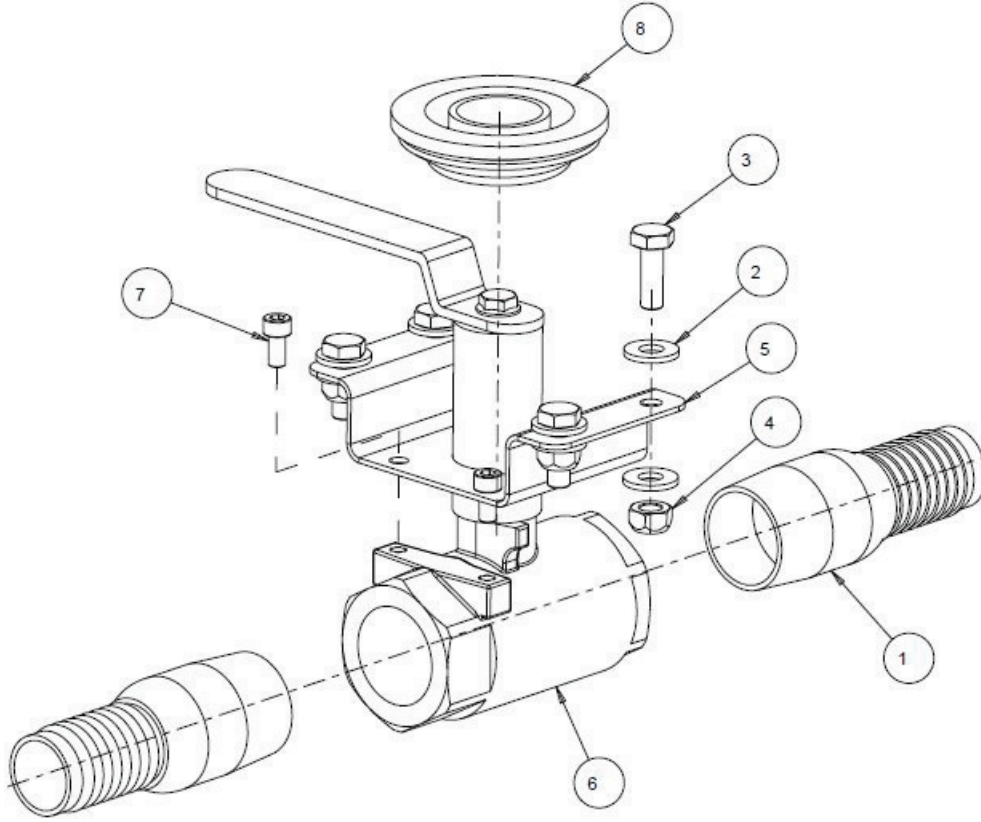
GROUP
6



REF	PART NO.	DESCRIPTION	REF	PART NO.	DESCRIPTION
1	19747	Column, Tilt Steering, Douglas (Standard Cab)	14*	11419	Clamp, Hose, 1-5/16 To 2-1/4
	28341	Column, Steering, 2006 (Workspace Cab)	15*	28951	Hose, Duct, Smooth Bore, 2.5" (Workspace Cab)
2	19901	Wheel, Steering, 18"	16*	28950	Clamp, Worm, 1-9/16" X 2-1/2" (Workspace Cab)
3	15739	Button, Horn	17*	29371	Handle, Cab Access, Work Space
4*	19904	BRKT, U, Steering Column	18	28885	Seat, Driver, High-Back, Cloth, Black
5	33669	Retainer, Steer Shaft Bellows, MY12		28886	Seat, Driver, High-Back, Vinyl, Black
6	13914	Boot, Steering Column, Rubber	19*	34272	Seat Belt, 3 Point, Driver, W/Alarm
7	33508	Driveshaft, Steering, MY13		27299	Seat Belt, Driver
8	32693	Pedal, Throttle, DD13, Hanging	20*	28212	Seat, Trainer, Vinyl (Workspace Cab)
8	31170	Pedal, Throttle, Cummins, Hanging	21*	28300	Seat Belt, Passenger (Workspace Cab)
9	33474	Kit, Brake, Treadle Valve, MY12	22	26958	SWITCH,TURN SIGNAL(SERV ON)
10*	19647	Hook, Coat, Cab		31326	SWITCH,TURN SIGNAL
11	11989	Fan, Cab	23*	19905	MODULE,WIPER,CAB,2000
12	23602	Bracket, Fan		21860	MODULE,SWITCH,TURN SIGNAL,DRL
13*	14474	Hose, Defroster, Duct, Cab		35477	MODULE, DRL, LED HEADLIGHTS

* ITEMS 4, 10, 13 TO 17, 19, 20, 21 & 23 ARE NOT SHOWN IN THE ILLUSTRATION

WHEN ORDERING PARTS, SPECIFY MODEL NUMBER, SERIAL NUMBER AND DESCRIPTION OF PARTS REQUIRED



REF	PART NO.	DESCRIPTION	REF	PART NO.	DESCRIPTION
1	17356	FTG, HOSE BARB, DIXON, 1"	6	35443	VALVE, BALL, SS SHAFT & BALL, EXT
2	19053	WASHER, FLAT, 1/4", SAE, ZP	7	35444	SHCS, 10-24 X 3/8"
3	19061	BOLT, HHCS, 1/4"-20 X 3/4", SS	8	35445	SEAL, SHAFT, 1.05 ID x 2.0 OD
4	19352	NUT, LOCK, TOP, 1/4"-20, ZP, GRC	*	35608	COVER, WATER VALVE DELETE, MY16
5	35388	BRACKET, WATER VALVE, BALL, CAB	*	35446	ASSY, MANUAL WATER VALVE, MY16

*

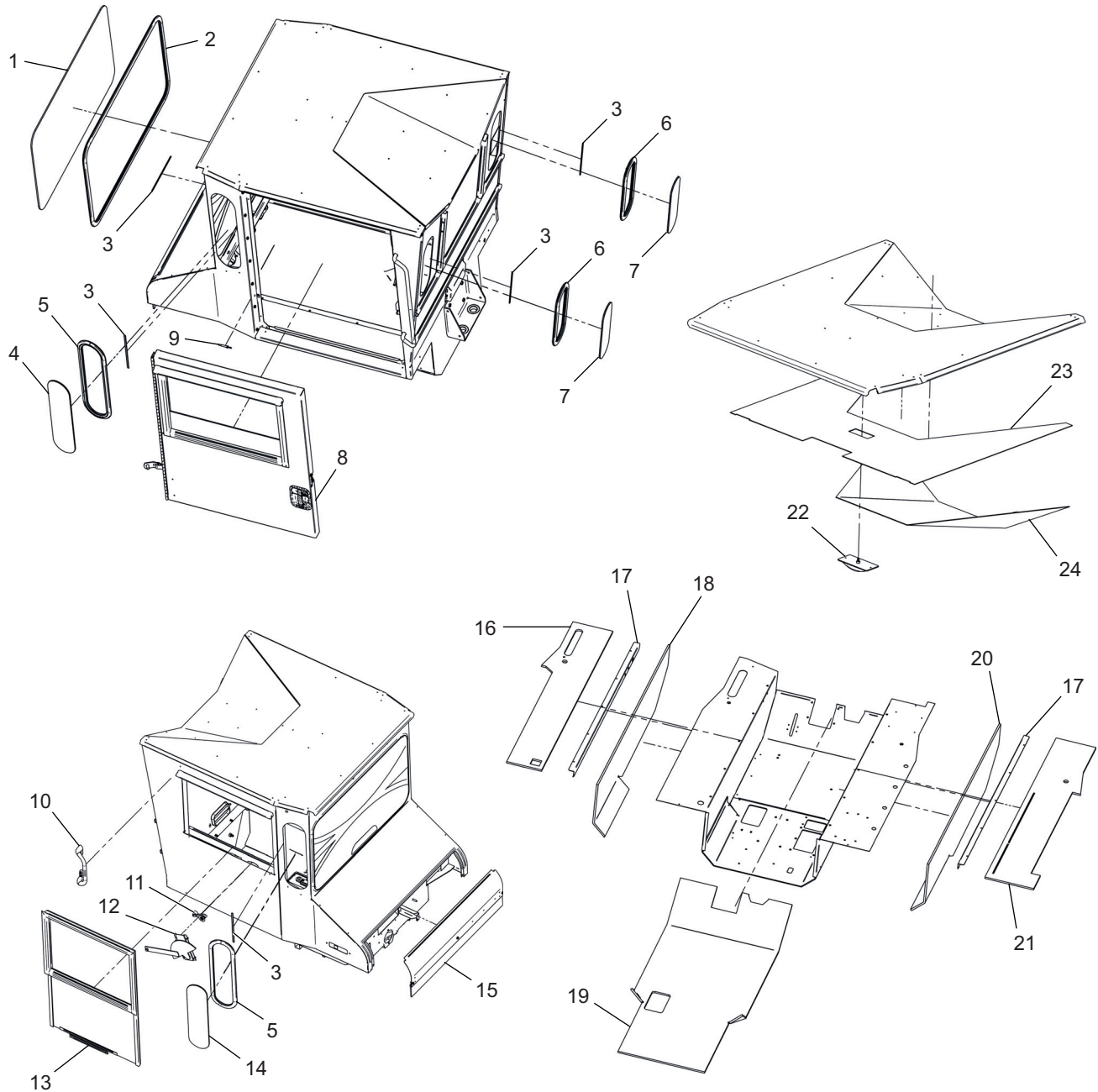
WHEN ORDERING PARTS, SPECIFY MODEL NUMBER, SERIAL NUMBER AND DESCRIPTION OF PARTS REQUIRED



KIT, MANUAL WATER VALVE

DATE: Released 03-2019
 MODEL: FD
 PAGE: 6.3

GROUP
6



REF	PART NO.	DESCRIPTION
1	36432	Windshield
2		Gasket, Mounting, Windshield
3		Gasket Locking Strip
4	30252	Window, Front Side Porthole, LS
5		Gasket, Mounting, Front Side Portholes
6		Gasket, Mounting, Rear Porthole
7	28887	Window, Rear Porthole
8		Door Assembly
9		Adjustable Door Switch
10		Handle, Grab, Black Foam
11		Handle, Regulator
12	31682	Regulator, RH

REF	PART NO.	DESCRIPTION
13		Window, W/Frame, RS
14	30251	Window, Front Side Porthole, RS
15	37351	Cover, Cab Nose Assy, Post-2012 STD
*	37149	Rubber, Nose Cover, STD Cab
16	30245	Floor Mat, Kick Panel, L.H
17	30246	Angle, Floor Mat Retainer
18	30243	Floor Mat, Stepwell, LH
19	35763	Floor Mat, Main
20	30244	Floor Mat, Kick Panel, RH
21	30242	Floor Mat, Stepwell, RH
22	35764	Light, Dome
23		Headliner, Cab
24		Headliner, Barrel Section

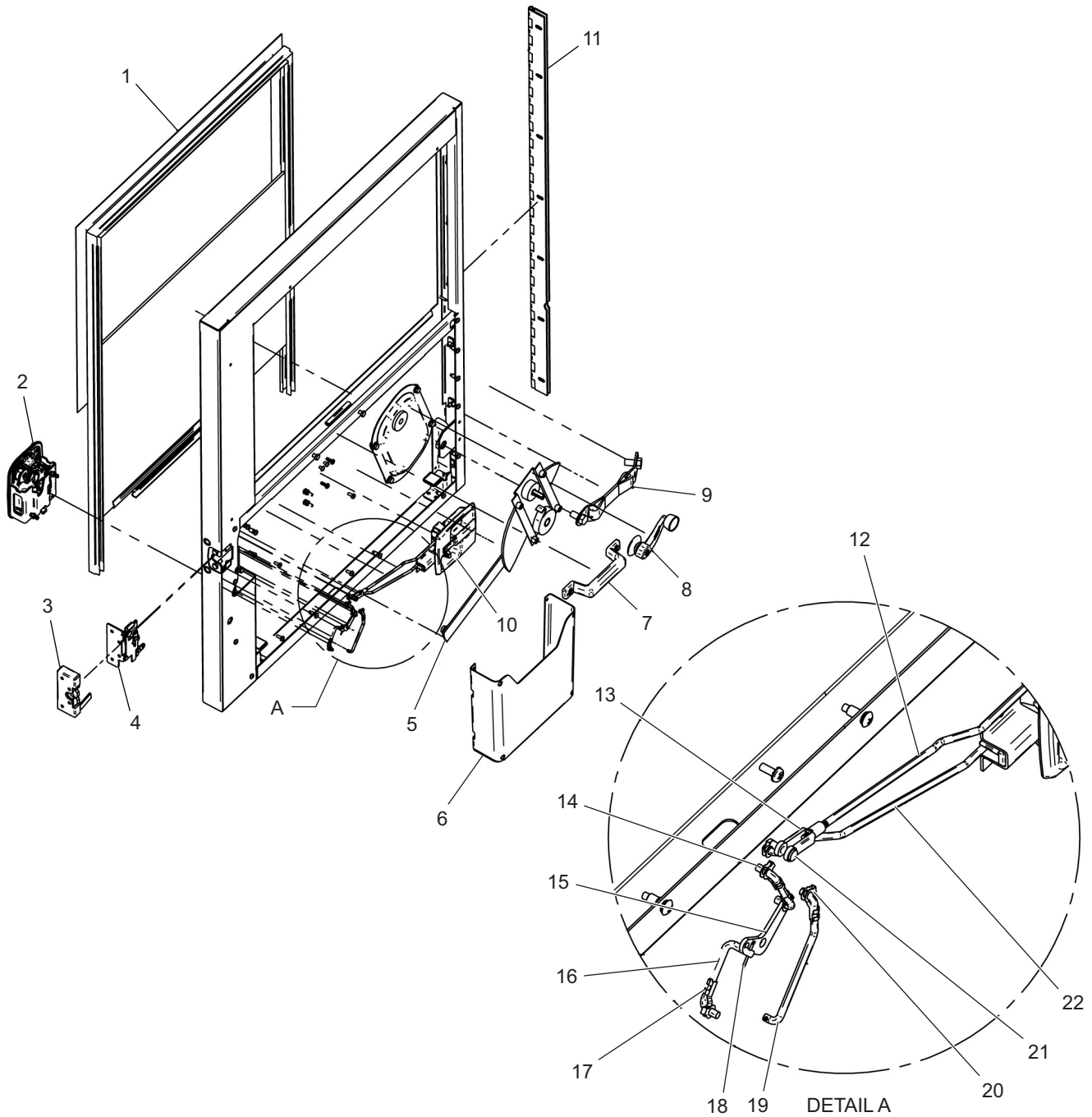
WHEN ORDERING PARTS, SPECIFY MODEL NUMBER, SERIAL NUMBER AND DESCRIPTION OF PARTS REQUIRED



STANDARD CAB COMPONENTS

DATE: Released 03-2019
 MODEL: FD
 PAGE: 6.4

GROUP
6



REF	PART NO.	DESCRIPTION
1	34779	Window, W/Frame, Driver Door
2	34073	Handle, Pull, Locking
3	34072	Latch, Rotary, LH
4		Linkage Assembly
5	31681	Regulator, LH
6	29362	Document Holder
7	28430	HANDLE, DOOR, PULL, 9", BLK
8	31684	Handle, Regulator
9	29086	Belt, Door Assembly
10	36019	Handle, Inside Locking, LH
(A)	34620	ASSY, DOOR RELEASE HANDLE
11	37148	Hinge, Standard Cab
12	35366	Rod, Linkage, Inner Latch

REF	PART NO.	DESCRIPTION
13	37348	Yoke, End, 1.56" Long
14	37349	Rod, Linkage, Outer Lock/Latch
15	36060	Pivot, Lock Linkage
16	36061	Rod, Linkage, Outer Latch
17	36062	Clip, Linkage, RH
18	36063	Cotter Key, 0.062 X 0.75 Long
19	36064	Rod, Linkage, Outer Latch
20	36065	Clip, Linkage LH
21	36066	Pin, Clevis, 0.188 X 0.56
22*	35365	Rod, Linkage, Inner Lock (Kidron)
	36067	Rod, Linkage, Inner Lock
23*	37057	Panel, Door, Interior, LH STD Cab
24*	37302	Striker, Door, Cab, Long MY13

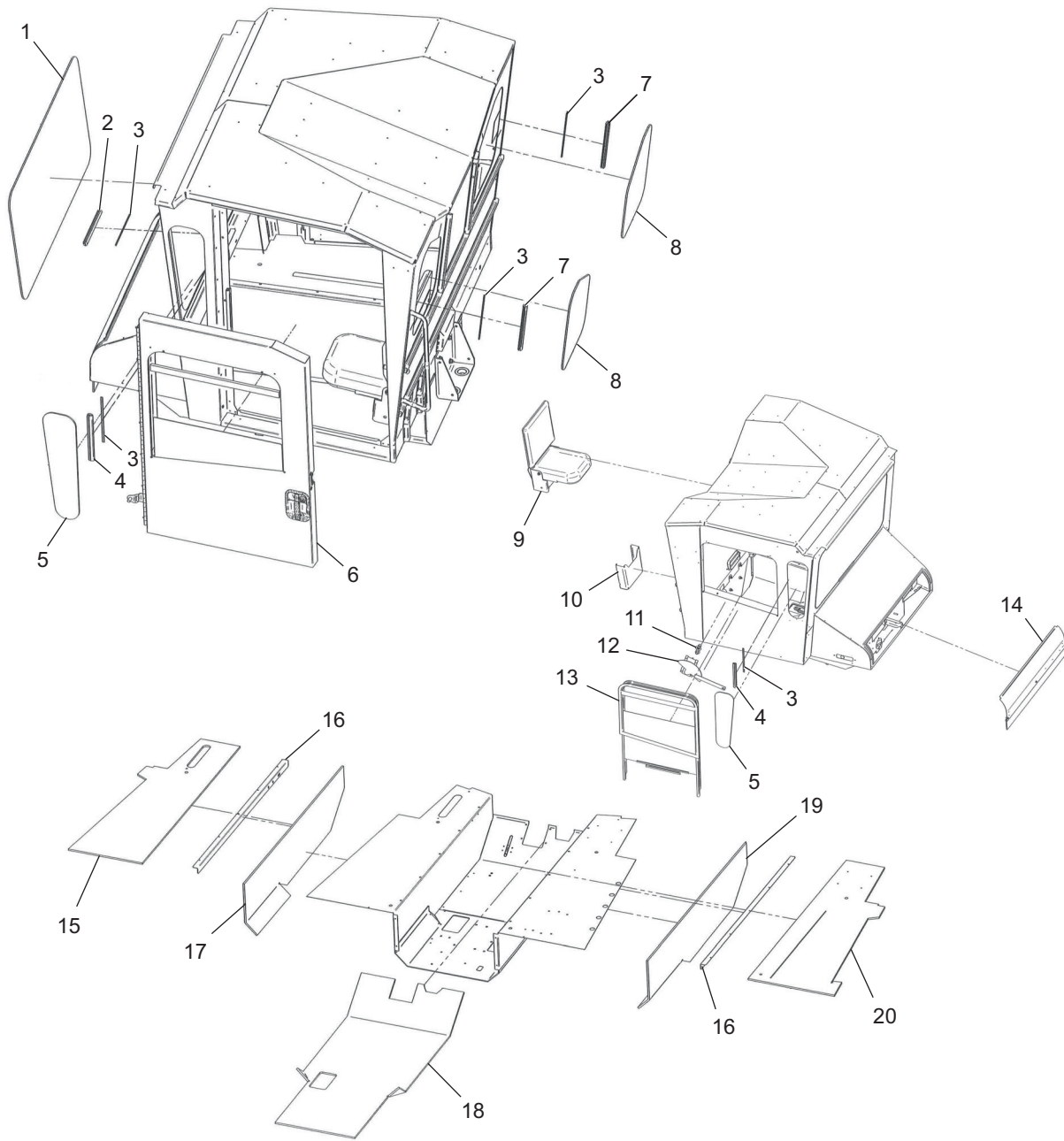
WHEN ORDERING PARTS, SPECIFY MODEL NUMBER, SERIAL NUMBER AND DESCRIPTION OF PARTS REQUIRED



STANDARD CAB DOOR ASSY

DATE: Released 03-2019
 MODEL: FD
 PAGE: 6.5

GROUP
6



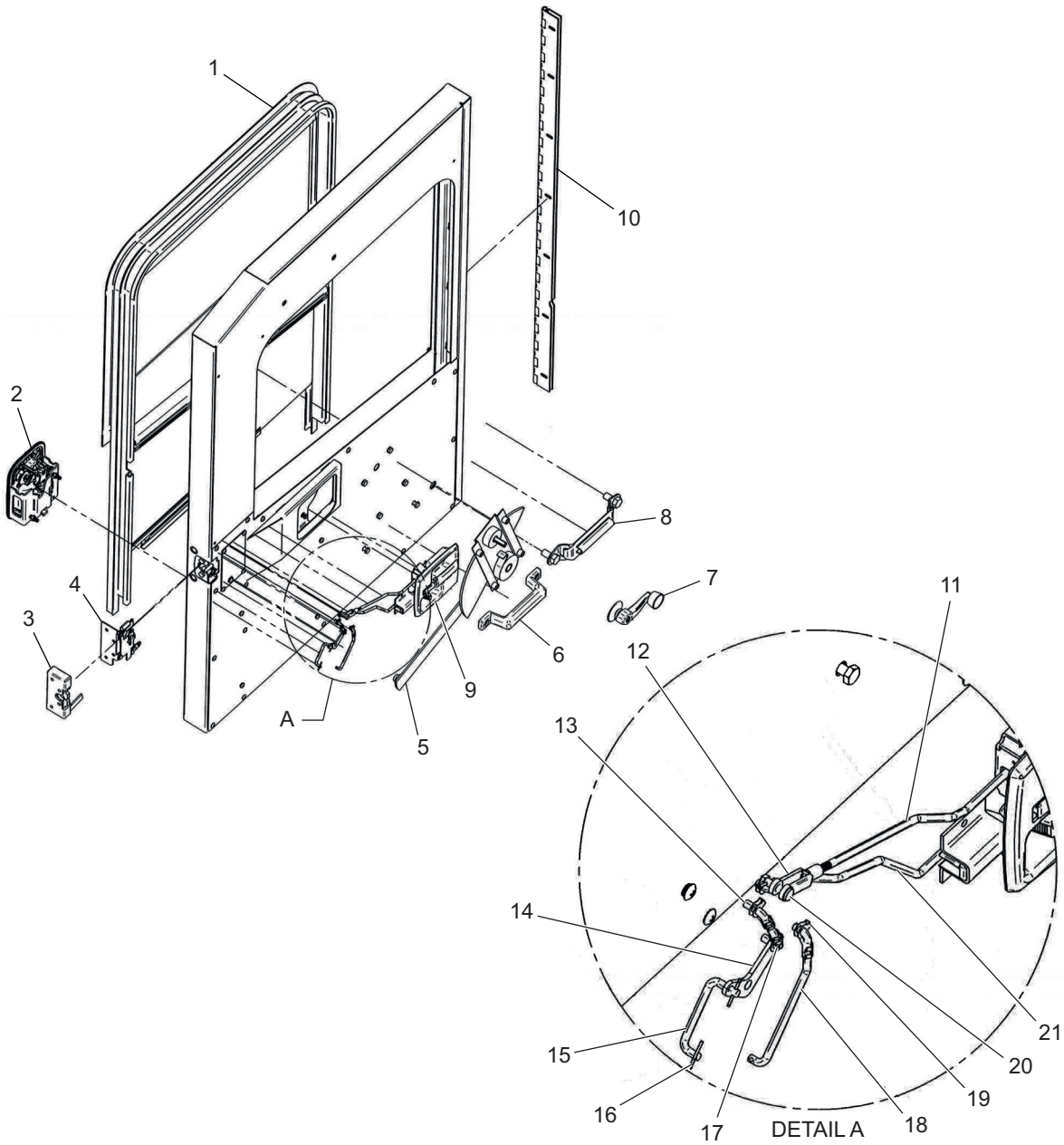
REF	PART NO.	DESCRIPTION	REF	PART NO.	DESCRIPTION
1	36433	Glass, Windshield	11		Handle, Regulator, Black
2		Rubber, Glass Mounting, Windshield	12	31682	Regulator, LH
3		Rubber, Glass Mounting Lock Strip	13		Window, Frame & Glass, LH
4		Rubber, Glass Mounting, Side, Front	14		Cover, Nose ASSY, Workspace
5		Glass, Side, Front	15		Floor Mat, Street Side
6		Door Assembly	16		Angle, Floor Mat, Retainer
7		Rubber, Glass Mounting	17		Floor Mat, Kick Panel, STSD
8		Glass, Rear	18		Floor Mat, Main
9	28212	Seat, Passenger, Vinyl	19		Floor Mat, Kick Panel, CBSD
10		Document Holder	20		Floor Mat, Curb Side

WHEN ORDERING PARTS, SPECIFY MODEL NUMBER, SERIAL NUMBER AND DESCRIPTION OF PARTS REQUIRED



WORKSPACE CAB COMPONENTS

DATE: Released 03-2019
 MODEL: FD
 PAGE: 6.6



REF	PART NO.	DESCRIPTION
1	35576	Window, Frame & Glass, LH
*	35577	Window Glass, WS Cab Door
2	34073	Handle, Pull, Locking
3	34072	Latch, Rotary, LH
4		Linkage Assy, RH
5	31681	Regulator, LH
6	28430	HANDLE,DOOR,PULL,9",BLK
7		Handle, Regulator, Black
8		Belt, Door Strap ASSY, w/Pocket
9	36019	Handle, Inside Locking, LH
10	37148	Hinge, Standard Cab

REF	PART NO.	DESCRIPTION
11	35366	Rod, Linkage, Inner Latch
12	37348	Yoke End, 1.56 Long x 10-32 UNF
13	37349	Rod, Linkage, Outer Lock/Latch
14	36060	Pivot, Lock Linkage
15	36061	Rod, Linkage, Outer Lock
16	36062	Cotter Key, 0.062 x .75 long
17	36063	Clip, Linkage, RH
18	36064	Rod, Linkage, Outer Latch
19	36065	Clip, Linkage, LH
20	36066	Pin, Clevis, S 0.188 x 0.56 Grip
21	36067	Rod, Linkage, Inner Lock

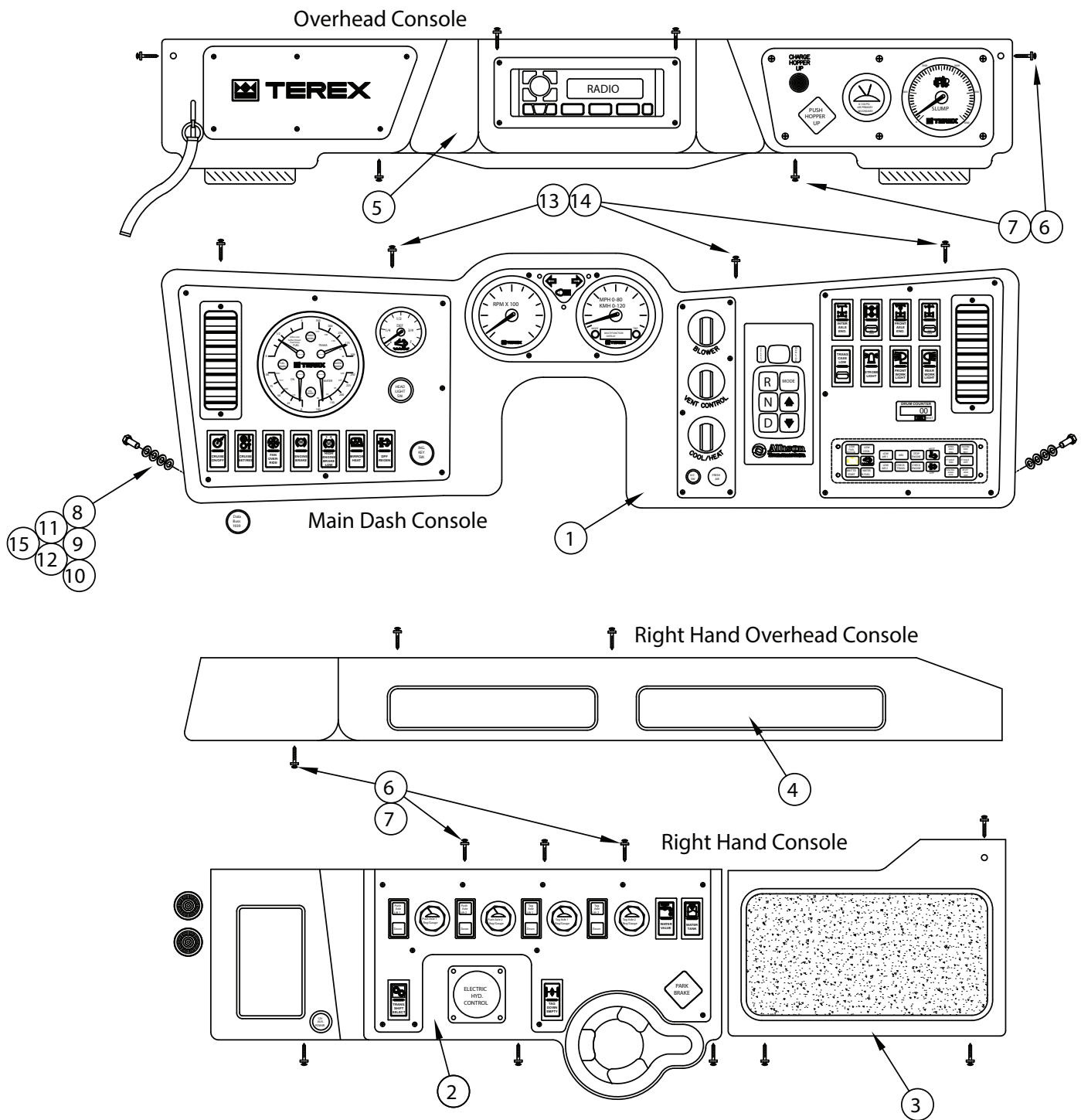
WHEN ORDERING PARTS, SPECIFY MODEL NUMBER, SERIAL NUMBER AND DESCRIPTION OF PARTS REQUIRED



WORKSPACE CAB DOOR ASSY

DATE: Released 03-2019
 MODEL: FD
 PAGE: 6.7

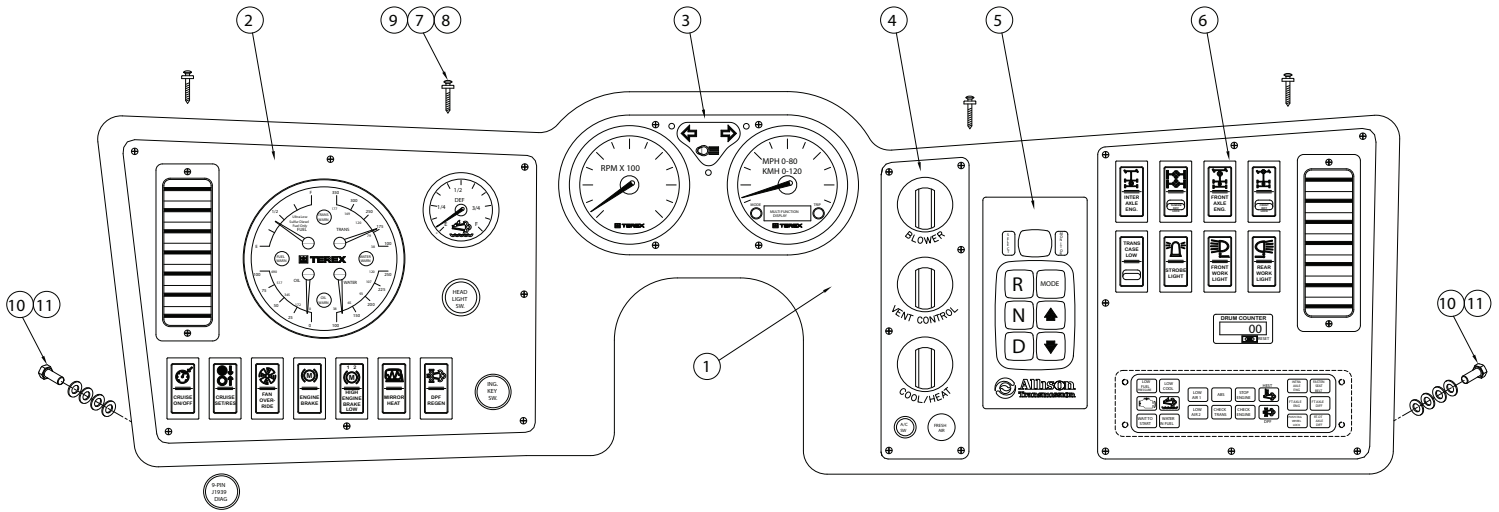
GROUP
6



REF	PART NO.	DESCRIPTION	REF	PART NO.	DESCRIPTION
1	35000	DASH, FORWARD ASSY,STD,GHG17			(PICK TWO SPACERS)
2	35001	CONSOLE,RT AUX ASSY,STD,GHG17	8	30141	SPACER, NYLON, 1/2"ODx1/4"ID x 1/4"
3	29932	ASSY,CONSOLE,TRAY,RH,2007	9	30142	SPACER, NYLON, 1/2"ODx1/4"ID x 3/8"
4	29933	Assy, Console, Overhead, RH, 2007	10	30143	SPACER, NYLON, 1/2"ODx1/4"ID x 1/2"
5	32500	Assy, Console, Overhead, STD, MY12	11	30144	SPACER, NYLON, 1/2"ODx1/4"ID x 5/8"
6	28427	SCREW,OHSM,#10 X 1",SS,BLK	12	30145	SPACER, NYLON, 1/2"ODx1/4"ID x 3/4"
7	28428	WASHER,FINISH,#10,SS,BLK	13	19029	BOLT, HHCS, 1/4"-20 X 1",SS
			14	19025	NUT,HEX,1/4-20 S/S
			15	19175	BOLT, HHCS, 1/4"-20 X 1-1/2", PF,GR8

WHEN ORDERING PARTS, SPECIFY MODEL NUMBER, SERIAL NUMBER AND DESCRIPTION OF PARTS REQUIRED

	DASH, COMPLETE, 2018 STD CAB	DATE: Released 03-2019	GROUP 6
		MODEL: FD	
		PAGE: 6.8	



NOTES:
 1. USE ITEM 11 AS REQUIRED TO SHIM
 DASH TO CAB MOUNTING GAP.
 2. 9-PIN J1939 DIAG CALLED OUT ON WIRE HARNESS

REF	PART NO.	DESCRIPTION	REF	PART NO.	DESCRIPTION
1	29920	SHROUD,DASH,FORWARD,2007	6	35003	PANEL,DASH,CONTROLS,STD,GHG17
2	35002	Panel, Dash, Gauge Assy,STD,GHG17	7	28428	WASHER,FINISH,#10,SS,BLK
3	35062	PANEL,GAUGE ASSY,500KB SPEEDO	8	19926	SWITCH,1-2-3,HI-MED-LOW,JAKE
4	29925	Assy,Panel,Dash,Climate Controls,2007	9	19140	NUT,KEPS,10-32,GR2,ZP
5	34034	Shift/Selector,Allison,Gen5,6-Spd,M	10	19175	BOLT,HHCS,1/4"-20 X 1-1/2",PF,GR8
			11	19053	WASHER, FLAT, 1/4", SAE, ZP

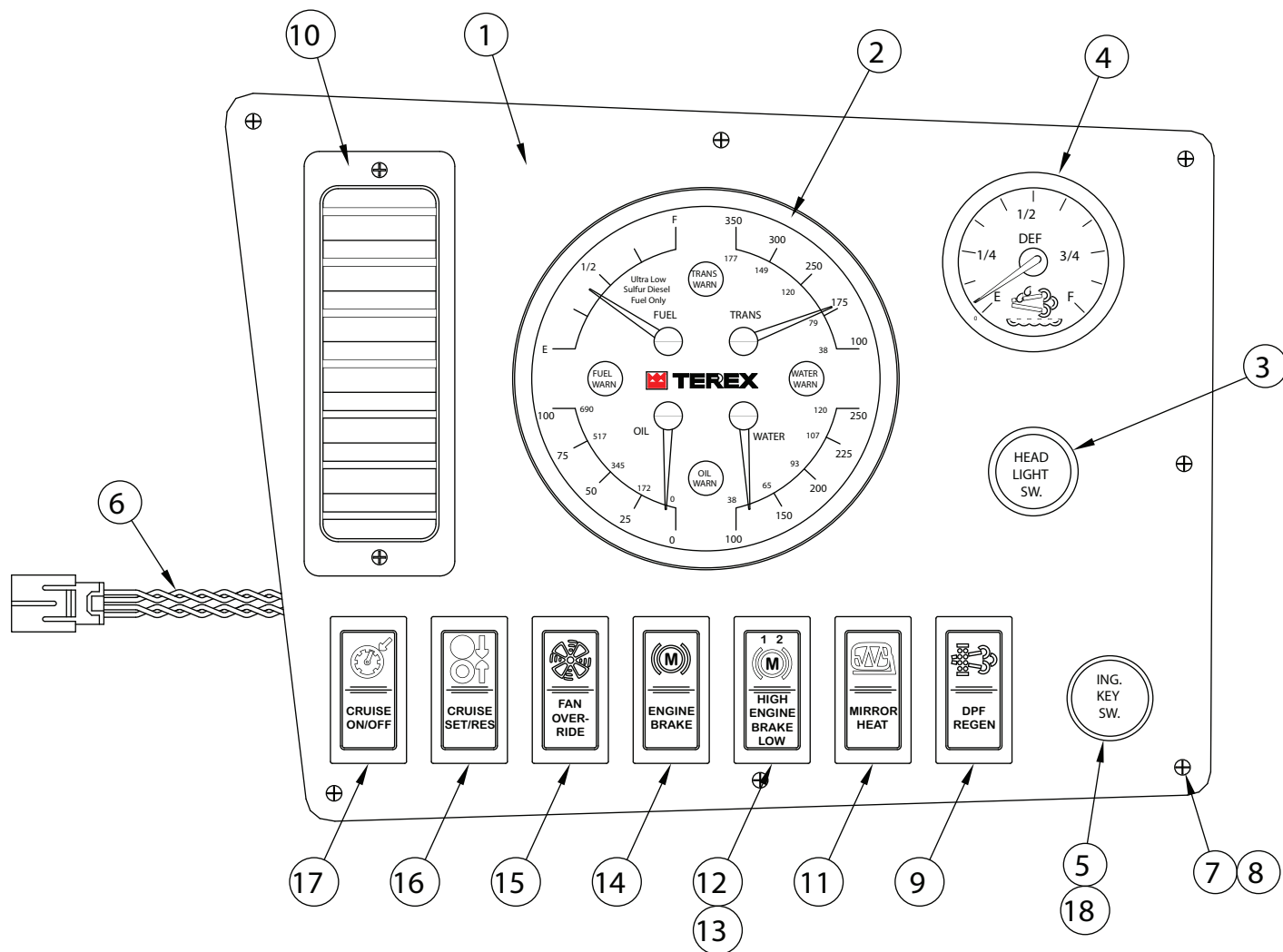
WHEN ORDERING PARTS, SPECIFY MODEL NUMBER, SERIAL NUMBER AND DESCRIPTION OF PARTS REQUIRED



**DASH, FORWARD ASSY,
2018 STD CAB**

DATE: Released 03-2019
 MODEL: FD
 PAGE: 6.9

GROUP
6



REF	PART NO.	DESCRIPTION	REF	PART NO.	DESCRIPTION
1	31536	PANEL,DASH,GAUGE,STD,MY13	10	28065	VENT,A/C
2	31530	Gauge, 4 In 1, ACTIA	11	28044	Switch, DPST, 2-POS Mirror Heat
3	28038	Switch, Headlights/Dome	12	28046	Switch, DPST, 2-POS Engine Brake
4	32085	Gauge, DEF, 2.0", MY1 0	13	28047	Switch, DPST, 3-POS Engine Brake
5	28039	Switch, Ignition Key	14	28048	SWITCH,BRAKE,ON/OFF
6	28112	Harness, Gauge, Interconnect, Data 7"	15	28050	Switch, Engine Fan
7	28062	NUT,TINNERMAN	16	28051	Switch, Cruise, Set/Resume
8	28063	SCREW	17	28052	SWITCH,CRUISE,ON/OFF
9	30981	Switch, RKR, 2-POS, REGEN On-Off	18	28060	Nut, Boot, Mounting, Ignition Switch

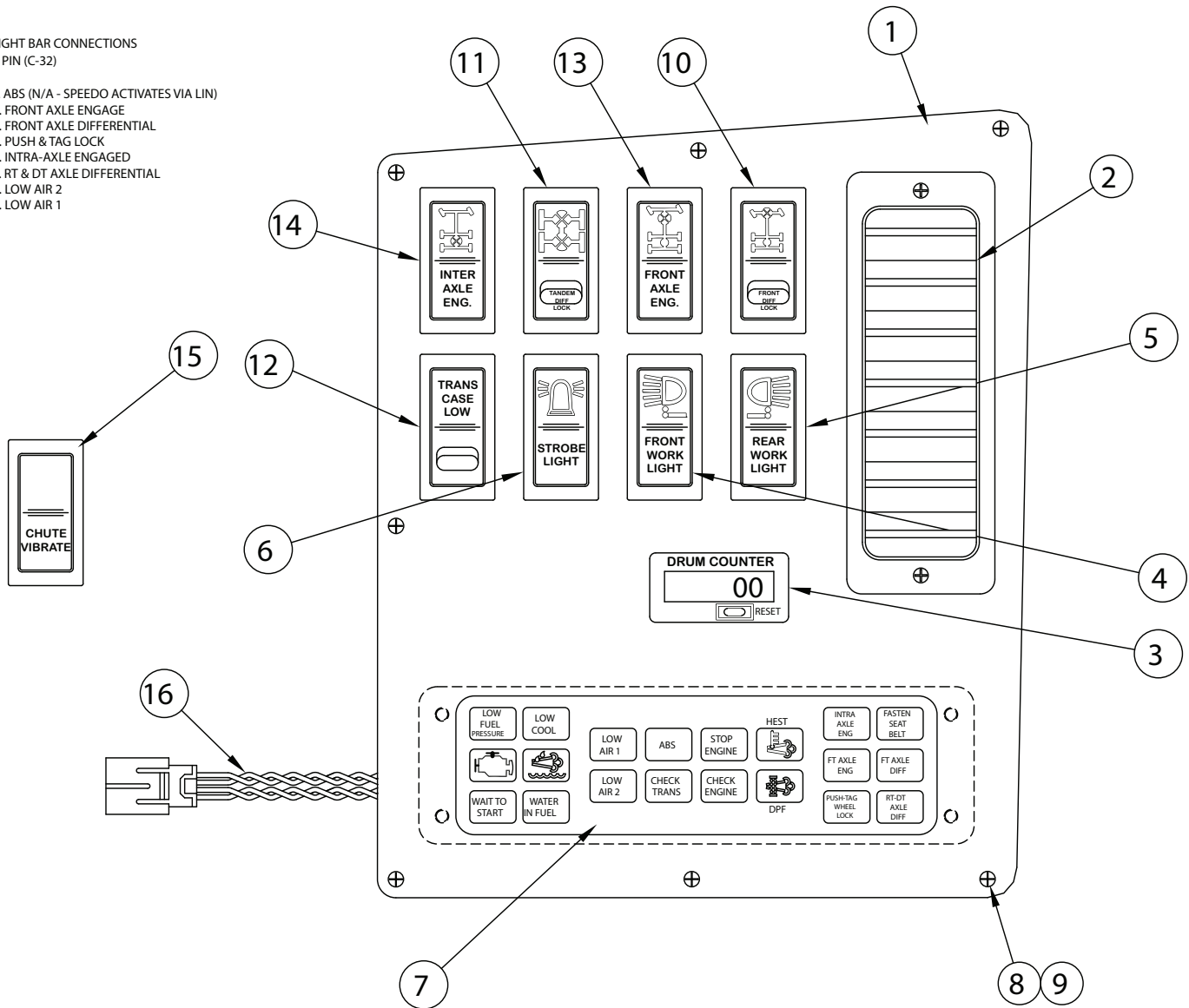
2020 trucks Regen (and all) switches- need VIN, they differ, need BOM

WHEN ORDERING PARTS, SPECIFY MODEL NUMBER, SERIAL NUMBER AND DESCRIPTION OF PARTS REQUIRED

	GAUGE PANEL, DASH, 2018 STD CAB	DATE: Released 03-2019	GROUP 6
		MODEL: FD	
		PAGE: 6.10	

LIGHT BAR CONNECTIONS
8 PIN (C-32)

- 1. ABS (N/A - SPEEDO ACTIVATES VIA LIN)
- 2. FRONT AXLE ENGAGE
- 3. FRONT AXLE DIFFERENTIAL
- 4. PUSH & TAG LOCK
- 5. INTRA-AXLE ENGAGED
- 6. RT & DT AXLE DIFFERENTIAL
- 7. LOW AIR 2
- 8. LOW AIR 1



REF	PART NO.	DESCRIPTION	REF	PART NO.	DESCRIPTION
1	31537A	Panel, Dash, Controls, STD, MY13	9	28063	SCREW
2	28065	Vent, A/C	10	28077	Switch, Air, Front DIFF W/ Lock
3	34337	DISPLAY DRUM COUNTER	11	28076	Switch, DIFF, Lock, Tandem
4	28041	Switch, SPST, 2-POS, Front Light	12	28075	Switch, Transfer Case, High/Low
5	28042	Switch, SPST, 2-POS, Rear Light	13	28074	Switch, Engage, Axle, Front
6	28043	Switch, SPST, 2-POS, Strobe Light	14	28073	Switch, Engage, Axle, INTER
7	32087	Gauge, Light Bar, MY10	15	28080	Switch, Air, Chute Vibrate
8	28062	NUT, TINNEMAN	16	31527	Harness, LIN, 48.0"

WHEN ORDERING PARTS, SPECIFY MODEL NUMBER, SERIAL NUMBER AND DESCRIPTION OF PARTS REQUIRED

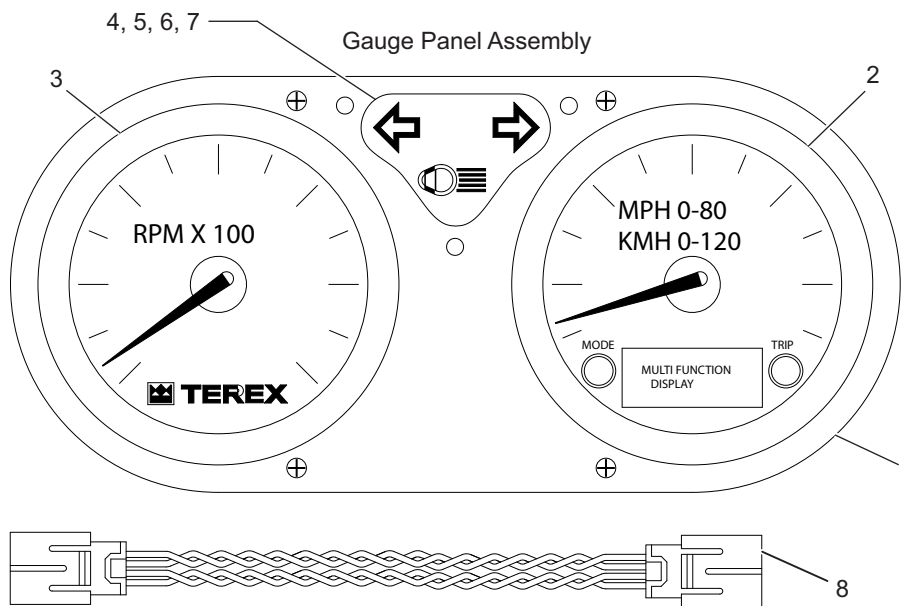
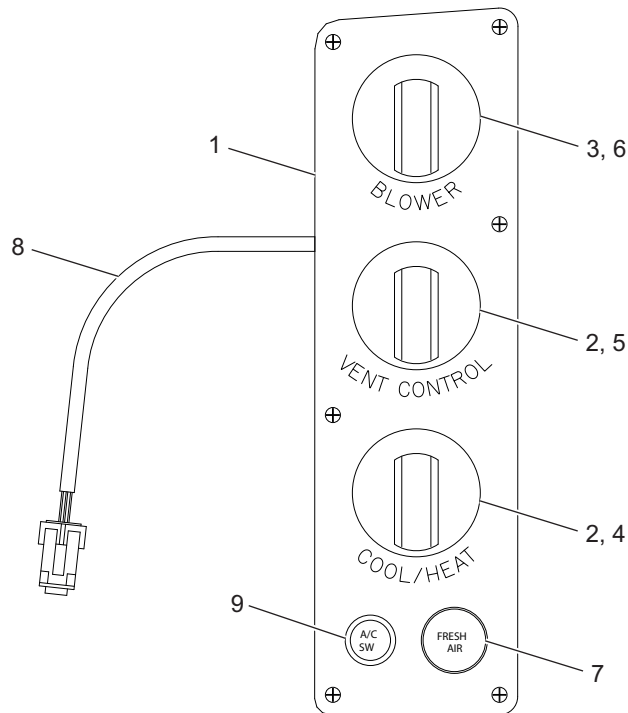


**DASH PANEL CONTROLS,
2018 STD CAB**

DATE: Released 03-2019
MODEL: FD
PAGE: 6.11

GROUP
6

Climate Controls Assembly



REF	PART NO.	DESCRIPTION	REF	PART NO.	DESCRIPTION
	29925	ASSY, PANEL, DASH, CLIMATE CONTROLS		35062	PANEL, GAUGE ASSY, 500KB SPEEDO
1	29926	Panel, Climate Control, 2007	1	31535	Panel, Dash, Center, STD, 2009
2	28053	Control, Rotary	2	35061	SPEEDO, 500KB DATA, ACTIA
3	28054	Switch, Blower, Vent	3	31533	Gauge, Tachometer, ACTIA
4	28055	Knob, Cool/Heat	4	28115	Panel, Legend, Turn Signal/High Beam
5	28056	Knob, Control, Vent	5	28118	Sockets, Light, Double Wire
6	28057	Knob, Blower	6	28119	Bulb, Light, LED, Green
7	30074	Cable, 51" Climate Control, Fresh Air	7	28120	Bulb, Light, LED, Blue
8	30073	Light ASSY, LED Back Light, Climate Controls	8	31525	Harness, LIN, 12.0"
9	35589	Switch, A/C	9	28062	NUT, TINNEMAN
			10	28063	SCREW

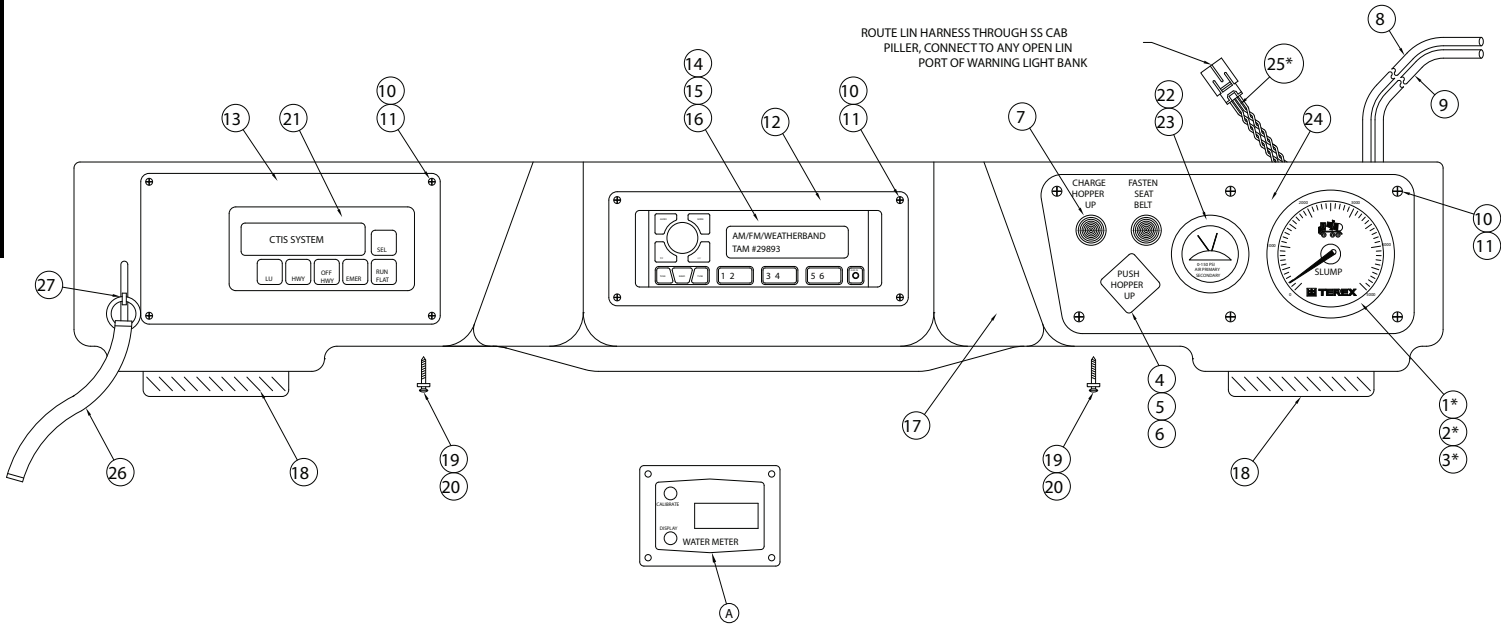
WHEN ORDERING PARTS, SPECIFY MODEL NUMBER, SERIAL NUMBER AND DESCRIPTION OF PARTS REQUIRED



CLIMATE CONTROLS & GAUGE PANEL

DATE: Released 03-2019
 MODEL: FD
 PAGE: 6.12

GROUP
6



REF	PART NO.	DESCRIPTION	REF	PART NO.	DESCRIPTION
1	31531	Gauge, Slump, Electronic, ACTIA	14	23466	Radio, W/CD
	*34656	Gauge, Slump, Elec, Standalone, (Gliders)	15	*Not Used*	
2	*15107	Gauge, Slump, 0-5000PSI, Hyd (Pre-2013)	16	*Not Used*	
3	*40842	ADAPTER, FEM PIPE X 37 DEG, 4-4	17	29935	Shroud, Overhead, MY13
4	16799	Valve, Flip Hopper/Parking Brake	18	34972	Speaker, 5-1/4" DIA (Pair)
5	11968	Label, Lift Hopper Valve	19	28428	WASHER, FINISH, #10, SS, BLK
6	28090	FTG, EL, Push To CONN, 1/8" NPT X 1/4"	20	28427	SCREW, OHSM, #10 X 1", SS, BLK
7	28438	Light, Warning, Amber	21	*Not Used*	
8	28142	TUBE, AIR, BLACK, 1/4"	22	28109	Gauge, Air, Primary/Secondary
9	28686	TUBE, AIR, SAE J844, YEL, 1/4"	23	28110	FTG, P To C, 1/8"-27 Female X 1/4"
10	28062	NUT, TINNERMAN	24	32498	Panel, Overhead Slump, STD, MY10
11	28063	SCREW	25	31528	Harness, LIN, 94.0"
12	29937	Panel, Overhead, CNTR, Radio	26*	33527	Lanyard, Air Horn, MY13
13	29936	Panel, Overhead, Left	27*	33526	Valve, Air Horn, Lanyard, MY13

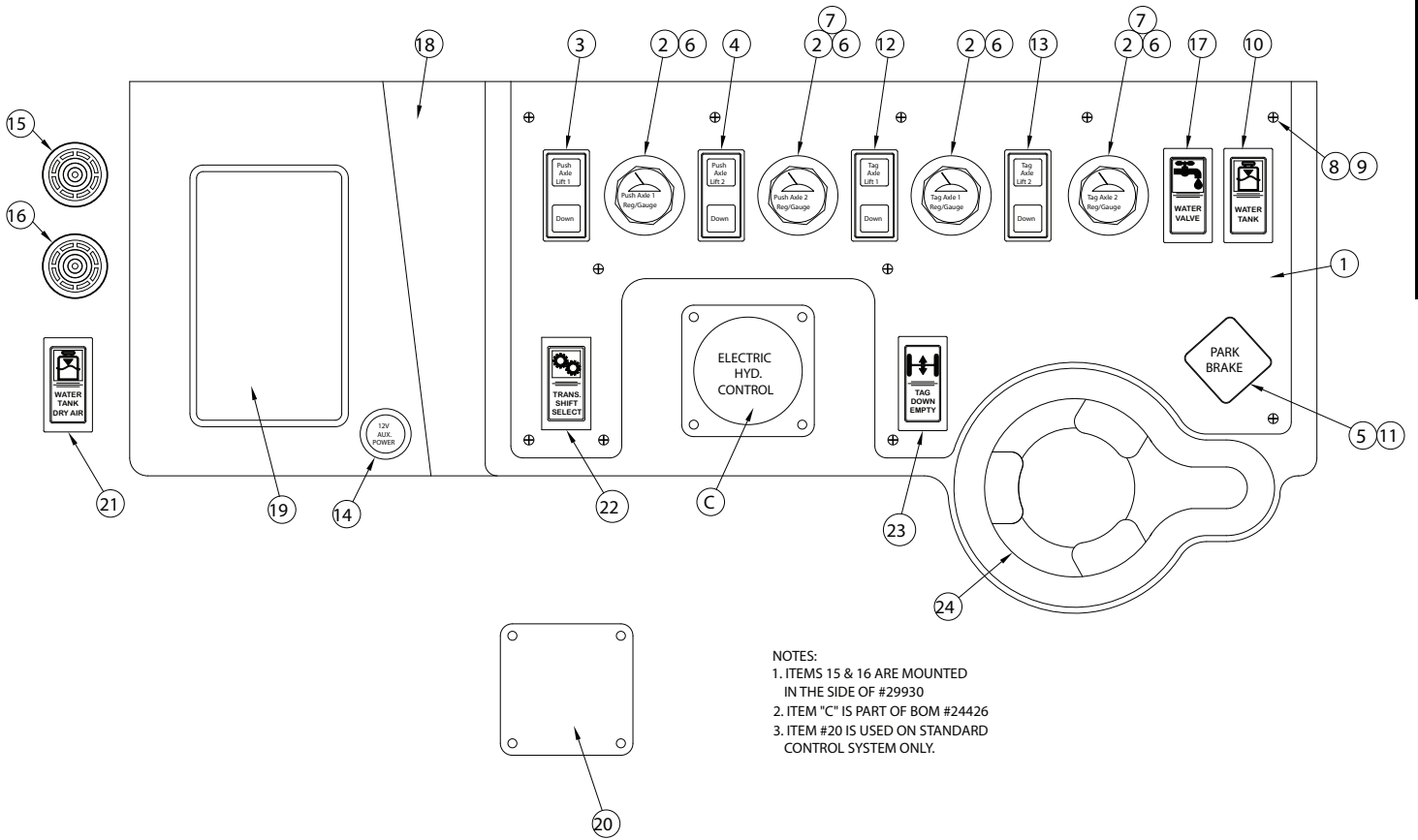
WHEN ORDERING PARTS, SPECIFY MODEL NUMBER, SERIAL NUMBER AND DESCRIPTION OF PARTS REQUIRED



OVERHEAD CONSOLE

DATE: Released 03-2019
 MODEL: FD
 PAGE: 6.13

GROUP
6



NOTES:
 1. ITEMS 15 & 16 ARE MOUNTED IN THE SIDE OF #29930
 2. ITEM "C" IS PART OF BOM #24426
 3. ITEM #20 IS USED ON STANDARD CONTROL SYSTEM ONLY.

REF	PART NO.	DESCRIPTION	REF	PART NO.	DESCRIPTION
1	33566	Panel, AUX Controls, MY12	13	28086	Switch, Air, Tag 2 Lift
2	28087	Regulator, W/Gauge	14	28102	Lighter, Outlet, 12V
3	28088	Switch, Air, Pusher 1 Lift	15	12453	Buzzer, Warning, ELEC, Low Air
4	28089	Switch, Air, Pusher 2 Lift	16	34968	Chime, Seat Belt Warning
5	28090	FTG, EL, Push To CONN, 1/8" NPT X 1/4"	17	30380	Switch, Air, Water Valve On-Off
6	28091	FTG, EL, P To C, 1/4" NPT X 3/8"	18	33567	Shroud, AUX Controls, MY12
7	28092	FTG, Tee, P To C, 1/4" NPT X 3/4"	19	28131	MATERIAL, NON-SKID
8	28062	TINNEMAN NUT	20	30025	COVER, JOYSTICK, ELEC/HYD
9	28063	SCREW	21	30316	Switch, Rocker, Water Tank Dry Air-Amber
10	28081	Switch, Water Tank	22	30662	Switch, Rocker, TRANS Selector
11	16799	Valve, Flip Hopper/Parking Brake	23	28684	Switch, Air, Tag Down When Empty
12	28085	Switch, Air, Tag 1 Lift	24	28100	Cup Holder

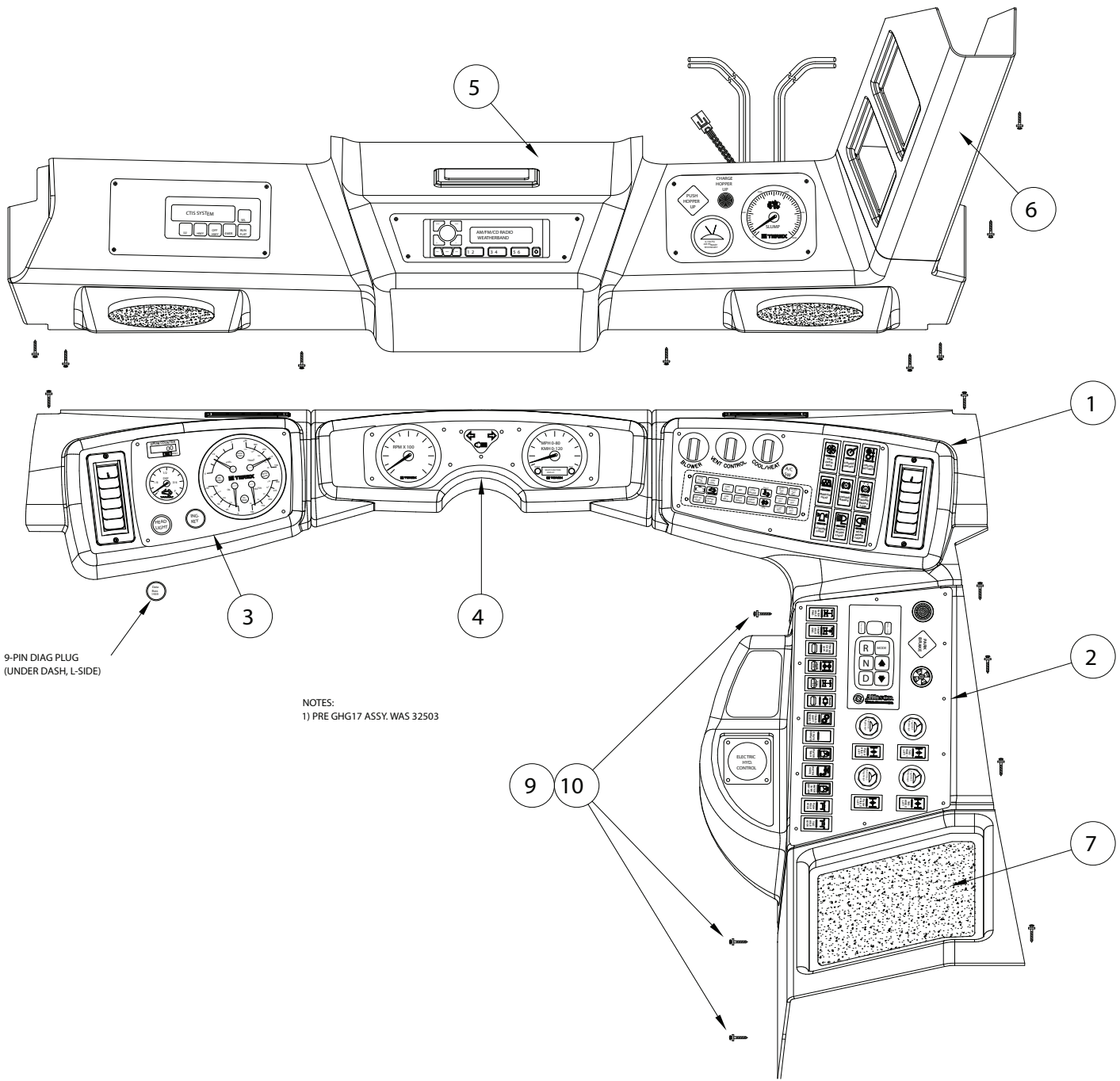
WHEN ORDERING PARTS, SPECIFY MODEL NUMBER, SERIAL NUMBER AND DESCRIPTION OF PARTS REQUIRED



RIGHT SIDE CONSOLE

DATE: Released 03-2019
 MODEL: FD
 PAGE: 6.14

GROUP
6



9-PIN DIAG PLUG
(UNDER DASH, L-SIDE)

NOTES:
1) PRE GHG17 ASSY. WAS 32503

REF	PART NO.	DESCRIPTION	REF	PART NO.	DESCRIPTION
1	35073	PANEL,DASH CNTRLs,WKSP,GHG17	6	28145	ASSY,CONSOLE,OVERHEAD,RIGHT
2	35074	PANEL,DASH,AUX,ASSY,WKSP,GHG17	7	28146	ASSY,CONSOLE,TRAY,RIGHT
3	32504	ASSY, Gauge Panel, Dash, WRK, MY10	8	28427	SCREW,OHSM,#10 X 1",SS,BLK
4	35075	PANEL,DSH,CNTR,500KB SPEEDO	9	28428	WASHER,FINISH,#10,SS,BLK
5	32505	Assy,OVERHEAD CONSOLE,WRK,MY10			

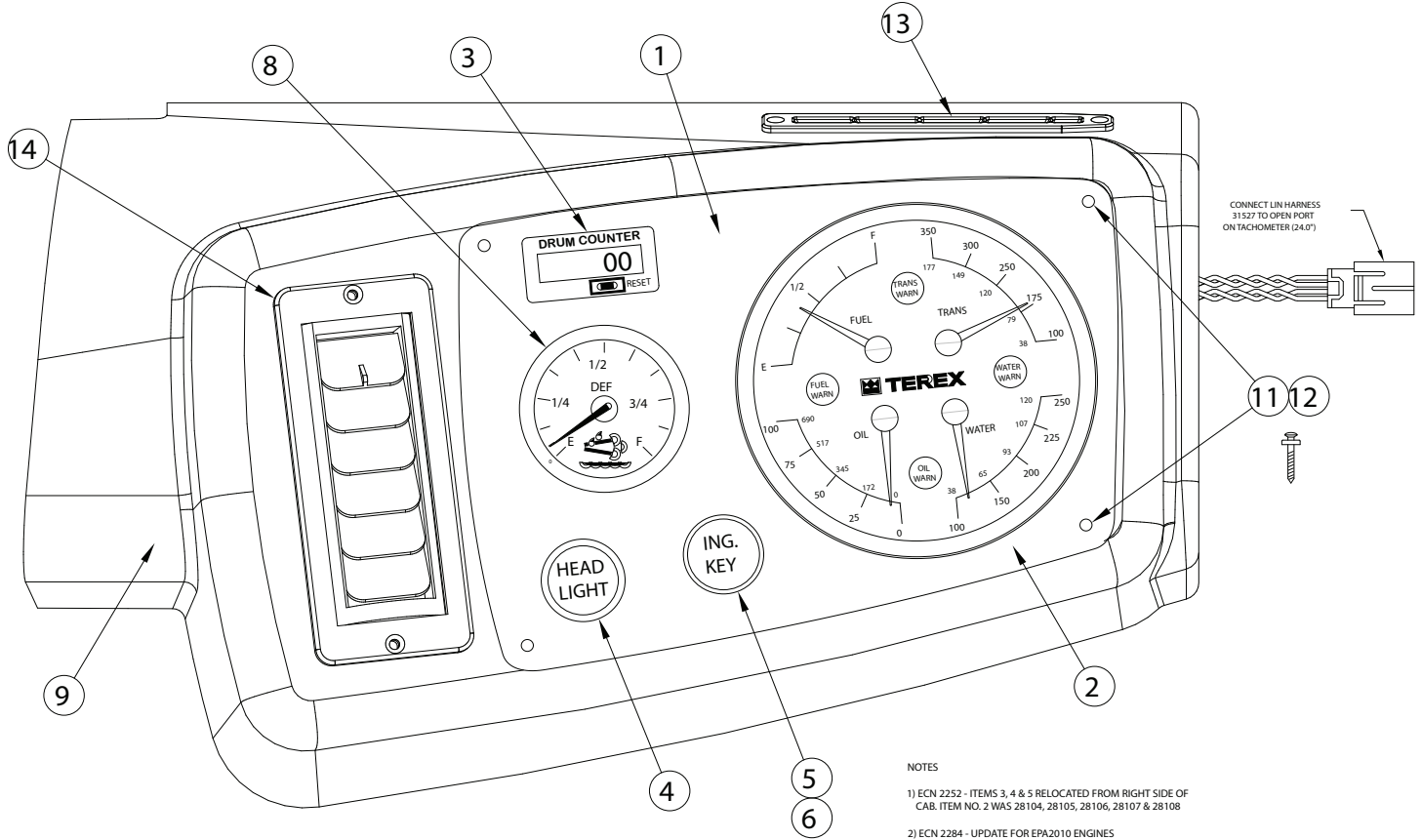
WHEN ORDERING PARTS, SPECIFY MODEL NUMBER, SERIAL NUMBER AND DESCRIPTION OF PARTS REQUIRED



**DASH, COMPLETE, WORK SPACE,
CAB, MY18**

DATE: Released 03-2019
MODEL: FD
PAGE: 6.15

GROUP
6



NOTES
 1) ECN 2252 - ITEMS 3, 4 & 5 RELOCATED FROM RIGHT SIDE OF CAB. ITEM NO. 2 WAS 28104, 28105, 28106, 28107 & 28108
 2) ECN 2284 - UPDATE FOR EPA2010 ENGINES

REF	PART NO.	DESCRIPTION	REF	PART NO.	DESCRIPTION
1	31539	Panel, Dash, Gauge, WRKSPC, 2009	8	32085	Gauge, DEF, 2.0", MY10
2	31530	Gauge, 4 In 1, ACTIA	9	28111	Dash, Shroud, Center Left
3	28040	Display, Counter, Drum, LCD	10	31526	Harness, LIN, 24.0"
4	28038	Switch, Head Lights/Dome	11	28062	NUT, TINNERMAN
5	28039	Switch, Ignition Key	12	28063	SCREW
6	28060	Nut, Boot, Mounting, Ignition Switch	13	28064	VENT, DEFROST
7	*Not Used*		14	28065	VENT, A/C

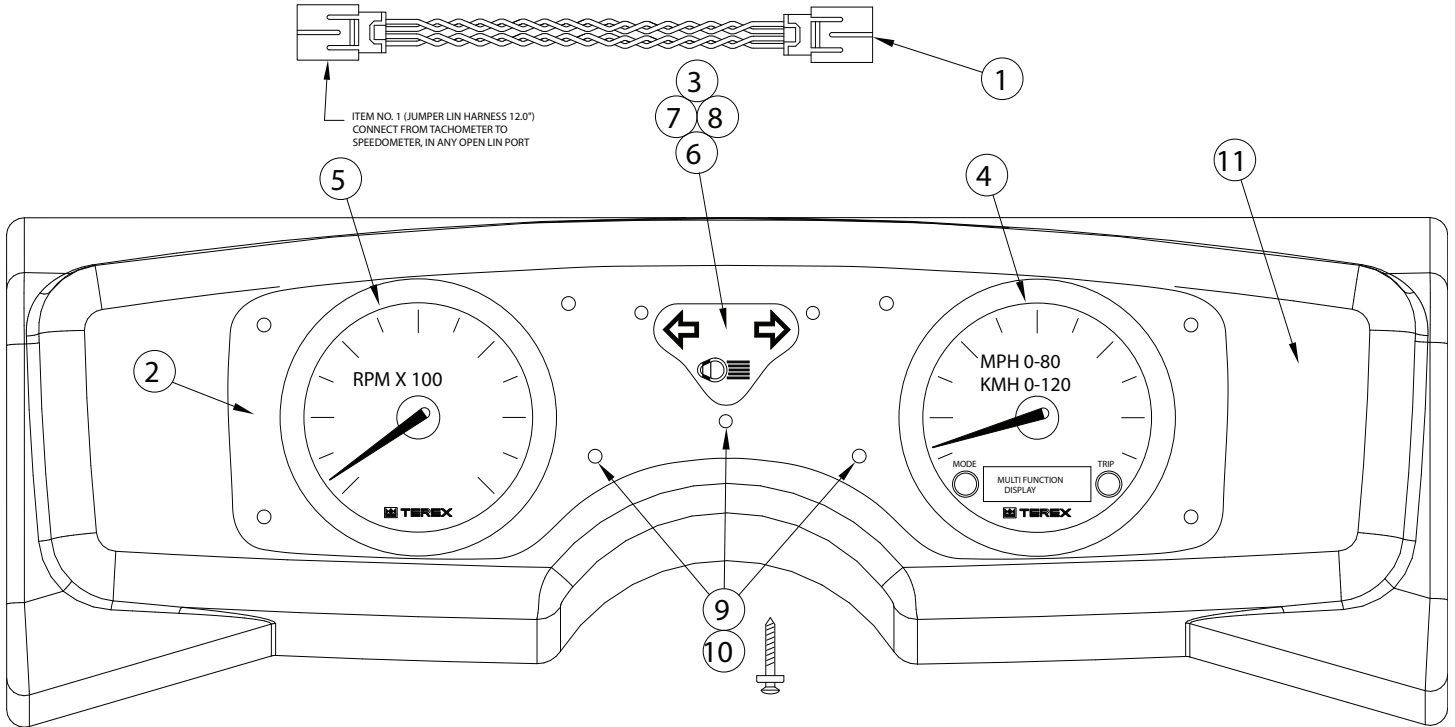
WHEN ORDERING PARTS, SPECIFY MODEL NUMBER, SERIAL NUMBER AND DESCRIPTION OF PARTS REQUIRED



DASH, GAUGE PANEL, WRKSPC

DATE: Released 03-2019
 MODEL: FD
 PAGE: 6.16

GROUP
6



REF	PART NO.	DESCRIPTION	REF	PART NO.	DESCRIPTION
1	31525	Harness, LIN, 12 0"	7	28119	Bulb, Light, LED, Green
2	31538	Panel, Dash, Center, Workspace	8	28120	Bulb, Light, LED, Blue
3	28115	Panel, Legend, Turn Signal/High Beam	9	28098	SCREW, MOUNTING, PANEL
4	35061	SPEEDO, 500KB DATA, ACTIA	10	28121	NUT, MOUNTING, BACKLIGHTING
5	31533	Gauge, Tachometer, ACTIA	11	28113	DASH, SHROUD, CENTER
6	28118	Sockets, Light, Double Wire			

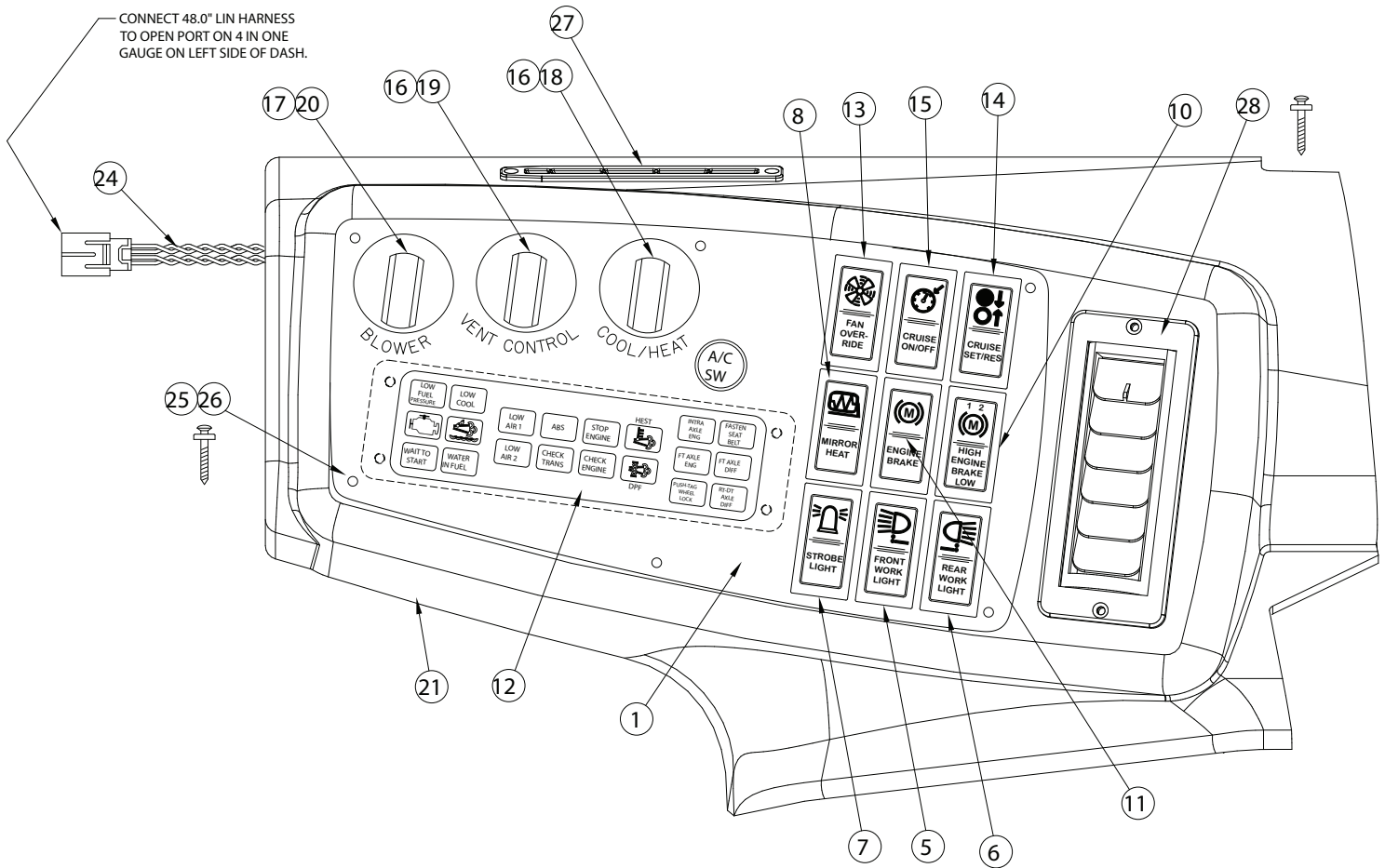
WHEN ORDERING PARTS, SPECIFY MODEL NUMBER, SERIAL NUMBER AND DESCRIPTION OF PARTS REQUIRED



DASH, GAUGE PANEL, WRKSPC

DATE: Released 03-2019
 MODEL: FD
 PAGE: 6.17

GROUP
6



REF	PART NO.	DESCRIPTION
1	31540	Panel, Dash, Controls, WRKSPC, 2009
2		*Not Used*
3		*Not Used*
4		*Not Used*
5	28041	Switch, Light, Work, Front
6	28042	Switch, Light, Work, Rear
7	28043	Switch, Light, Strobe
8	28044	Switch, Mirror, Heated
9		*Not Used*
10*	28046	Switch, Brake, Engine, 2-POS
	28047	Switch, Brake, Engine, 3-POS
11	28048	Switch, Brake, On/Off
12	32087	Gauge, Light Bar, MY10
13	28050	Switch, Engine Fan
14	28051	Switch, Cruise, Set/Resume
15	28052	Switch, Cruise, On/Off
16	28053	Control, Rotary

REF	PART NO.	DESCRIPTION
17	28054	Switch, Blower, Vent
18	28055	Knob, Cool/Heat
19	28056	Knob, Control, Vent
20	28057	Knob, Blower
21	28058	Shroud, Dash, Center Right
22		*Not Used*
23		*Not Used*
24	31527	Harness, LIN, 48.0"
25	28062	Tinnerman Nut
26	28063	Screw
27	28064	Vent, Defrost
28	28065	Vent, A/C
29	28066	HARNISS,WIRE,SWITCH
30	28067	Harness, Wire, Telltale to Sensors
31	28068	BULB,INDICATOR,TURN/HIGH BEAM
32	28069	STUDS,MOUNTING,BACKLIGHTING
33	28070	SPACER,MOUNTING,BACKLIGHTING
34	28071	NUT,MOUNTING,BACKLIGHTING

WHEN ORDERING PARTS, SPECIFY MODEL NUMBER, SERIAL NUMBER AND DESCRIPTION OF PARTS REQUIRED

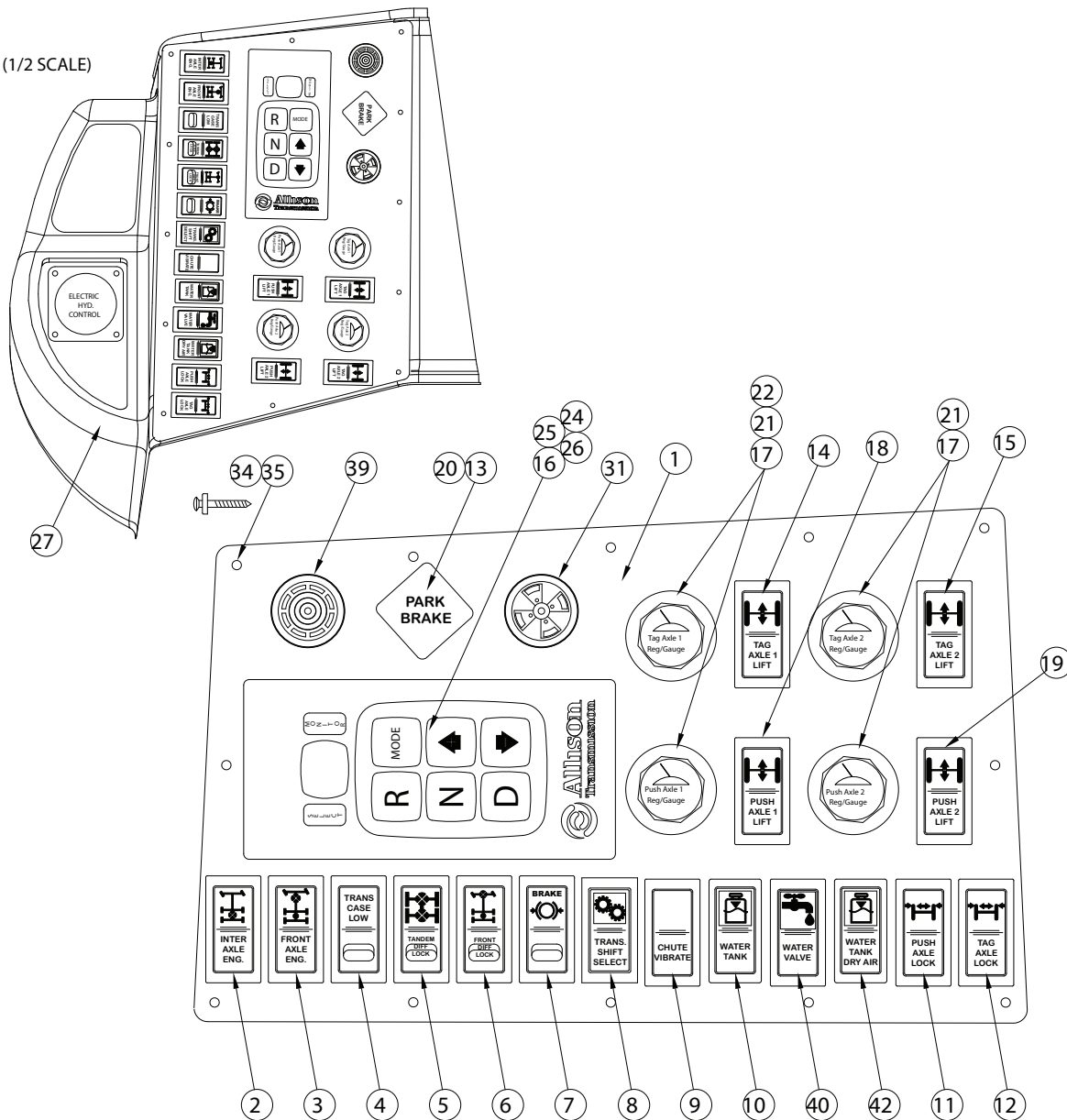


DASH, CONTROL PANEL, WRKSPC

DATE: Released 03-2019
 MODEL: FD
 PAGE: 6.18

GROUP
6

(1/2 SCALE)



REF	PART NO.	DESCRIPTION	REF	PART NO.	DESCRIPTION
1	28072	Panel, Dash, AUX, Right	21	28091	FTG, EL, P TO C, 1/4" NPT X 3/8"
2	28073	Switch, Engage, Axle, Inter	22	28092	FTG, Tee, P TO C, 1/4" NPT X 3/4"
3	28074	Switch, Engage, Axle, Front	24	15105	BOLT, HHCS, 3/8"-16 X 1", ZN, GR8
4	28075	Switch, Transfer Case, High/Low	25	19353	NUT, LOCK, TOP, 3/8"-16, ZP, GRC
5	28076	Switch, DIFF Lock, Tandem	26	19312	WASHER, FLAT, 3/8", ZP, GR8
6	28077	Switch, DIFF Lock, Front	27	28093	Dash, Shroud, Right
7	28078	Switch, Brake, All Wheel	28	28094	Panel, Cup Holder
8	30662	Switch, Rocker, On-On TRANS Select	29	28095	PANEL, POWER WINDOW
9	28080	SWITCH, CHUTE VIBRATOR	31	34968	Chime, Seat Belt Warning
10	28081	Switch, Water Tank	32	28062	Tinnerman Nut
11	28082	Switch, Lock, Push Axle	33	28063	SCREW
12	28083	Switch, Lock, Tag Axle	34	28098	SCREW, MOUNTING, PANEL
13	16799	Valve, Flip Hopper/Parking Brake	35	28099	INSERT, SCREW/NUT
14	28085	Switch, Lift Axle, Tag 1	36	28100	Cup, Holder
15	28086	Switch, Lift Axle, Tag 2	37	28101	HARNES, WIRE, AIR SWITCHES
16	34034	Shift/Selector, Allison, Gen5, 6-SPD, M	38	28102	Lighter, Outlet, 12V
17	28087	Regulator, W/Gauge	39	12453	Buzzer, Warning, ELEC, Low Air
18	28088	Switch, Lift Axle, Pusher 1	40	30380	Switch, Rocker, Air, Water Valve
19	28089	Switch, Lift Axle, Pusher 2	41	28684	Switch, Rocker, Tag Down Empty, Green
20	28090	FTG, EL, Push To CONN, 1/8" NPT X 1/4"	42	30316	Switch, Rocker, WTR TNK Dry Air-Amber

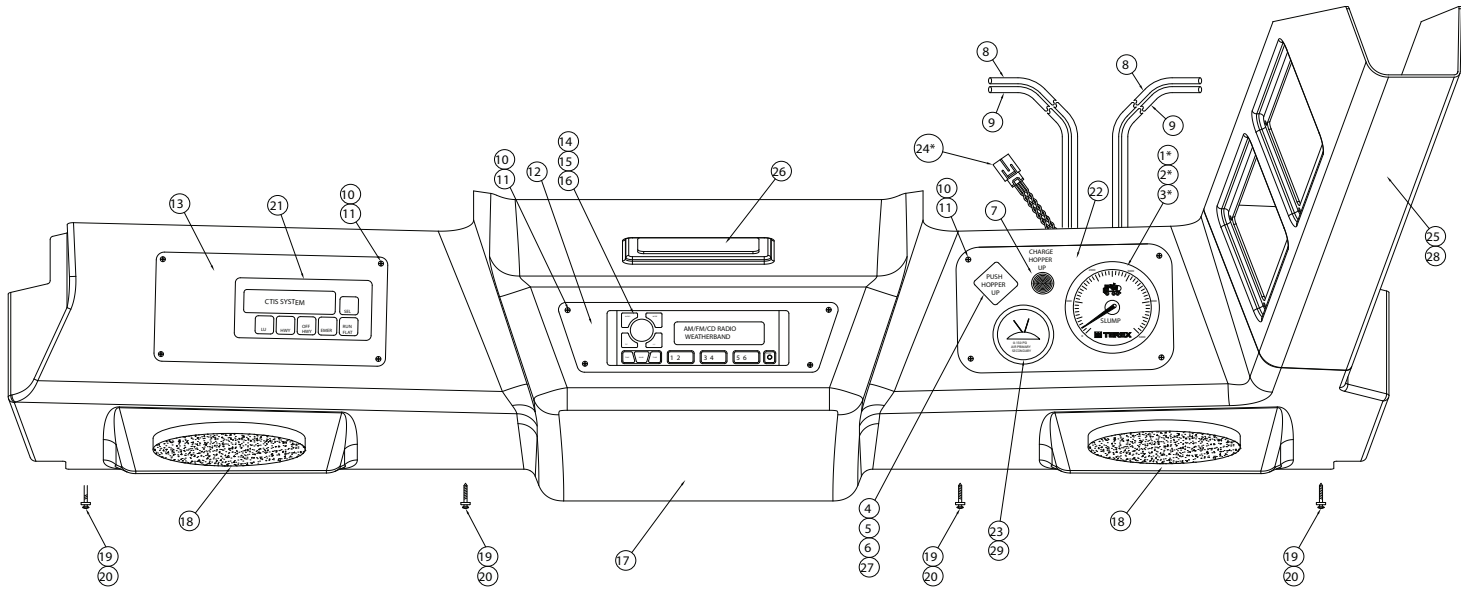
WHEN ORDERING PARTS, SPECIFY MODEL NUMBER, SERIAL NUMBER AND DESCRIPTION OF PARTS REQUIRED



AUX. PANEL WRKSPC

DATE: Released 03-2019
 MODEL: FD
 PAGE: 6.19

GROUP
6



REF PART NO. DESCRIPTION

1	31531	Gauge, Slump, Electronic, ACTIA
2		*Not Used*
3		*Not Used*
4	16799	Valve, Flip Hopper/Parking Brake
5	11968	Label, Lift Hopper Valve
6	28090	FTG, EL, Push To CONN, 1/8" NPT X 1/4"
7	28438	Light, Warning, Amber
8	28142	TUBE,AIR,BLACK,1/4"
9	28686	TUBE,AIR,SAE J844, YEL, 1/4"
10	28062	Tinnerman Nut
11	28063	Screw, Black
12	28127	Panel, Radio, Center
13	28126	Panel, Left Side, W/Terex Logo
14	23466	Radio, W/CD

REF PART NO. DESCRIPTION

17	28124	Shroud, Console, Overhead
18	34972	Speaker, 5-1/4" DIA (PAIR)
19	28428	WASHER,FINISH,#10,SS,BLK
20	28427	SCREW,OHSM,#10 X 1",SS,BLK
21		*Not Used*
22	32506	Panel,Overhead,Slump,WRKSPC
23	28109	Gauge, Air, Primary/Secondary
24	31528	Harness, LIN, 94.0"
25	28145	ASSY, Console, Overhead, Right
26	28439	Light, Dome
27	28131	MATERIAL,NON-SKID
28	28110	FTG, P To C, 1/8" -27 Female X 1/4"
29*	33526	Valve, Air Horn, Lanyard, MY13
30*	33527	Lanyard, Air Horn, MY13

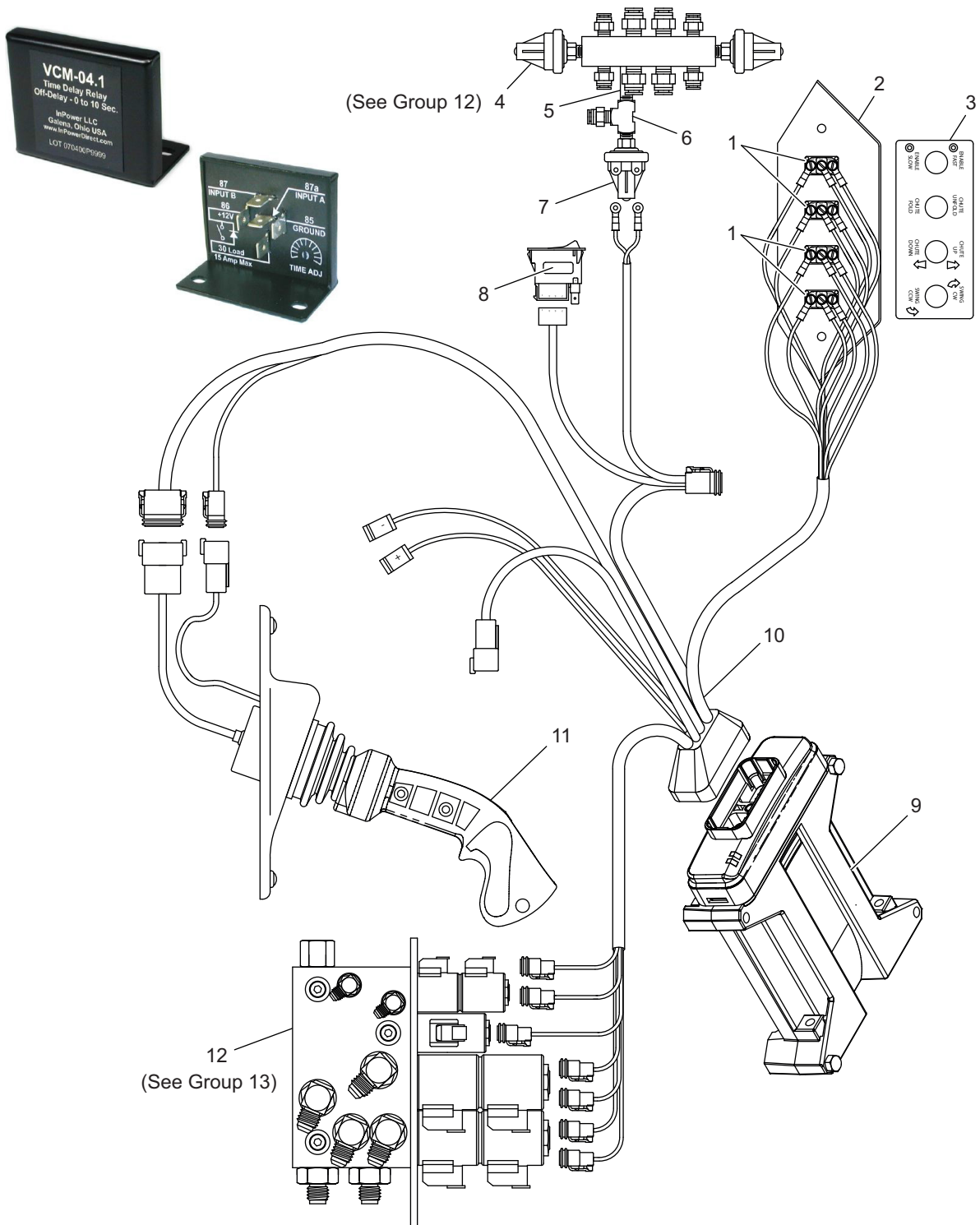
WHEN ORDERING PARTS, SPECIFY MODEL NUMBER, SERIAL NUMBER AND DESCRIPTION OF PARTS REQUIRED



OVER HEAD PANEL, WRKSPC

DATE: Released 03-2019
 MODEL: FD
 PAGE: 6.20

GROUP
6



REF	PART NO.	DESCRIPTION	REF	PART NO.	DESCRIPTION
1	24056	1NT1-7 MICRO SWITCH TOGGLE	8	30662	Switch Rocker (DPST) TRANS Select
2	30903	Guard / Bracket, Switch, ELECT. HYD.	9	24282	Controller, ELECT/HYD,
3	30872	Placard, ELECT/HYD	10	30871	Harness, ELECT/HYD, W/TRANS. Select
4	29091	Manifold, 32 Port Air Switch	11	30869	Control Stick, ELECT HYD, W/TRANS
5	30963	Pipe Nipple, 1/8" NPT X 1.5" Brass	12	24327	Manifold ASSY, ELECT/HYD. 3 Spool
6	13095	Tee, Fitting, 1/8" NPT		31210	Manifold ASSY, ELECT/HYD. 2 Spool
7	14243	Pressure Switch, NC, 15 PSI	**	32198	RELAY, OFF DELAY


WHEN ORDERING PARTS, SPECIFY MODEL NUMBER, SERIAL NUMBER AND DESCRIPTION OF PARTS REQUIRED



**CONTROLS, ELECT/HYDR
W/TRANS SELECT**

DATE: Released 03-2019
MODEL: FD
PAGE: 6.21

**GROUP
6**



REF	PART NO.	DESCRIPTION	QTY	REF	PART NO.	DESCRIPTION	QTY
1	33811	Toggle Boot: Partial Cover Style-Grey	1	21		10-32 X 7/16" Button Head Socket SS 18-8	5
2	33818	Toggle Boot: Full Cover Style-Grey	1	22		#2 X 3/4" Self Tapping Pan Head Screw	4
3	33819	Boot: Slider Module	2	23		6-32 X 1/2 Cap Screw	1
4		Boot: JM Joystick	1	24		#10 Split Lock Washer	5
5		Joystick Sensor Circuit Card Assembly	1	25		2 X 9/16" Tapping Screw - Pan Head..	2
6	33810	Red Cap: NKK Switch	1	26		6-32 X 3/8" Socket Cap Screw, Stainless	2
7		Faceplate Overlay	1	27		#6 Lock Washer	4
8		3/8" X 1/4" Grommet	2	28		6-32 X 1 3/8" Button Head Phillips Screw	2
9		3/8" Hole Plug	1	29		Boot Washer For Joystick	1
10		Joystick: Housing Cover	1	30	33820	Slider Module: Switched, Maintained..	1
11		Boot Ring For JM Joystick	1	31	33821	Slider Module: Switched, Momentary .	1
12		JM Joystick: Assembly With CC & Boot	1	32	33879	Standard Switch, 5 AMP	1
13		Handle Harness For L1-E6-01-JM-KF	1	33		Deutsch: Crimp Pins	13
14		Handle Case Left, Grey	1	34		Deutsch: Plug Seal	3
15		Handle Case Right, Grey	1	35		Deutsch: 12 Pin Housing Grey	1
16		Leaf Spring For Trigger	1	36		Deutsch, 4 Pin Housing, Grey	1
17		"L" Single Trigger, Grey	1	37		Deutsch: Wedge 12 Pin	1
18	30718	Push Button: Momentary Switch Assembly	1	38		Deutsch: Wedge 4 Pin	1
19		Clamping Pin: 12mm Bore Assembly .	1	39	33822	Toggle: 3 POS MOM, SPDT Assembly	1
20		Retainer: Module Retainer Bracket	4	40		4" Tie Wrap	1

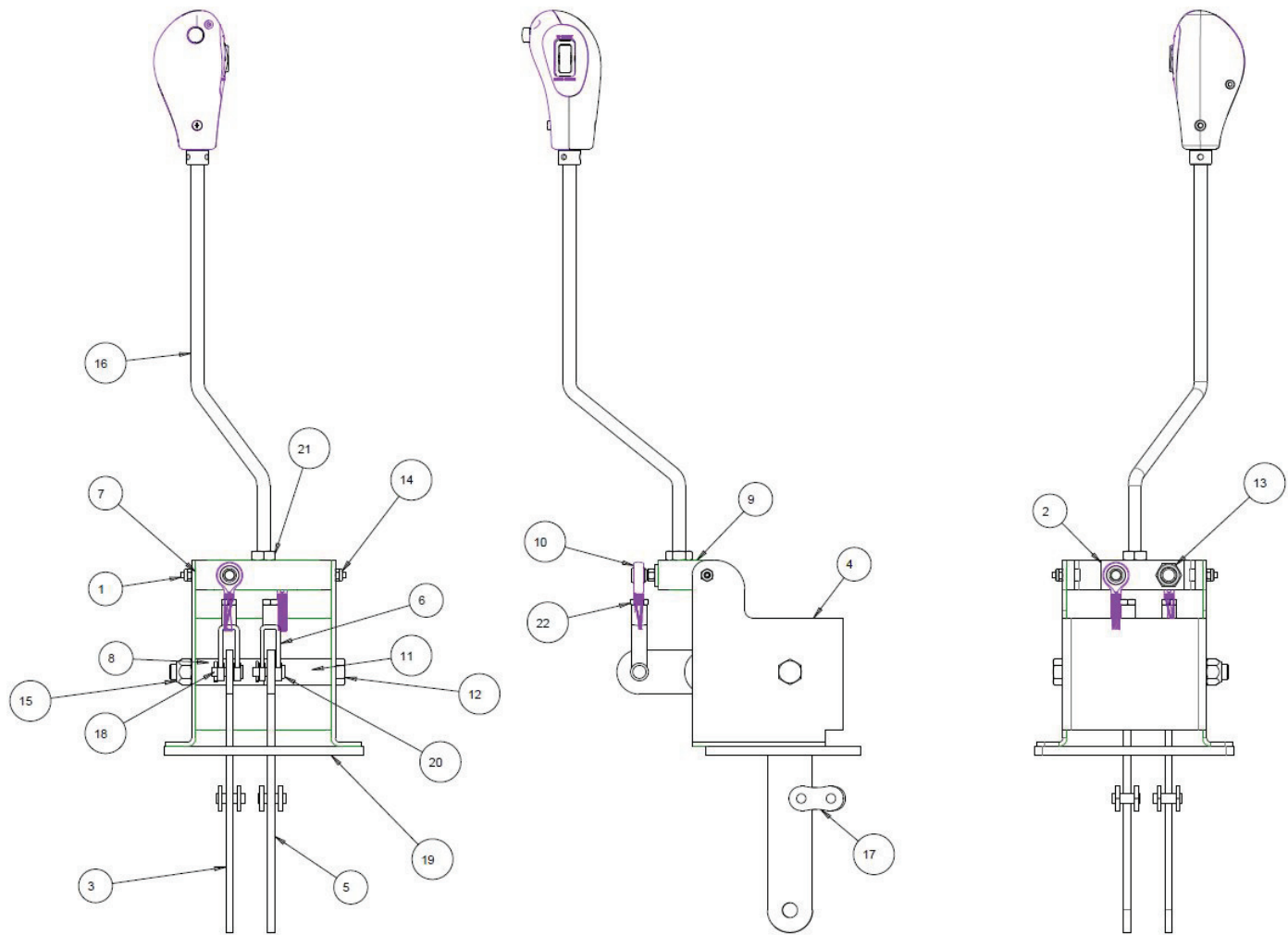
WHEN ORDERING PARTS, SPECIFY MODEL NUMBER, SERIAL NUMBER AND DESCRIPTION OF PARTS REQUIRED



CONTROLS STICK, ELECT/HYD W/TRANS

DATE: Released 03-2019
 MODEL: FD
 PAGE: 6.22

GROUP
6


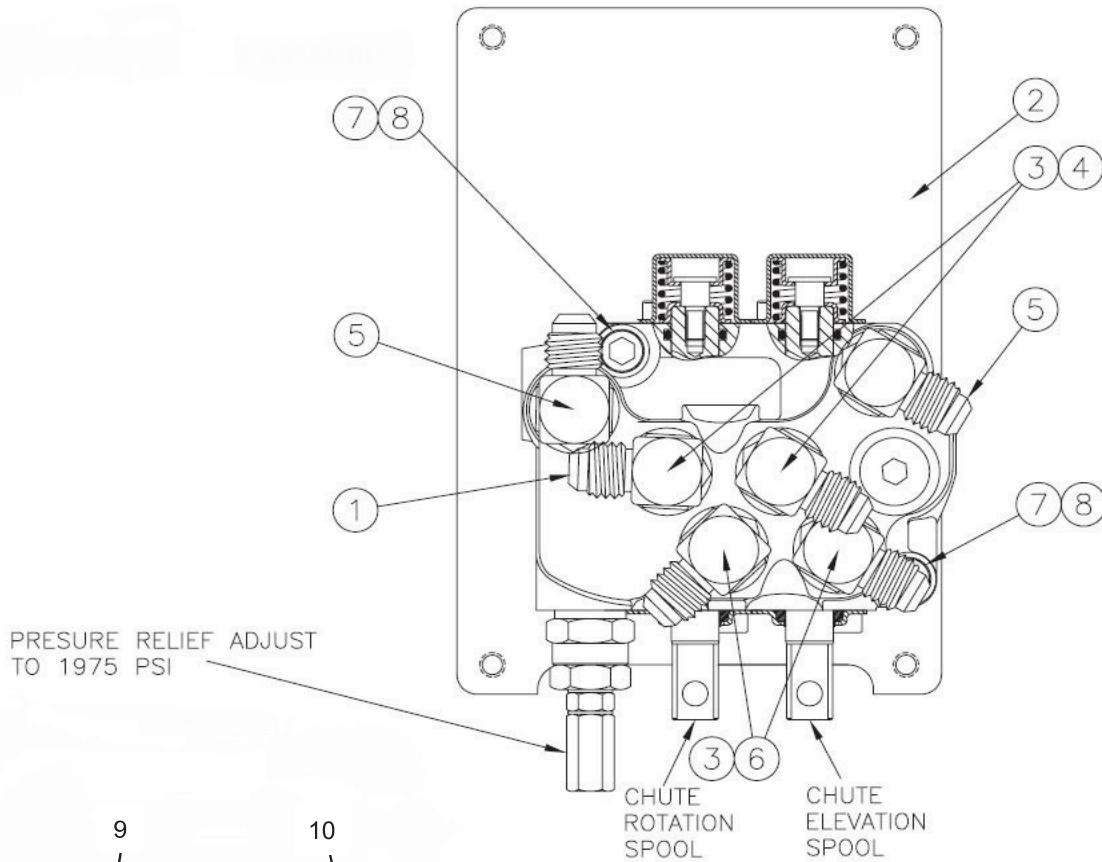


REF	PART NO.	DESCRIPTION	QTY	REF	PART NO.	DESCRIPTION	QTY
1	11399	BOLT, SHSS, 1/4 X 3/8	2	16*	20449	Assy, Electric Drum Control (RE).....	1
2	12794	Swivel, Joystick, Left and Right.....	1	*	22512	Switch, Joystick Control - Stop/Start	
3	12797	Bellcrank, Up/Down.....	1	*	22513	Switch, Joystick Control - Chg/Dschg	
4	12799	Housing, Joystick	1				
5	12806	Bellcrank, LH/RH, 2-Spool	1	16*	12800	Knob, Joystick, Plain (W/O RE)	1
6	13920	Clevis, Cable End.....	2		12796	Rod, Lever, Joystick.....	1
7	16840	Bushing, 1/4" X 1/4"	2				
8	16842	Bushing, 1/2" X 5/8" X 3/4"	4	17	21856	Link, Connector.....	2
9	17084	Assy, Swivel, w/Pin, Up/Down	1	18	24991	Pin, Cotter, 3/32" X 1/2"	2
10	17341	Joint, Ball.....	2	19	34113	Gasket, Mech. Joystick, 2-Spool.....	1
11	17345	Bushing, .502" X .628" X 1"	2	20	36989	Pin, Clevis, 5/16" X 1"	2
12	19207	Bolt, HHCS, 1/2"-13 X 5-1/2", GR8	1	21	36990	Nut, Jam, 1/2"-13	1
13	19229	Nut, Jam, Nylon, 1/2"-13, NTE, ZP	1	22	36991	Nut, Jam, 5/16"-24"	2
14	19298	Nut, Nylon Insert Lock, 10-24.....	2	*	29281	BOOT, JOYSTICK, BOTTOM	1
15	19354	Nut, Autostyle, 1/2"-13, GRC.....	1	*	29282	BOOT, JOYSTICK, TOP	1

* 28931 - KIT, JOYSTICK, 2-SPOOL W/RE
 * 34592 - KIT, JOYSTICK, 2-SPOOL NON/RE

WHEN ORDERING PARTS, SPECIFY MODEL NUMBER, SERIAL NUMBER AND DESCRIPTION OF PARTS REQUIRED

	2-SPOOL MANUAL JOYSTICK W/ OPTIONAL RE CONTROL	DATE: Released 03-2019	GROUP 6
		MODEL: FD	
		PAGE: 6.23	



REF	PART NO.	DESCRIPTION	QTY	REF	PART NO.	DESCRIPTION	QTY
1	29458	VALVE,2SPOOL,OC,RELIEF,B&P	1	7	29599	BOLT,SHCS,5/16"-18 X 2",ZP,GR8.....	2
2	30089	Plate, Spacer, Spool Valve, B&P	1	8	19019	Washer,ToothLock,External,5/16" ZP..	2
3	12229	FTG,90DEG 08SAE FJIC X 08 MJIC.	4	9	12727	Knob, Chute Control, Up/Down.....	1
4	12178	FTG,ST THRD O-RNG,EXT,JIC,8-8 ..	2	10	12728	Knob, Chute Control, Left/Right.....	1
5	12214	FTG,90DEG ORING X 37FLR,08-08	2	11	12731	ROD,CHT CNTRL,OUTSIDE.....	2
6	12177	FTG,ST O-RNG,JIC,1/2"TODX1/2".....	2				
				*	29461 - KIT, VALVE, 2-SPOOL, OC, RELIEF, B&P		
				*	31197 - SEAL KIT, BONDIOLI, ML2		

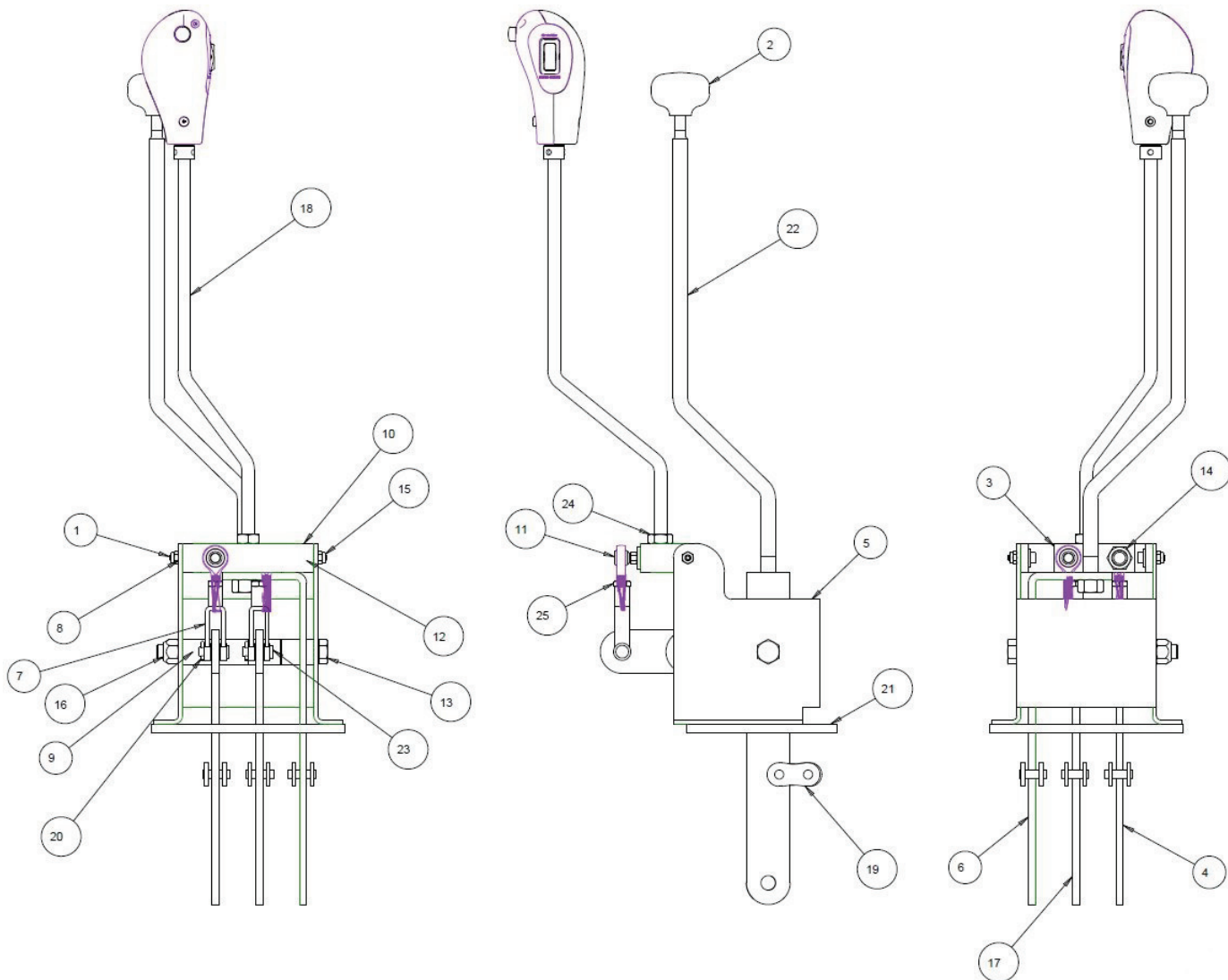
WHEN ORDERING PARTS, SPECIFY MODEL NUMBER, SERIAL NUMBER AND DESCRIPTION OF PARTS REQUIRED



2-SPOOL MANUAL JOYSTICK SYSTEM COMPONENTS

DATE: Released 03-2019
 MODEL: FD
 PAGE: 6.24

GROUP
6



REF	PART NO.	DESCRIPTION	QTY	REF	PART NO.	DESCRIPTION	QTY
1	11399	BOLT, SHSS, 1/4 X 3/8	2	18*	20449	Assy, Electric Drum Control (RE).....	1
2	12732	Knob, Flip Chute, Up/Down.....	1	*	22512	Switch, Joystick Control - Stop/Start	
3	12794	Swivel, Joystick, Left and Right.....	1	*	22513	Switch, Joystick Control - Chg/Dschg	
4	12797	Bellcrank, Up/Down.....	1				
5	12799	Housing, Joystick	1	18*	12800	Knob, Joystick, Plain (W/O RE)	1
6	12803	Hydraulic Chute Crank Assembly.....	1		12796	Rod, Lever, Joystick.....	1
7	13920	Clevis, Cable End.....	2				
8	16840	Bushing, 1/4" X 1/4"	2	19	21856	Link, Connector.....	2
9	16842	Bushing, 1/2" X 5/8" X 3/4".....	7	20	24991	Pin, Cotter, 3/32" X 1/2"	2
10	17084	Assy, Swivel, w/Pin, Up/Down	1	21	34112	Gasket, Mech. Joystick, 3-Spool.....	1
11	17341	Joint, Ball.....	2	22	35520	Rod, Joystick Lever.....	1
12	19053	Washer, Flat, 1/4" SAE, ZP	2	23	36989	Pin, Clevis, 5/16" X 1"	2
13	19207	Bolt, HHCS, 1/2"-13 X 5-1/2", GR8	1	24	36990	Nut, Jam, 1/2"-13	1
14	19229	Nut, Jam, Nylon, 1/2"-13, NTE, ZP	1	25	36991	Nut, Jam, 5/16"-24"	2
15	19298	Nut, Nylon Insert Lock, 10-24.....	2	*	29281	BOOT, JOYSTICK, BOTTOM.....	1
16	19354	Nut, Autostyle, 1/2"-13, GRC.....	1	*	29282	BOOT, JOYSTICK, TOP.....	1
17	20076	Bellcrank, LHRH, 3-Spool	1				
				*	17086	KIT, JOYSTICK, 3-SPOOL W/RE	
				*	34593	KIT, JOYSTICK, 3-SPOOL NON/RE	


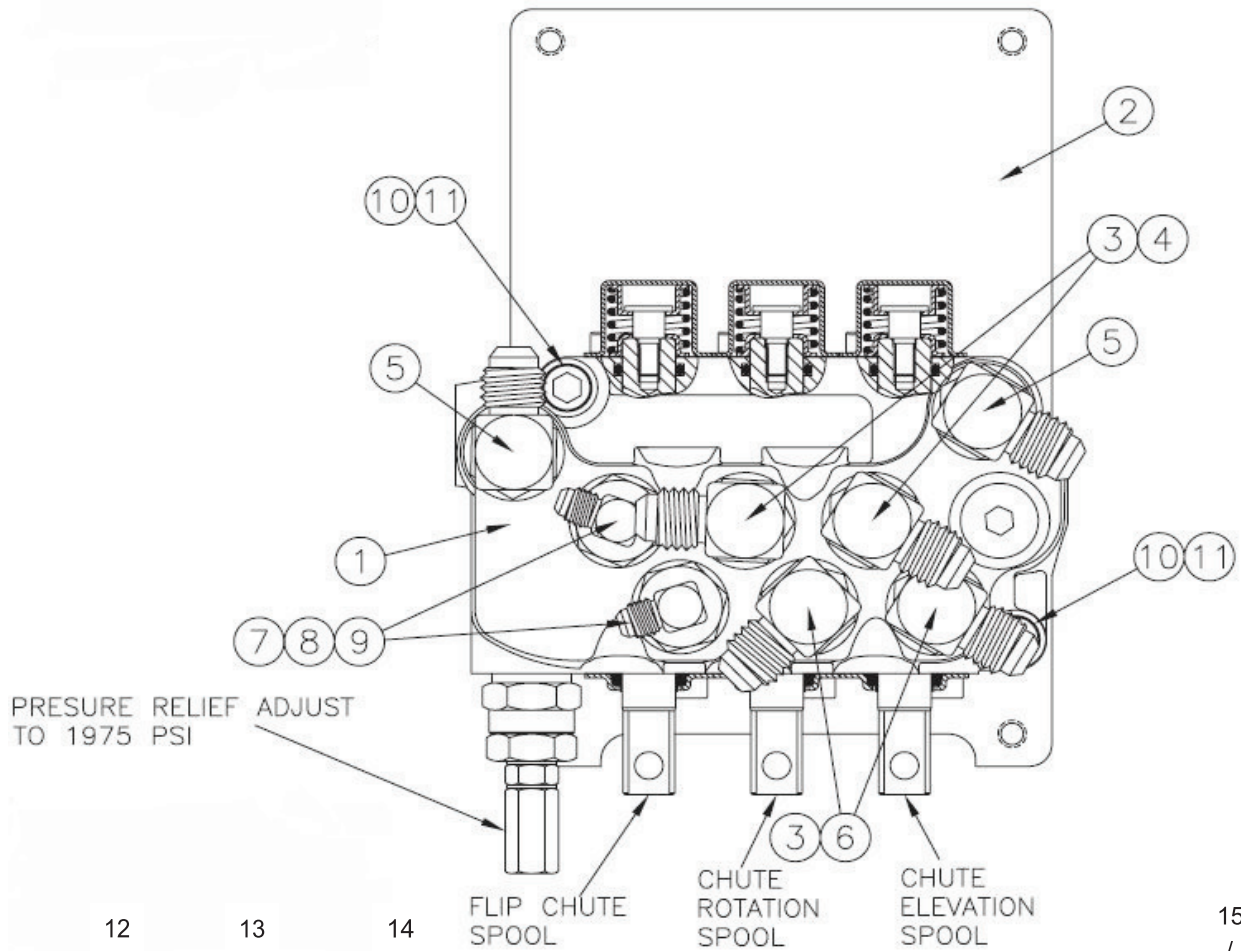
WHEN ORDERING PARTS, SPECIFY MODEL NUMBER, SERIAL NUMBER AND DESCRIPTION OF PARTS REQUIRED



**3-SPOOL MANUAL JOYSTICK
W/ OPTIONAL RE CONTROL**

DATE: Released 03-2019
MODEL: FD
PAGE: 6.25

GROUP
6



REF	PART NO.	DESCRIPTION	QTY	REF	PART NO.	DESCRIPTION	QTY
1	29459	VALVE,3SPOOL,OC,RELIEF,B&P	1	10	29599	BOLT,SHCS,5/16"-18 X 2",ZP,GR8.....	2
2	30089	Plate, Spacer, Spool Valve, B&P	1	11	19019	Washer,ToothLock,External,5/16" ZP..	2
3	12229	FTG,90DEG 08SAE FJIC X 08 MJIC.	4	12	12727	Knob, Chute Control, Up/Down.....	1
4	12178	FTG,ST THRD O-RNG,EXT,JIC,8-8 ..	2	13	12728	Knob, Chute Control, Left/Right.....	1
5	12214	FTG,90DEG ORING X 37FLR,08-08	2	14	12732	Knob, Chute Flip, Up/Down	1
6	12177	FTG,ST O-RNG,JIC,1/2" TODX 1/2"	2	15	12731	ROD,CHT CNTRL,OUTSIDE.....	3
7	14522	FTG,ADPT,ORING,JIC #69 ORIF,8-6	2				
8	12311	FTG,ADPT,JIC F X JIC M,6-4	2	*	29462 - KIT, VALVE, 3SPOOL, OC, RELIEF, B&P		
9	12227	FTG,ADPT,90 ELX37FLR SWVL,4-4. 2	2	*	31198 - SEAL KIT, BONDIOLI, ML3		

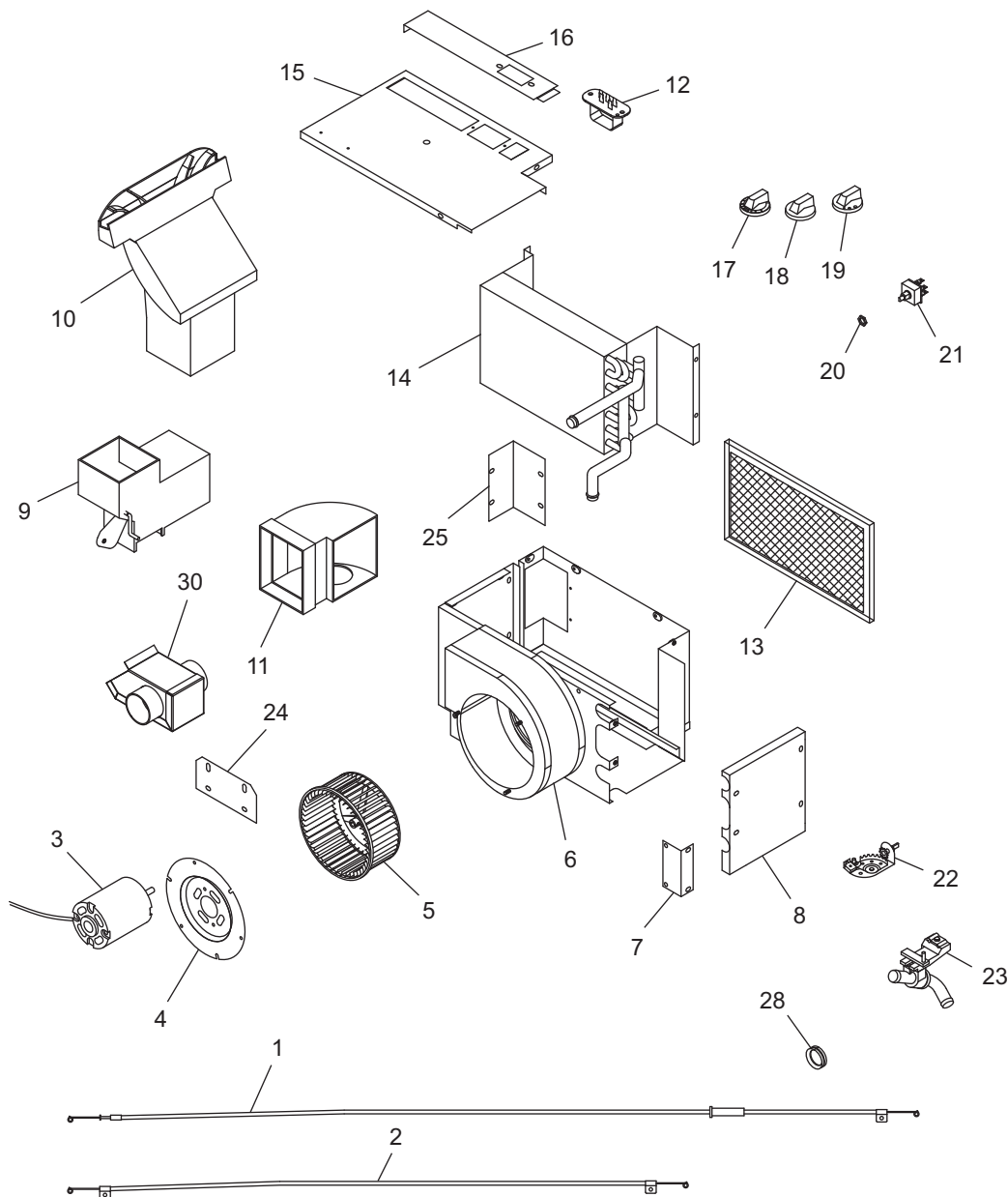
WHEN ORDERING PARTS, SPECIFY MODEL NUMBER, SERIAL NUMBER AND DESCRIPTION OF PARTS REQUIRED



3-SPOOL MANUAL JOYSTICK SYSTEM COMPONENTS

DATE: Released 03-2019
 MODEL: FD
 PAGE: 6.26

GROUP
6



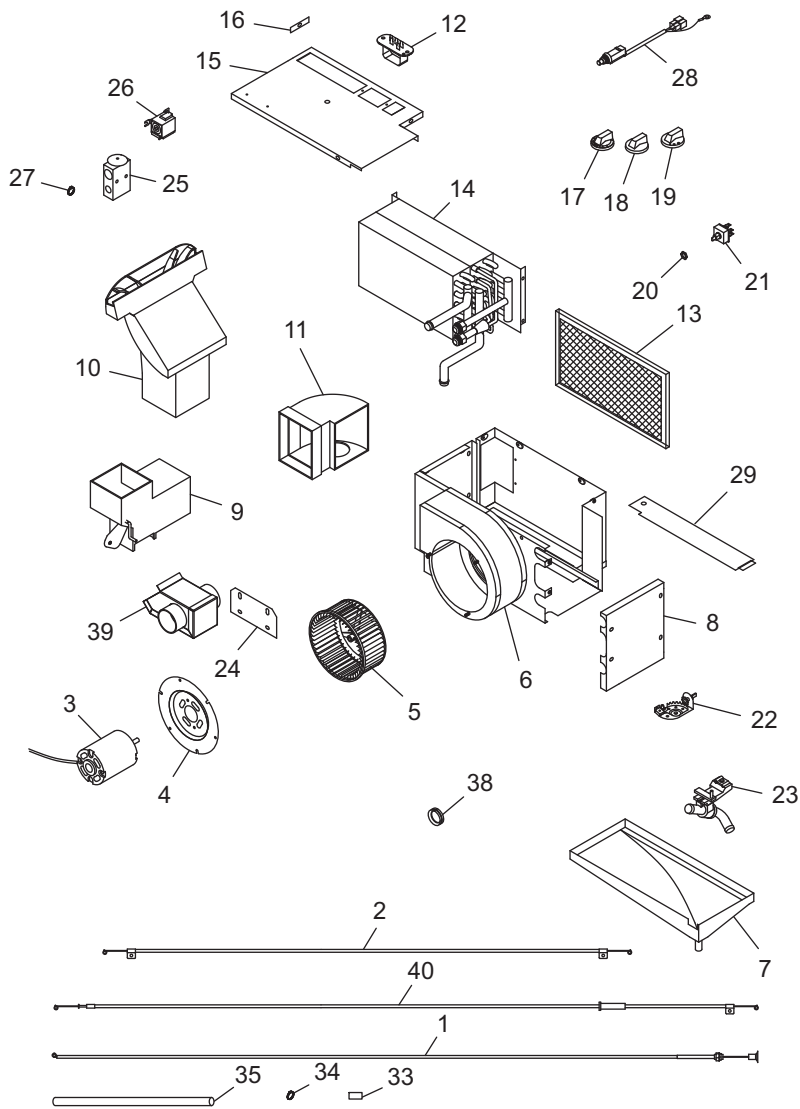
REF	PART NO.	DESCRIPTION	REF	PART NO.	DESCRIPTION
1	30633	Cable, ADJ, 47", SG. Loop	16		Intake Air Block
2	27031	32" DBL Loop Cable	17	28055	Knob, Red Blue, TEMP CTL
3	19967	MTR, 12 V, PM, REV	18	28056	Knob, Cab-BI Level-DEF
4		Modified LRG Motor MNT	19	28057	Knob, Plastic, SPD CTL
5	19969	WHL, GALV, 5.75 X 2.42, CW, Fergus	20		Panel Nut
6		ASY, Body Wrap	21	19965	Switch, 3 SPD, 4 PSN
7		ASY, BKT, Core TB Hole CVR	22	19966	Actuator, Full Detent, NT, WSR
8		End Panel	23	30629	Valve, Heat, Barrel Type
9	19903	ASY, Elbow W/Door & EXH	24		BKT, Mount
10	19963	Duct, Exhaust Diffuser	25		Side Air Block
11	19964	Small Duct 90°, 2" Louver	26*		Louvre, 2" Ball, BLK
12	21831	Resistor, 4 Speed	27*		ADPTR 2" HS For 3404A
13	19970	Filter, 7 X 12 X 0.375, EXP AL	28		Grommet, 1"
14	19968	Coil, HT, 10.25 X 7 X 1.875	29*		Tinnerman Clip
15		ASY, Cover	30	19903	Defrost Plenum

*ITEMS 26, 27 & 29 ARE NOT SHOWN IN THE ILLUSTRATION
 WHEN ORDERING PARTS, SPECIFY MODEL NUMBER, SERIAL NUMBER AND DESCRIPTION OF PARTS REQUIRED



**HVAC, HEATER/DEFROST,
 STANDARD CAB**

DATE: Released 03-2019
 MODEL: FD
 PAGE: 6.27



<u>REF</u>	<u>PART NO.</u>	<u>DESCRIPTION</u>	<u>REF</u>	<u>PART NO.</u>	<u>DESCRIPTION</u>
1	30074	51" Push/ Pull Cable	21	19965	Switch, 3 SPD, 4 PSN
2	27301	32" DBL Loop CBL	22	27032	CBL Rotary Control, CBL ST
3	19967	MTR, 12 V, PM, REV	23	30629	Valve, Heat, Barrel Type
4		Modified LRG Motor MNT	24		BKT, Mount
5	19969	WHL, GALV, 5.75 X 2.42, CW, Fergus	25	20058	VLVE, BLK, TXV, 134A W/MTG
6		ASY, Body Wrap	26	19975	T-STAT, Preset FREEZEPRTR
7	19974	ASY, Drain Pan	27		O-Ring, #6, R134A, HNBR
8		End Panel	28	19972	Switch, PSH BTN, A/C
9	19903	ASY, Elbow W/Door & EXH	29		Bottom Air Block
10	19963	Duct, Exhaust Diffuser	30*		REFRGT Label
11	19964	Small Duct 90°	31*		Louvre 2" Ball BLK
12	21831	Resistor, 4 Speed	32*		Adapter 2"HS For 3404
13	19970	Filter, 7 X 12 X 0.375, EXP AL	33		Kazoo Tube
14	19968	Coil, HT/EVAP, 10.25 X 6 X 4.38	34		Hose Clamp, 0.5"
15		ASY, Cover	35		Drain Hose, 12"
16		BKT, Filter Retainer	36*		Cork Tape, 30"
17	28055	Knob, Red Blue, TEMP CTL	37*		Tinnerman Clip
18	28056	Knob, Cab-BI Level-DEF	38		Grommet 1"
19	28057	Knob, Plastic, SPD CTL	39	19903	Defrost Plenum
20		Panel Nut	40	30633	Cable, ADJ, 47", SG. Loop

*ITEMS 30,31, 32, 36 & 37 ARE NOT SHOWN IN THE ILLUSTRATION

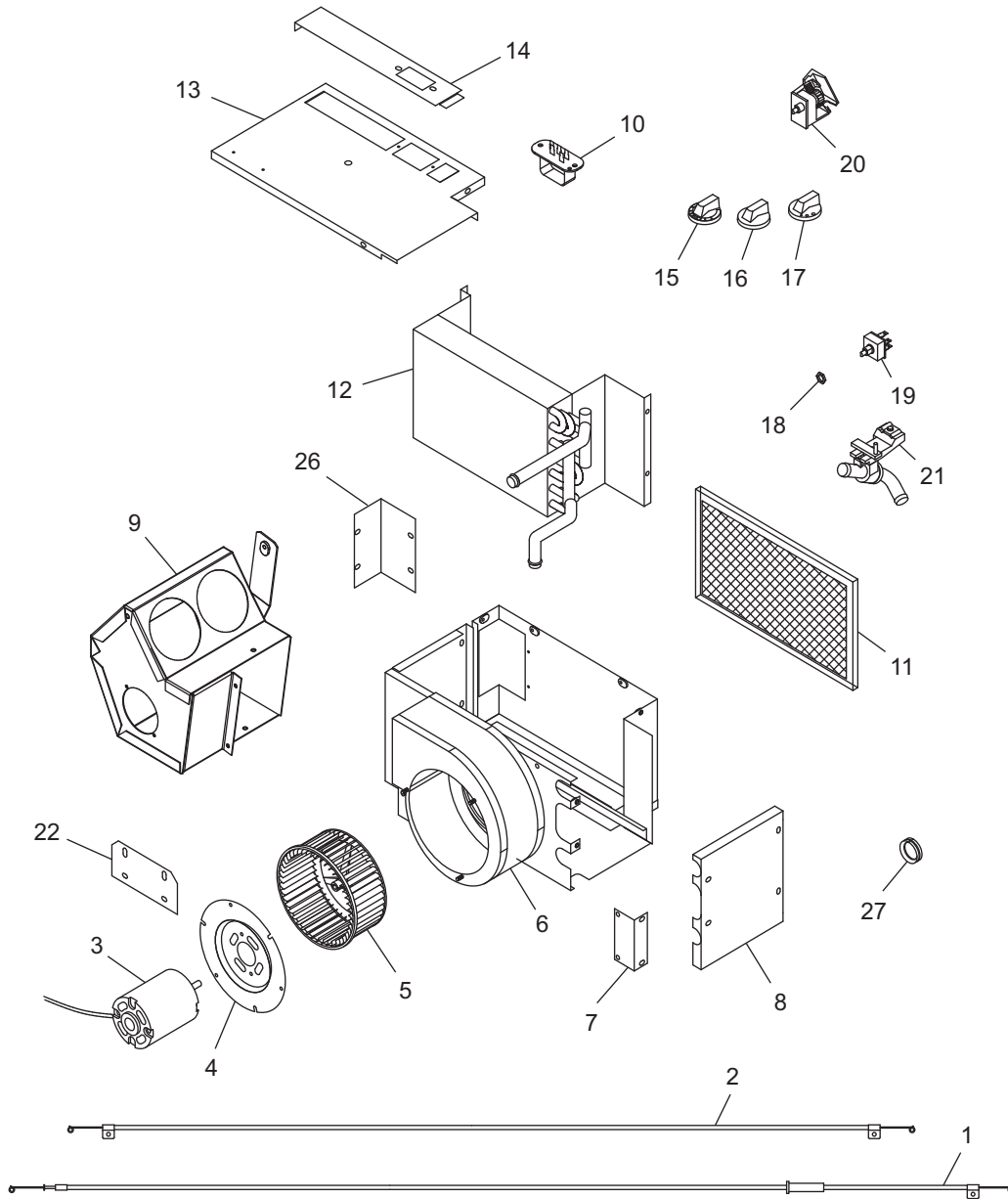
WHEN ORDERING PARTS, SPECIFY MODEL NUMBER, SERIAL NUMBER AND DESCRIPTION OF PARTS REQUIRED



**HVAC, HEATER/DEFROST,
AC STANDARD CAB**

DATE: Released 03-2019
 MODEL: FD
 PAGE: 6.28

**GROUP
6**



REF	PART NO.	DESCRIPTION	REF	PART NO.	DESCRIPTION
1	30630	Cable, ADJ, 55", SG. Loop	15	28055	Knob, Red Blue, TEMP CTL
2		45" DBL Loop Cable	16	28056	Knob, Cab-BI Level-DEF
3	19667	MTR, 12 V, PM, REV	17	28057	Knob, Plastic, SPD CTL
4		Modified LRG Motor MNT	18		Panel Nut
5	19969	WHL, GALV, 5.75 X 2.42, CW, Fergus	19	19965	Switch, 3 SPD, 4 PSN
6		ASY, Body Wrap	20	19966	Actuator, Full Detent, NT, WSR
7		ASY, BKT, Core TB Hole CVR	21	30629	Valve, Heat, Barrel Type
8		End Panel	22		BKT, Mount
9		Distribution Box	23		Side Air Block
10	21831	Resistor, 4 Speed	24*		Louvre, EUROVENT
11	19970	Filter, 7 X 12 X 0.375, EXP AL	25*		2.5" Collar
12	19968	Coil, HT, 10.25 X 7 X 1.875	26*		2" Collar
13		ASY, Cover	27		Grommet, 1"
14		Intake Air Block	28*		Tinnerman Clip

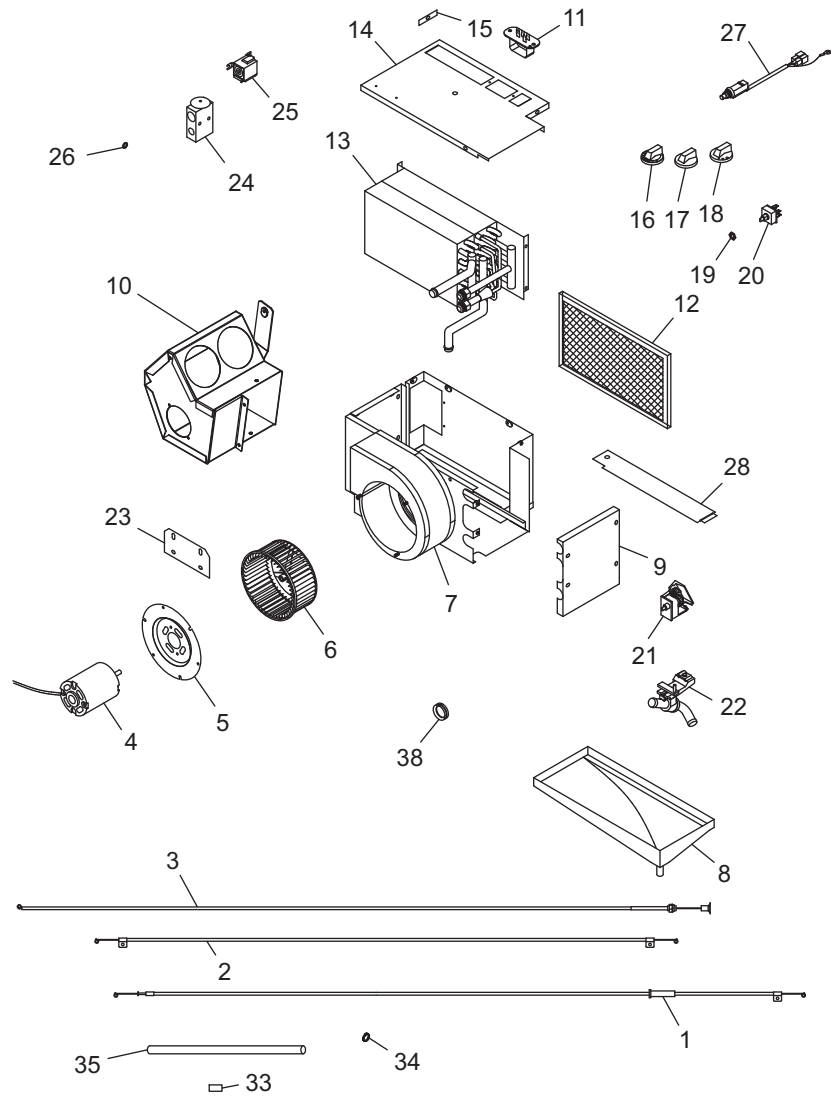
*ITEMS 24, 25, 26 & 28 ARE NOT SHOWN IN THE ILLUSTRATION
 WHEN ORDERING PARTS, SPECIFY MODEL NUMBER, SERIAL NUMBER AND DESCRIPTION OF PARTS REQUIRED



**HVAC, HEATER/DEFROST
 WORKSPACE CAB**

DATE: Released 03-2019
 MODEL: FD
 PAGE: 6.29

**GROUP
 6**



REF	PART NO.	DESCRIPTION	REF	PART NO.	DESCRIPTION
1	30630	Cable, ADJ, 55, SG. Loop	20	19965	Switch, 3 SPD, 4 PSN
2		45" DBL Loop Cable	21	19966	Actuator, Full Detent, NT, WSR
3	30074	51" Push/Pull Cable	22	30629	Valve, Heat, Barrel Type
4	19967	MTR, 12 V, PM, REV	23		BKT, Mount
5		Modified LRG Motor MNT	24	20058	VLVE, BLK, TXV, 134A W/MTG
6	19969	WHL, GALV, 5.75 X 2.42, CW, Fergus	25	19975	T-STAT, Preset FREEZEPRTR
7		ASY, Body Wrap	26		O-Ring, #6, R134A, HNBR
8	19974	ASY, Drain Pan	27	19972	Switch, PSH BTN, A/C
9		End Panel	28		Bottom Air Block
10		Distribution Box	29*		REFRGT Label
11	21831	Resistor, 4 Speed	30*		Louvre, EUROVENT
12	19970	Filter, 7 X 12 X 0.375, EXP AL	31*		2.5" Collar
13	19973	Coil, HT/EVAP, 10.25 X 6 X 4.38	32*		2" Collar
14		ASY, Cover	33		Kazoo Tube
15		BKT, Filter Retainer	34		Hose Clamp, 0.5"
16	28055	Knob, Red Blue, TEMP CTL	35		Drain Hose, 12"
17	28056	Knob, Cab-BI Level-DEF	36*		Cork Tape, 30"
18	28057	Knob, Plastic, SPD CTL	37*		Tinnerman Clip
19		Panel Nut	38		Grommet 1"

*ITEMS 29 TO 32, 36 & 37 ARE NOT SHOWN IN THE ILLUSTRATION
 WHEN ORDERING PARTS, SPECIFY MODEL NUMBER, SERIAL NUMBER AND DESCRIPTION OF PARTS REQUIRED



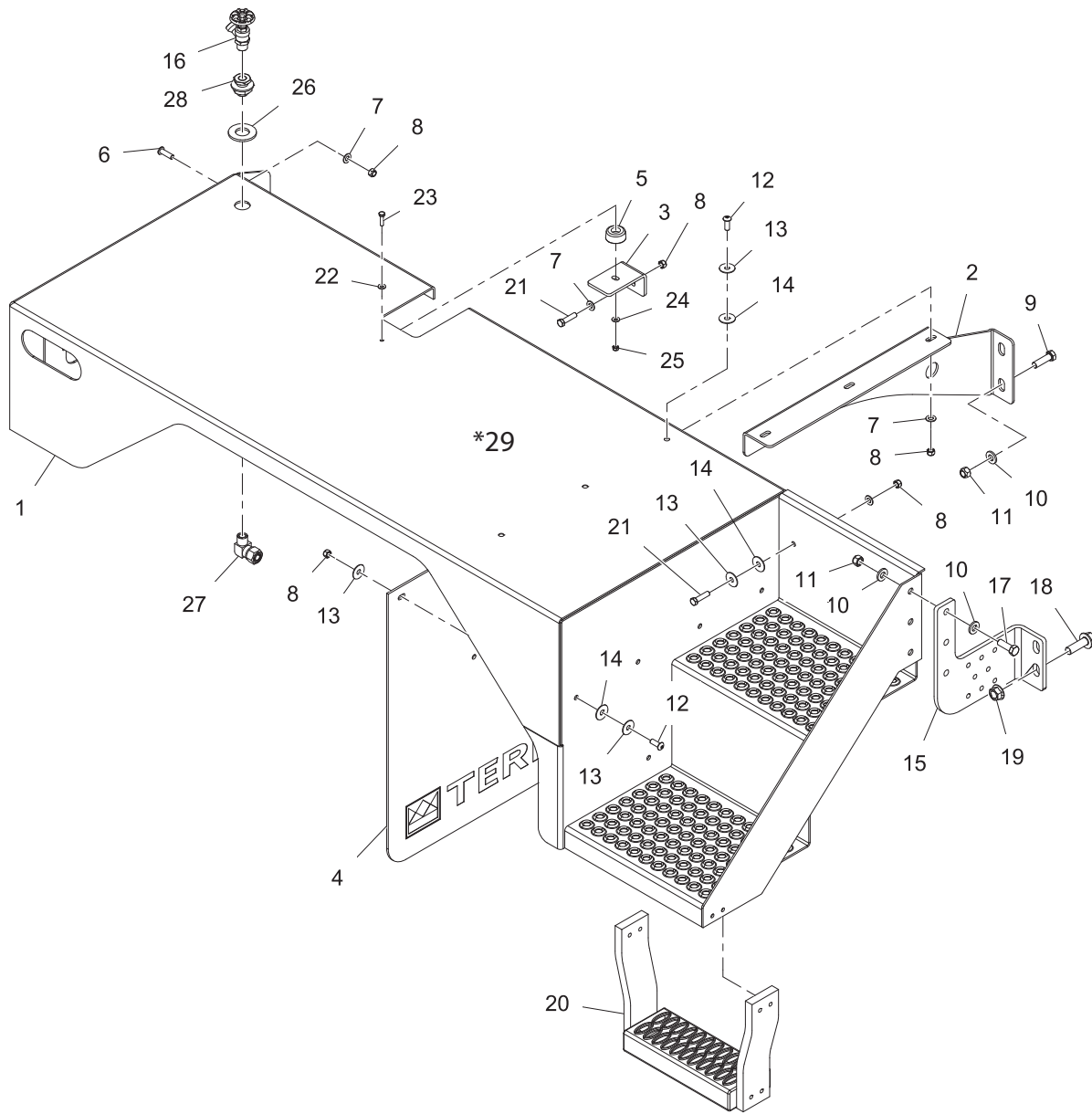
**HVAC, HEATER/DEFROST,
 AC WORKSPACE CAB**

DATE: Released 03-2019
 MODEL: FD
 PAGE: 6.30

**GROUP
 6**

This page intentionally left blank

FENDERS



REF	PART NO.	DESCRIPTION	REF	PART NO.	DESCRIPTION
	34374	Kit, Front Fender, STSD, MY13 (REV_C)	15	33436	Support, Fender, RDSD, Rear, MY13
1	34263	Fender, FD Front RDSD, Narrow, MY14	16	34905	Bracket, Fender, RDSD, Rear, MY14, 7AX
	35246	Fender, Front, RDSD, Narrow, WrkSpC	16	13106	Valve, Ball, Water, 1/2", Brass
2	33435	Support, Fender, Front, MY13	17	19113	Bolt, HHCS, 1/2-13 X 1-1/2, GR8
3	33446	Support, Fender, Front, MY13	18	14464	Bolt, FLNG, 5/8"-18 X 2", PO, GR8
4	33809	Mud Flap, Front, RDSD	19	14461	Nut, Lock, Flange, 5/8"-18, GR8
5	33872	Bumper, Rubber, 1.5" DIA X 3/4" DUR 70A	20	37177	KIT, FLEXIBLE STEP 12"
6	19142	Bolt, BHSCS, 3/8-16 X 1-1/4"	21	19109	Bolt, HHCS, 3/8"-16 X 1-1/2", PF, GR8
7	19272	Washer, Flat, 3/8 A325	22	19053	Washer, Flat, 1/4", SAE, ZP
8	19353	Nut, Auto Style, 3/8-16, GRC	23	19029	Bolt, HHCS, 1/4"-20 X 1", SS
9	19114	Bolt, HHCS, 1/2-13 X1-3/4, GR8	24	19015	Washer, Lock, External, 1/4", ZP
10	19093	Washer, Flat, 1/2 A325	25	19352	Nut, Lock, Top, 1/4"-20, ZP, GRC
11	19354	Nut, Auto Style, 1/2-13, GRC (Lock)	26	33123	Washer, 1 1/8" Black Power Coat
12	19123	Bolt, BHSCS, 3/8-16 X 1"	27	11789	FTG, AB, 90° M EL, 3/4" TOD X 1/2" NPT
13	22288	Washer, FNDR, 3/8" X 1-1/4", ZP	28	12231	FTG, Pipe, Bulkhead, 1/2" NPT, Brass
14	19308	Washer, Flat, 3/8", PVC	*29	35644	Plate, Egress, High Friction, STD Cab
				35645	Plate, Egress, High Friction, Wkspc Cab

WHEN ORDERING PARTS, SPECIFY MODEL NUMBER, SERIAL NUMBER AND DESCRIPTION OF PARTS REQUIRED



FRONT FENDER, STSD

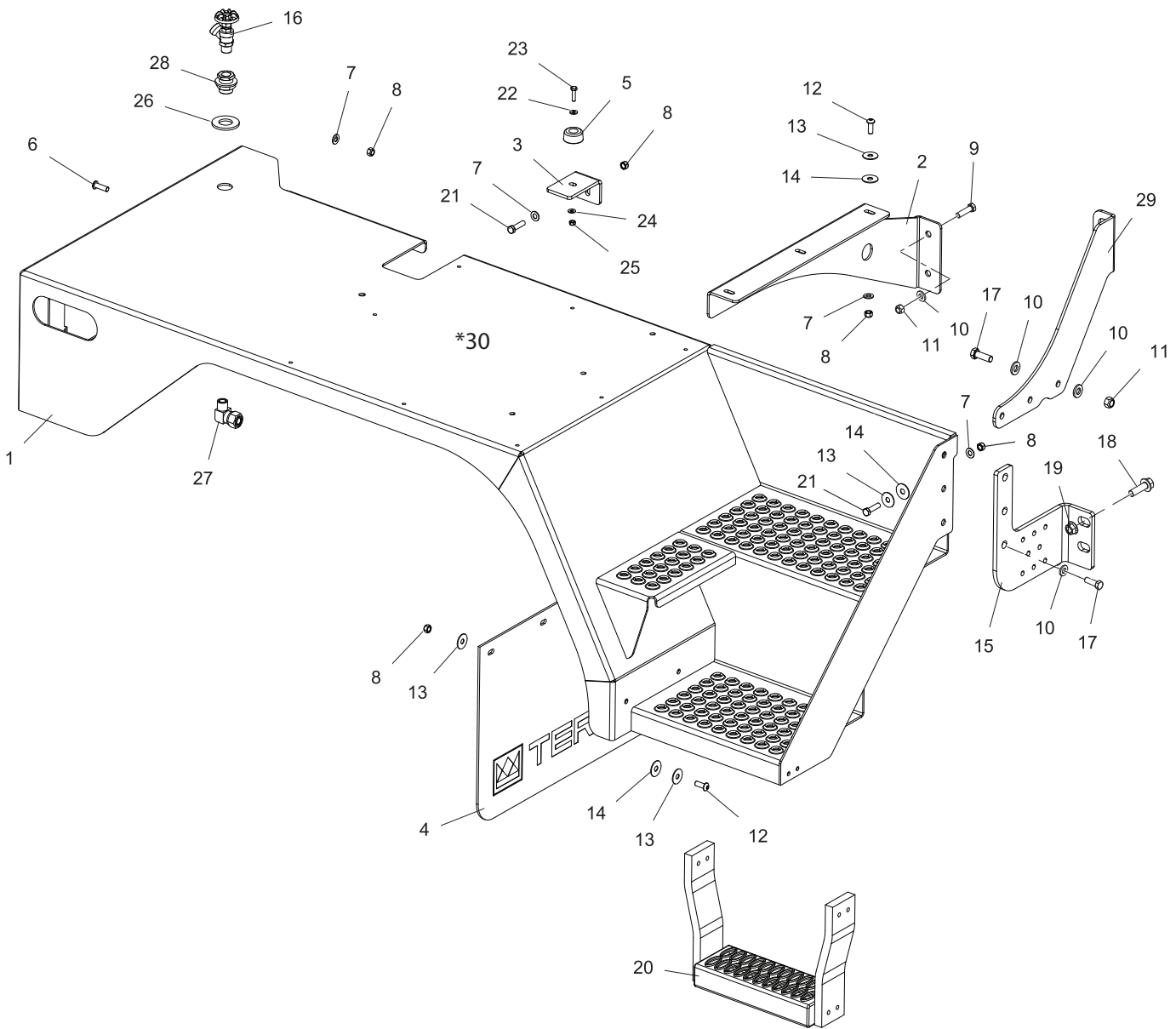
DATE: Released 03-2019

MODEL: FD

PAGE: 7.1

GROUP

7



REF	PART NO.	DESCRIPTION	REF	PART NO.	DESCRIPTION
	34374	Kit, Front Fender, STSD, MY13 (REV_D)	16	13106	Valve, Ball, Water, 1/2", Brass
1	36488	Fender, Front RDSD, STD Cab MY2018	17	19113	Bolt, HHCS, 1/2-13 X 1-1/2, GR8
2	33435	Support, Fender, Front, MY13	18	14464	Bolt, FLNG, 5/8"-18 X 2", PO, GR8
3	33446	Support, Fender, Front, MY13	19	14461	Nut, Lock, Flange, 5/8"-18, GR8
4	33809	Mud Flap, Front, RDSD	20	37177	KIT, FLEXABLE STEP 12"
5	33872	Bumper, Rubber, 1.5" DIA X 3/4" DUR 70A	21	19109	Bolt, HHCS, 3/8"-16 X 1-1/2", PF, GR8
6	19142	Bolt, BHSCS, 3/8-16 X 1-1/4"	22	19053	Washer, Flat, 1/4", SAE, ZP
7	19272	Washer, Flat, 3/8 A325	23	19029	Bolt, HHCS, 1/4"-20 X 1", SS
8	19353	Nut, Auto Style, 3/8-16, GRC	24	19015	Washer, Lock, External, 1/4", ZP
9	19114	Bolt, HHCS, 1/2-13 X1-3/4, GR8	25	19352	Nut, Lock, Top, 1/4"-20, ZP, GRC
10	19093	Washer, Flat, 1/2 A325	26	33123	Washer, 1 1/8" Black Power Coat
11	19354	Nut, Auto Style, 1/2-13, GRC (Lock)	27	11789	FTG, AB, 90° M EL, 3/4" TOD X 1/2" NPT
12	19123	Bolt, BHSCS, 3/8-16 X 1"	28	12231	FTG, Pipe, Bulkhead, 1/2" NPT, Brass
13	22288	Washer, FNDR, 3/8" X 1-1/4", ZP	29	36487	Support,Front Fender,RDSD,Center,2018
14	19308	Washer, Flat, 3/8", PVC	*30	36542	Plate,Egress,High Friction,STD Cab,2018
15	33436	Support, Fender, RDSD, Rear, MY13			
*	34905	Bracket, Fender, RDSD, Rear, MY14, 7AX			

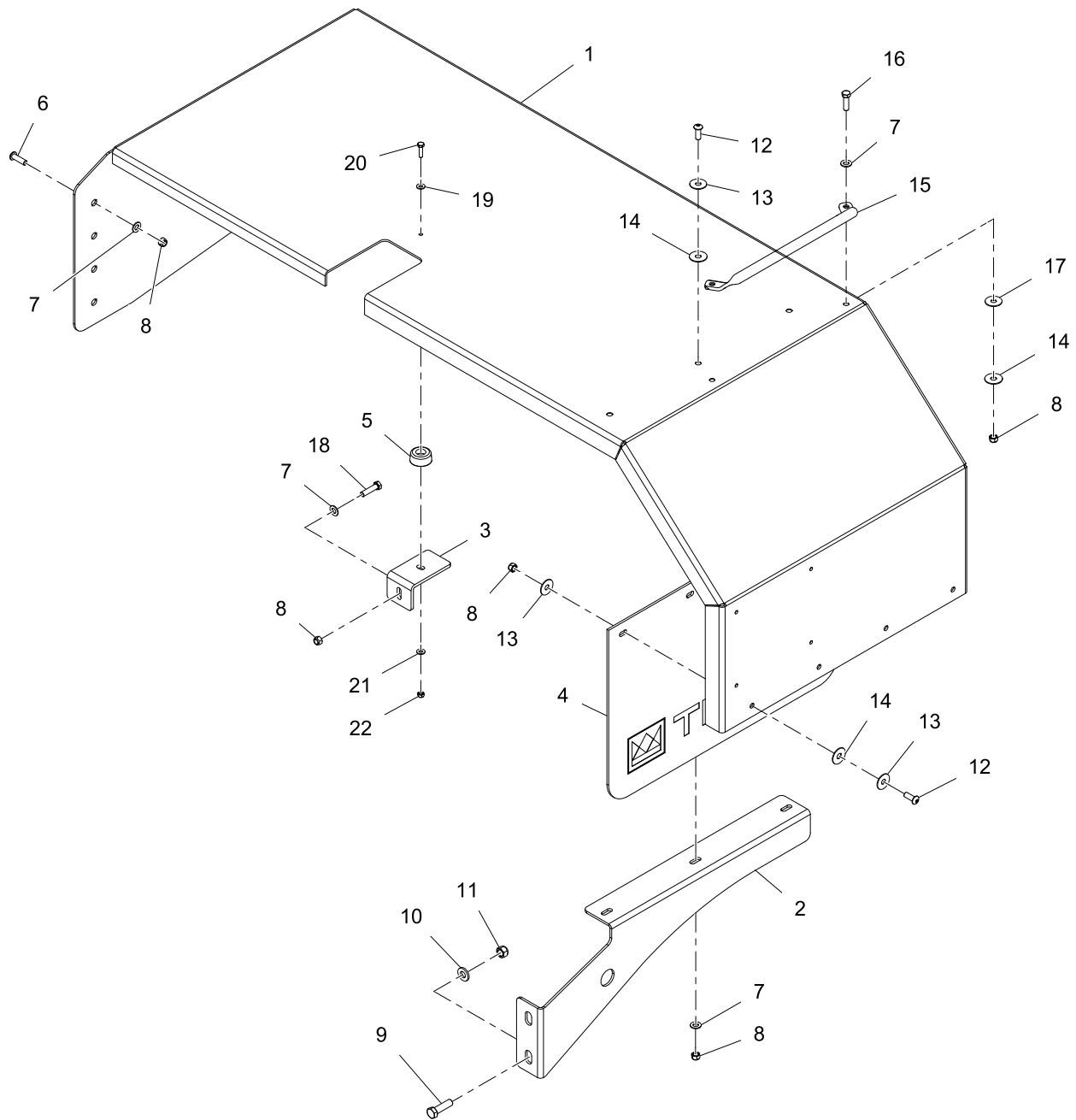
WHEN ORDERING PARTS, SPECIFY MODEL NUMBER, SERIAL NUMBER AND DESCRIPTION OF PARTS REQUIRED



FRONT FENDER, STSD 2018

DATE: Released 03-2019
 MODEL: FD
 PAGE: 7.2

GROUP
7



REF PART NO. DESCRIPTION

REF PART NO. DESCRIPTION

34375 Kit, Front Fender, CBSD,MY13

1	34262	Fender, FD Front CBSD, Narrow, MY14	12	19123	Bolt, BHSCS, 3/8-16 X 1"
2	33435	Support, Fender, Front, MY13	13	22288	Washer, FNDR, 3/8" X 1-1/4", ZP
3	33446	Support, Fender, Front, MY13	14	19308	Washer, Flat, 3/8", PVC
4	18131	Mud Flap, Logo, Terex	15	29371	Handle, Cab Access, Work Space
5	33872	Bumper, Rubber, 1.5" DIA X 3/4" DUR 70A	16	19107	Bolt, HHCS, 3/8" X 1-1/4", PF, GR8
6	19142	Bolt, BHSCS, 3/8-16 X 1-1/4"	17	19315	Washer, Fender, 3/8 X 1-1/4, GR2
7	19272	Washer, Flat, 3/8 A325	18	19109	Bolt, HHCS, 3/8"-16 X 1-1/2", PF, GR8
8	19353	Nut, Auto Style, 3/8-16, GRC	19	19053	Washer, Flat, 1/4", SAE, ZP
9	19114	Bolt, HHCS, 1/2-13 X1-3/4, GR8	20	19029	Bolt, HHCS, 1/4"-20 X 1", SS
10	19093	Washer, Flat, 1/2 A325	21	19015	Washer, Lock, External, 1/4", ZP
11	19354	Nut, Auto Style, 1/2-13, GRC (Lock)	22	19352	Nut, Lock, Top, 1/4"-20, ZP, GRC

WHEN ORDERING PARTS, SPECIFY MODEL NUMBER, SERIAL NUMBER AND DESCRIPTION OF PARTS REQUIRED



FRONT FENDER, CBSD

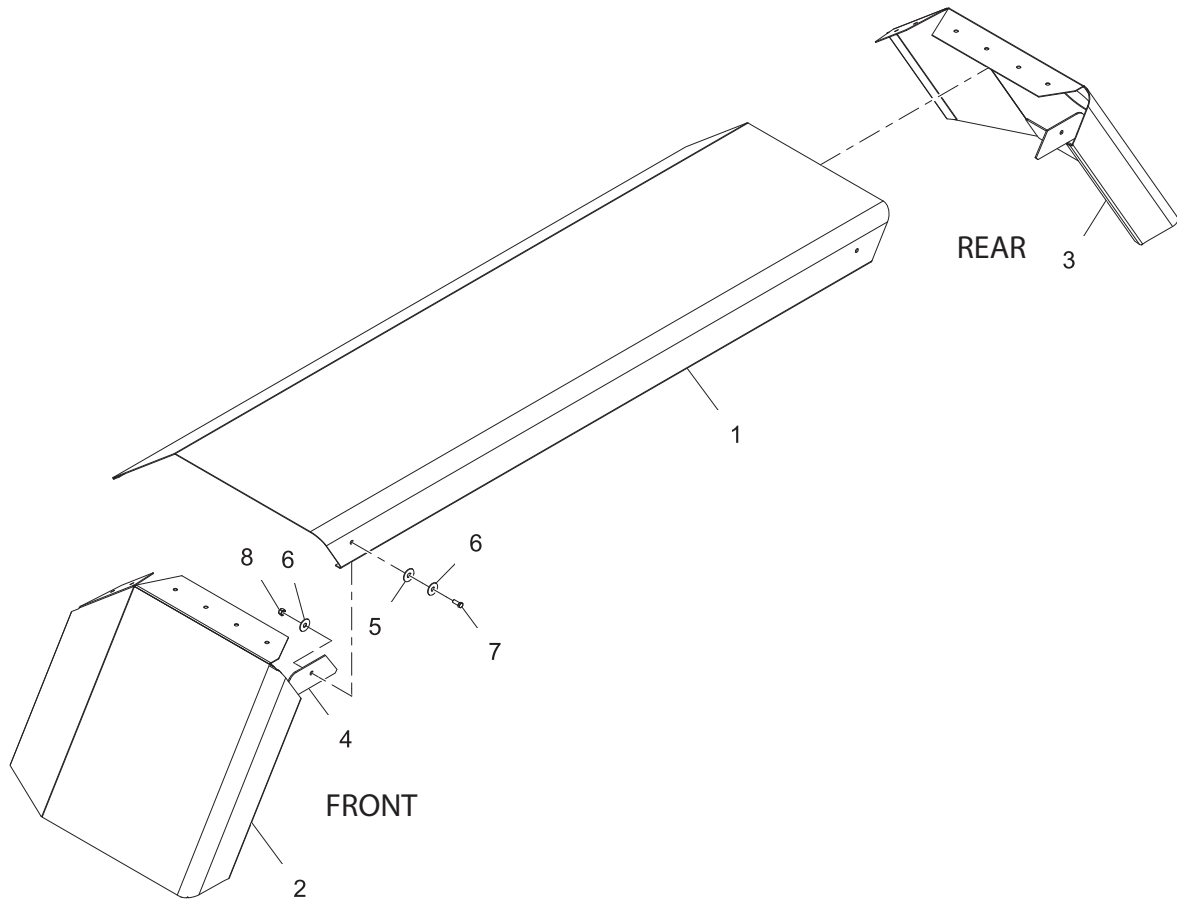
DATE: Released 03-2019

MODEL: FD

PAGE: 7.3

GROUP

7



REF	PART NO.	DESCRIPTION	QTY	REF	PART NO.	DESCRIPTION	QTY
1	33544	Fender, Rear, ALUM, 139", 2012	1	4	23820	Gusset, Rear, Fender End Cap.....	2
	33651	Fender, Rear, ALUM, 89", 2012	1	5	19308	Washer, Flat, 3/8 PVC	9
	33741	Fender, Rear, ALUM, 107", MY13.....	1	6	22288	Washer, Fender, 3/8" X 1-1/4"	18
2	33546	WDMT, Fender End Cap, RDS- Front, 2012	1	7	19105	Bolt, HHCS, 3/8"-16 X 1", PF, GR8.....	9
	33545	WDMT, Fender End Cap, CBS- Front, 2012.....	1	8	19353	Nut, Lock, Top, 3/8"-16, ZP, GRC	9
3	33549	WDMT, Fender End Cap, RDS- RR, 2012.....	1				
	33550	WDMT, Fender End Cap, CBS- RR, 2012.....	1				

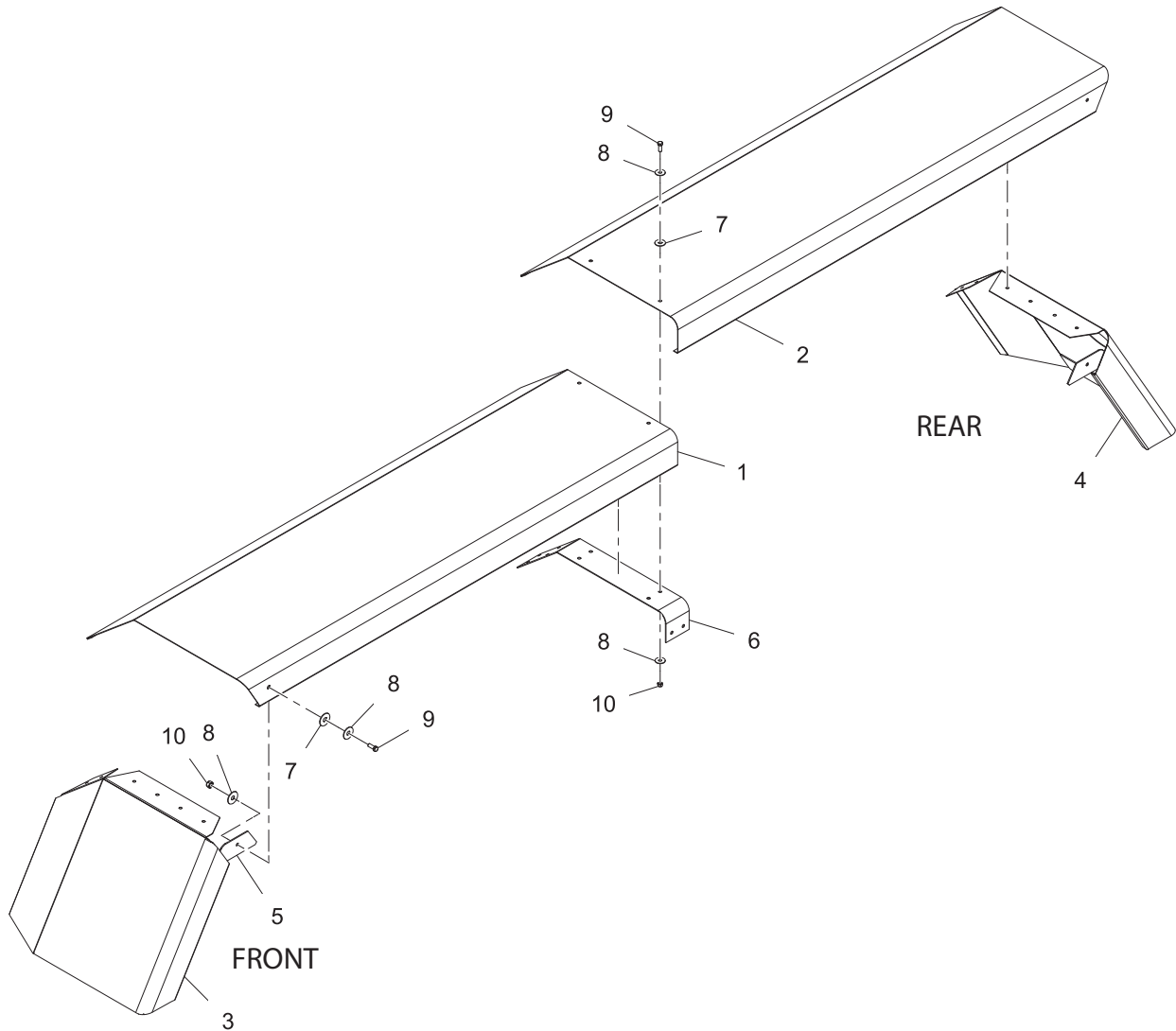
WHEN ORDERING PARTS, SPECIFY MODEL NUMBER, SERIAL NUMBER AND DESCRIPTION OF PARTS REQUIRED



REAR FENDER 2010-2015

DATE: Released 03-2019
 MODEL: FD
 PAGE: 7.4

GROUP
7



REF	PART NO.	DESCRIPTION	QTY	REF	PART NO.	DESCRIPTION	QTY
1	33717	Fender, Rear, RDSR Rear, 75", MY13.....	1	3	33546	WDMT, Fender End Cap, RDSR-Front, 2012	1
	33718	Fender, Rear, CBSR Rear, 75", MY13.....	1		33545	WDMT, Fender End Cap, CBSR-Front, 2012	1
	33719	Fender, Rear, Front RDSR, 107", MY13.....	1	4	33549	WDMT, Fender End Cap, RDSR-RR, 2012	1
	33720	Fender, Rear, Front CBSR, 107", MY13.....	1		33550	WDMT, Fender End Cap, CBSR-RR, 2012.....	1
2	33721	Fender, Rear, RDSR Rear, 118", MY13.....	1	5	23820	Gusset, Rear, Fender End Cap.....	2
	33722	Fender, Rear, CBSR Rear, 118", MY13.....	1	6	34077	Plate, Rear Fender Splice, 2013.....	1
	33719	Fender, Rear, Front RDSR, 107", MY13.....	1	7	19308	Washer, Flat, 3/8 PVC	9
	33720	Fender, Rear, Front CBSR, 107", MY13.....	1	8	22288	Washer, Fender, 3/8" X 1-1/4"	18
				9	19105	Bolt, HHCS, 3/8"-16 X 1", PF, GR8.....	9
				10	19353	Nut, Lock, Top, 3/8"-16, ZP, GRC	9

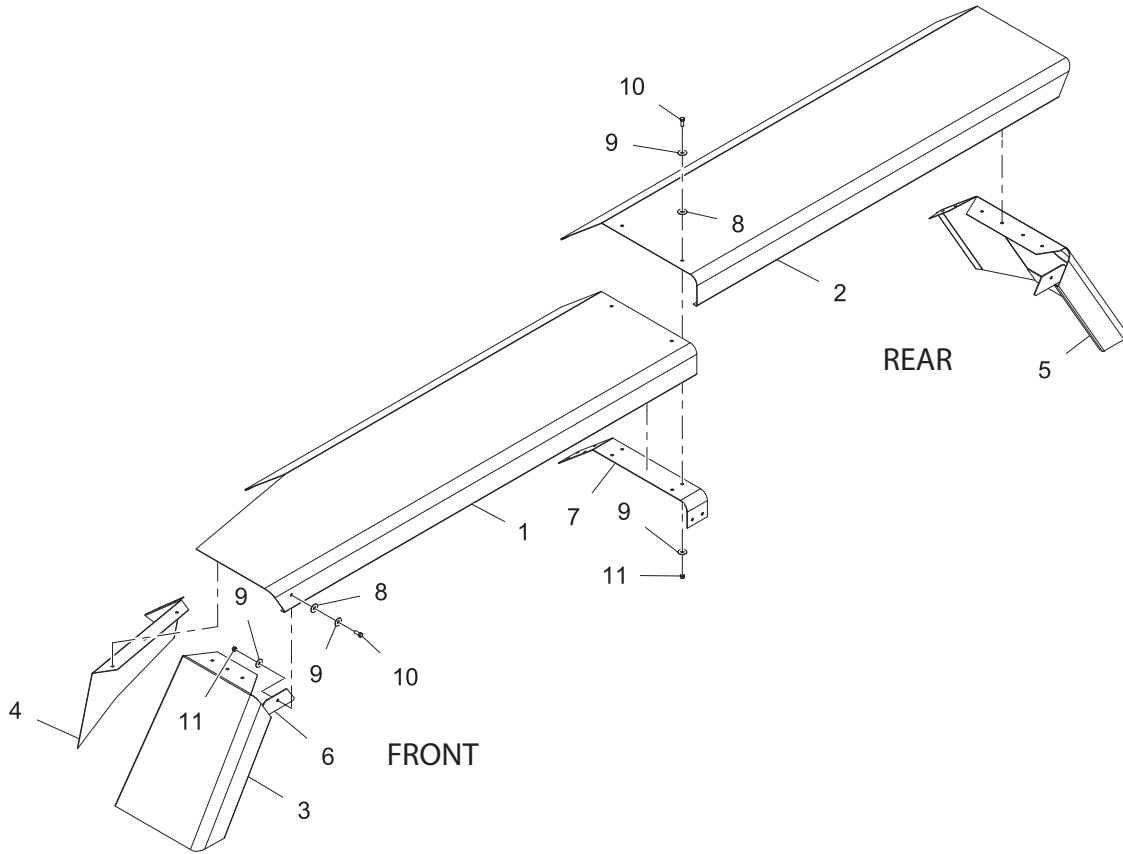
WHEN ORDERING PARTS, SPECIFY MODEL NUMBER, SERIAL NUMBER AND DESCRIPTION OF PARTS REQUIRED



REAR FENDER 2010-2015

DATE: Released 03-2019
 MODEL: FD
 PAGE: 7.5

GROUP
7



REF	PART NO.	DESCRIPTION	QTY	REF	PART NO.	DESCRIPTION	QTY
1	33747	Fender, Rear, 85", W/150GL Cutout, RDSD	1		33781	WDMT, FNDR End Cap, W/200GL Cutout, RDSD	1
	33748	Fender, Rear, 85", W/150GL Cutout, CBSD	1		33780	WDMT, FNDR ENDCAP, W/200GL Cutout, CBSD	1
	33764	Fender, Rear, 85", W/200GL Cutout, RDSD	1	4	33759	Cap, Inner FNDR, W/150GAL Cutout, RDSD	1
	33765	Fender, Rear, 85", W/200GL Cutout, CBSD	1		33758	Cap, Inner FNDR, W/150GAL Cutout, CBSD	1
	33749	Fender, Rear, 107", W/150GL Cutout, RDSD	1		33753	Cap, Inner FNDR, W/200GAL Cutout, RDSD	1
	33750	Fender, Rear, 107", W/150GL Cutout, CBSD	1		33752	Cap, Inner FNDR, W/200GAL Cutout, CBSD	1
	33766	Fender, Rear, 107", W/200GL Cutout, RDSD	1		21664	Inner Cap, Front, Rear Fender, RDSD	1
	33767	Fender, Rear, 107", W/200GL Cutout, CBSD	1		21665	Inner Cap, Front, Rear Fender, CBSD	1
2	33705	Fender, Rear, RDSD Rear, 93", MY13	1	5	33550	WDMT, Fender End Cap, CBSD-RR, 2012	1
	33706	Fender, Rear, CBSD Rear, 93", MY13	1		33549	WDMT, Fender End Cap, RDSD-RR, 2012	1
	33721	Fender, Rear, RDSD Rear, 118", MY13	1	6	23820	Gusset, Rear, Fender End Cap	2
	33722	Fender, Rear, CBSD Rear, 118", MY13	1	7	34077	Plate, Rear Fender Splice, 2013	1
				8	19308	Washer, Flat, 3/8 PVC	9
3	33755	WDMT, FNDR, End, W/150GAL Cutout, RDSD	1	9	22288	Washer, Fender, 3/8" X 1-1/4"	18
	33754	WDMT, FNDR, End, W/150GAL Cutout, CBSD	1	10	19105	Bolt, HHCS, 3/8"-16 X 1", PF, GR8	9
				11	19353	Nut, Lock, Top, 3/8"-16, ZP, GRC	9

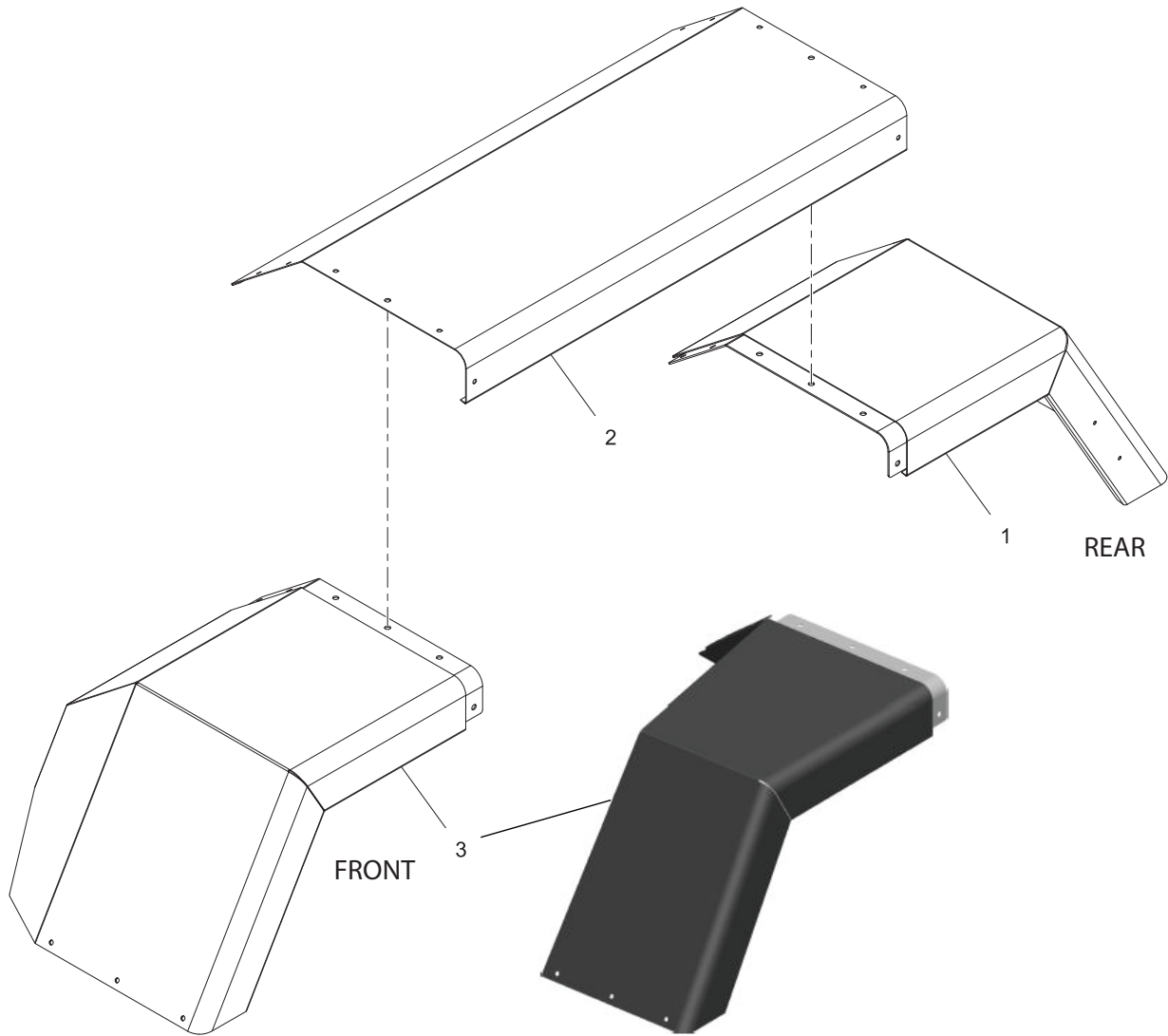
WHEN ORDERING PARTS, SPECIFY MODEL NUMBER, SERIAL NUMBER AND DESCRIPTION OF PARTS REQUIRED



REAR FENDER 2010-2015

DATE: Released 03-2019
 MODEL: FD
 PAGE: 7.6

GROUP
7



REF	PART NO.	DESCRIPTION	QTY	REF	PART NO.	DESCRIPTION	QTY
1	34682	WDMT, End Cap, RR FNDR, STSD Rear	1	3	34684	WDMT, End Cap RR FNDR STSD FRONT, (DEFAULT).....	1
	34683	WDMT, End Cap, RR FNDR, CBSD Rear	1		34685	WDMT, End Cap RR FNDR CBSD FRONT, (DEFAULT).....	1
2	34661	Fender, Rear 51" FD3000 & FDB4000-NY.....	1		34686	WDMT, End Cap RR FNDR STSD FRONT, FDB6000 w/150 gal....	1
	34662	Fender, Rear 69" FDB4000-IL.....	1		34687	WDMT, End Cap RR FNDR CBSD FRONT, FDB6000 w/150 gal ...	1
	34665	Fender, Rear 103" FD4000	1		34688	WDMT, End Cap RR FNDR STSD FRONT, FDB6000 w/200 gal....	1
	34667	Fender, Rear 144" FD5000GL.....	1		34689	WDMT, End Cap RR FNDR CBSD FRONT, FDB6000 w/200 gal ...	1
	34666	Fender, Rear, 137", FDB6000	1				

*** CONTINUED ON NEXT PAGE ***

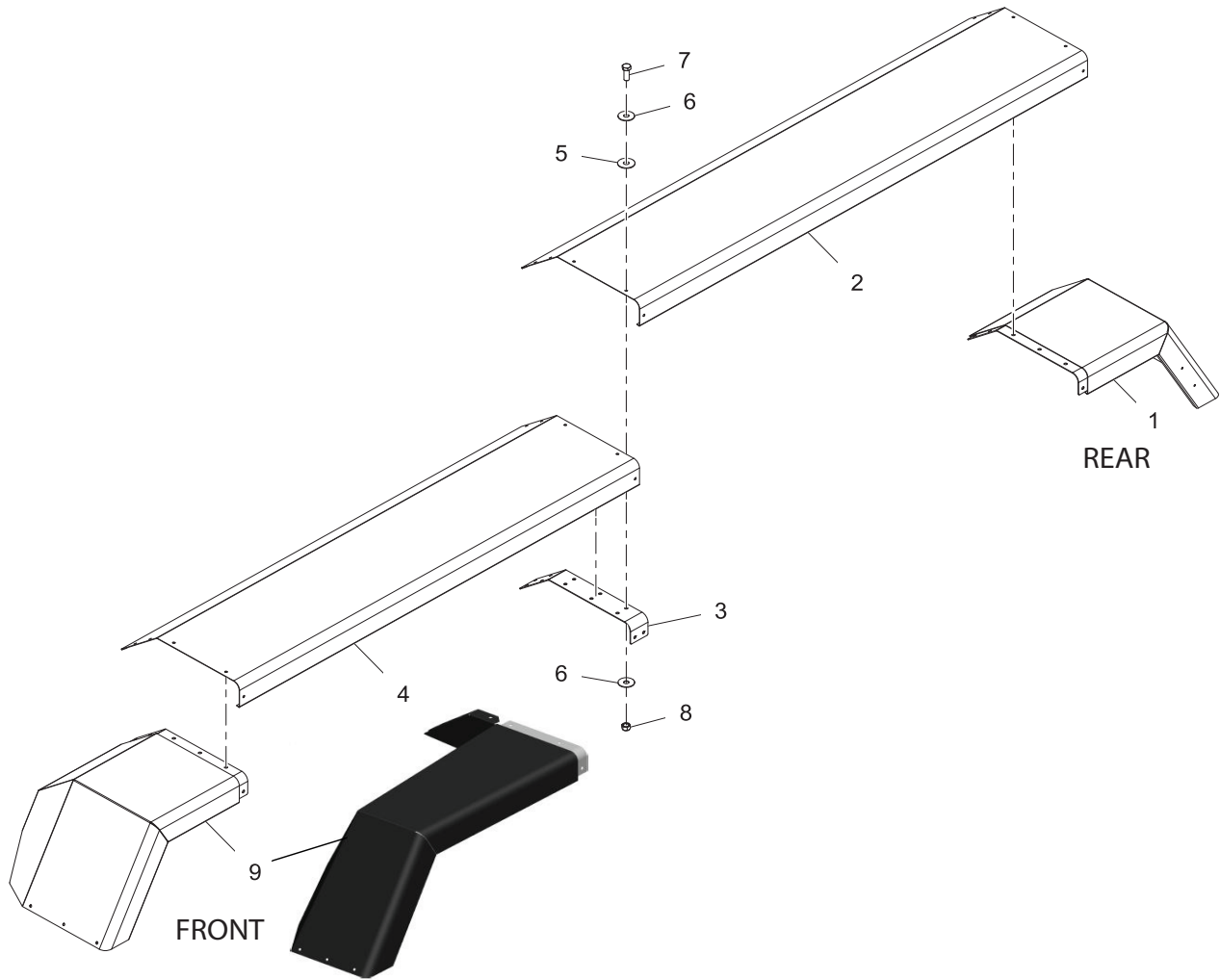
WHEN ORDERING PARTS, SPECIFY MODEL NUMBER, SERIAL NUMBER AND DESCRIPTION OF PARTS REQUIRED



REAR FENDERS 2016 - PRESENT

DATE: Released 03-2019
 MODEL: FD
 PAGE: 7.7

GROUP
7



REF	PART NO.	DESCRIPTION	QTY	REF	PART NO.	DESCRIPTION	QTY
1	34682	WDMT, End Cap, RR FNDR, STSD Rear.....	1	9	34684	WDMT, End Cap RR FNDR STSD FRONT, (DEFAULT).....	1
	34683	WDMT, End Cap, RR FNDR, CBSD Rear	1		34685	WDMT, End Cap RR FNDR CBSD FRONT, (DEFAULT).....	1
2	34665	Fender, Rear 103" FD6000MS & FDB7000	1		34690	WDMT, End Cap RR FNDR STSD FRONT, FDB7000 w/150 gal....	1
3	34659	Plate, Rear Fender Splice MY14.....	1		34691	WDMT, End Cap RR FNDR CBSD FRONT, FDB7000 w/150 gal ...	1
4	34664	Fender, Rear 88" FD6000MS.....	1		34692	WDMT, End Cap RR FNDR STSD FRONT, FDB7000 w/200 gal....	1
	34663	Fender, Rear 75" FDB7000.....	1		34693	WDMT, End Cap RR FNDR CBSD FRONT, FDB7000 w/200 gal ...	1
5	19308	Washer, Flat, 3/8 PVC.....	5				
6	22288	Washer, Fender, 3/8" X 1-1/4"	10				
7	19105	Bolt, HHCS, 3/8"-16 X 1", PF, GR8	5				
8	19353	Nut, Lock, Top, 3/8"-16, ZP, GRC.....	5				

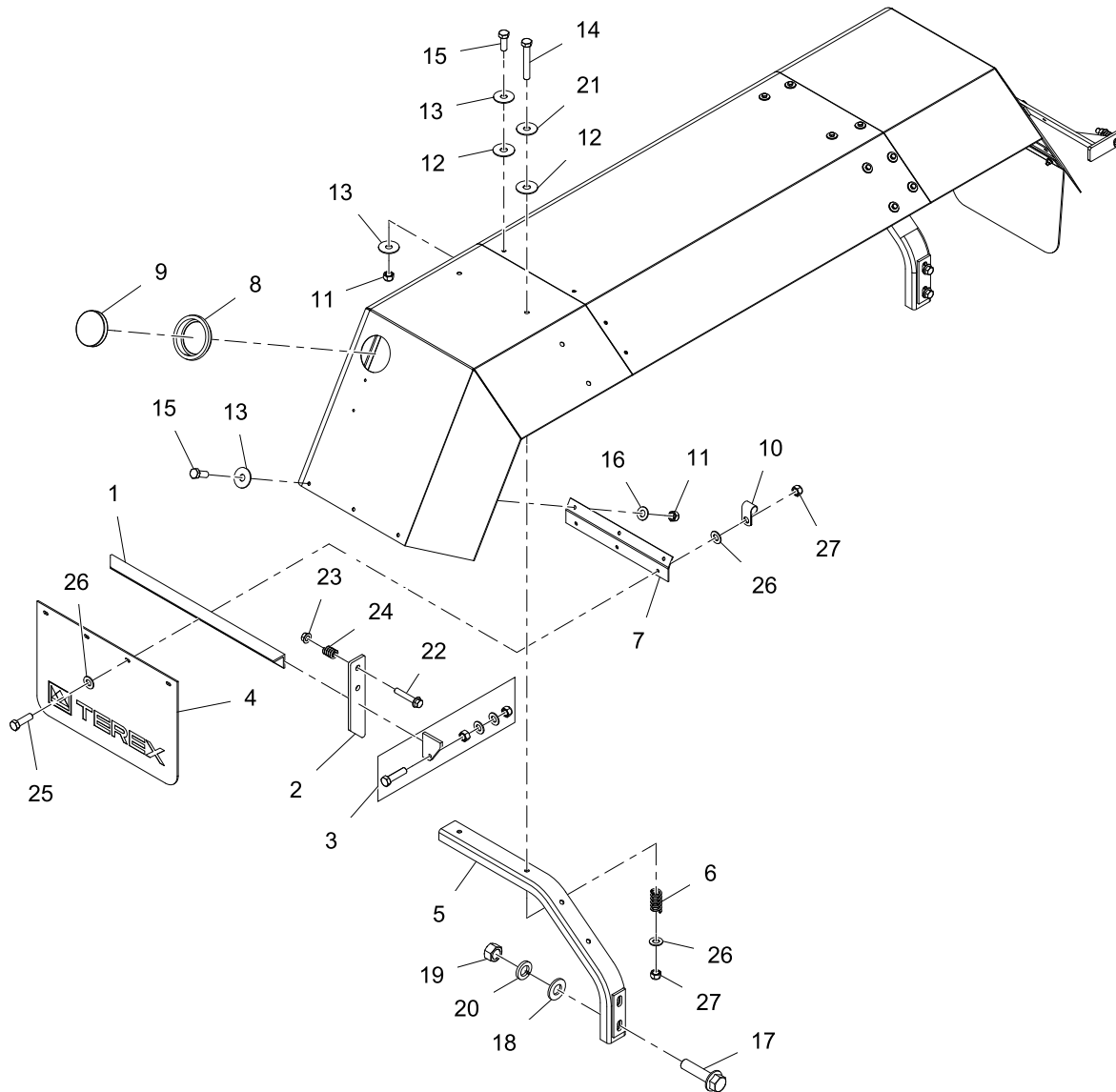
WHEN ORDERING PARTS, SPECIFY MODEL NUMBER, SERIAL NUMBER AND DESCRIPTION OF PARTS REQUIRED



REAR FENDERS 2016 - PRESENT

DATE: Released 03-2019
 MODEL: FD
 PAGE: 7.8

GROUP
7



REF	PART NO.	DESCRIPTION	QTY	REF	PART NO.	DESCRIPTION	QTY
1	24311	Angle, Rear Fender Support, RDS ..	1	14	35340	Bolt, HHCS, 3/8" -16 X 2-1/2", SST	AR
	24312	Angle, Rear Fender Support, CBSD ..	1	15	19105	Bolt, HHCS, 3/8"-16 X 1", PF, GR8	AR
2	11295	Plate, Rear Fender Support	1	16	19045	Washer, Flat, 3/8" YZ	AR
3	24726	WDMT, Gusset, Rear Fender, LH.....	1	17	14462	Bolt, Flange, 5/8-18 X 2-1/2", GR8	AR
	24725	WDMT, Gusset, Rear Fender, RH.....	1	18	19086	Washer, Flat, 5/8"	AR
4*	18131	Mud Flap, Logo, Terex (STD)	1	19	19032	Nut, HEX, 5/8"-18, GR2	AR
	37297	Mudflap, LG, 24"x24", Terex (LONG)	1	20	19034	Washer, Lock, 5/8"	AR
5	33555	WDMT, Rear Fender, Mount, 2012.....	AR	21	35354	Washer Fender, 3/8" GR 18-8, SST.....	AR
6	14437	Spring, Chain Drive	AR	22	14466	Bolt, Flange, 5/8-18 X 3-1/2", PO, GR8	AR
7	24310	Angle, Mud Flap, 4-Axle (W/Holes)....	1	23	14461	Nut, Lock, Flange, 5/8-18, GR8	AR
	24309	Angle, Mud Flap, 5-Axle (W/Holes)....	1	24	11709	Spring, Chain Drive	AR
8	40663	4" Rubber Grommet	1	25	35359	Bolt, HHCS, 3/8"-16 X 1-1/2", SST	AR
9	40661	4" RND, LED, Stop/ Turn/ Tail, Light ..	1	26	35358	Washer Fender, 3/8" ID, 7/8" OD, SST	AR
10	18869	Clamp, RBC-1/2	AR	27	35341	Nut, HEX, 3/8"-16 SST, Nylon Insert...AR	AR
11	19353	Nut, Lock, Top, 3/8"-16, ZP, GRC.....	AR				
12	19308	Washer, Flat, 3/8 PVC.....	AR				
13	22288	Washer, Fender, 3/8" X 1-1/4"	AR				

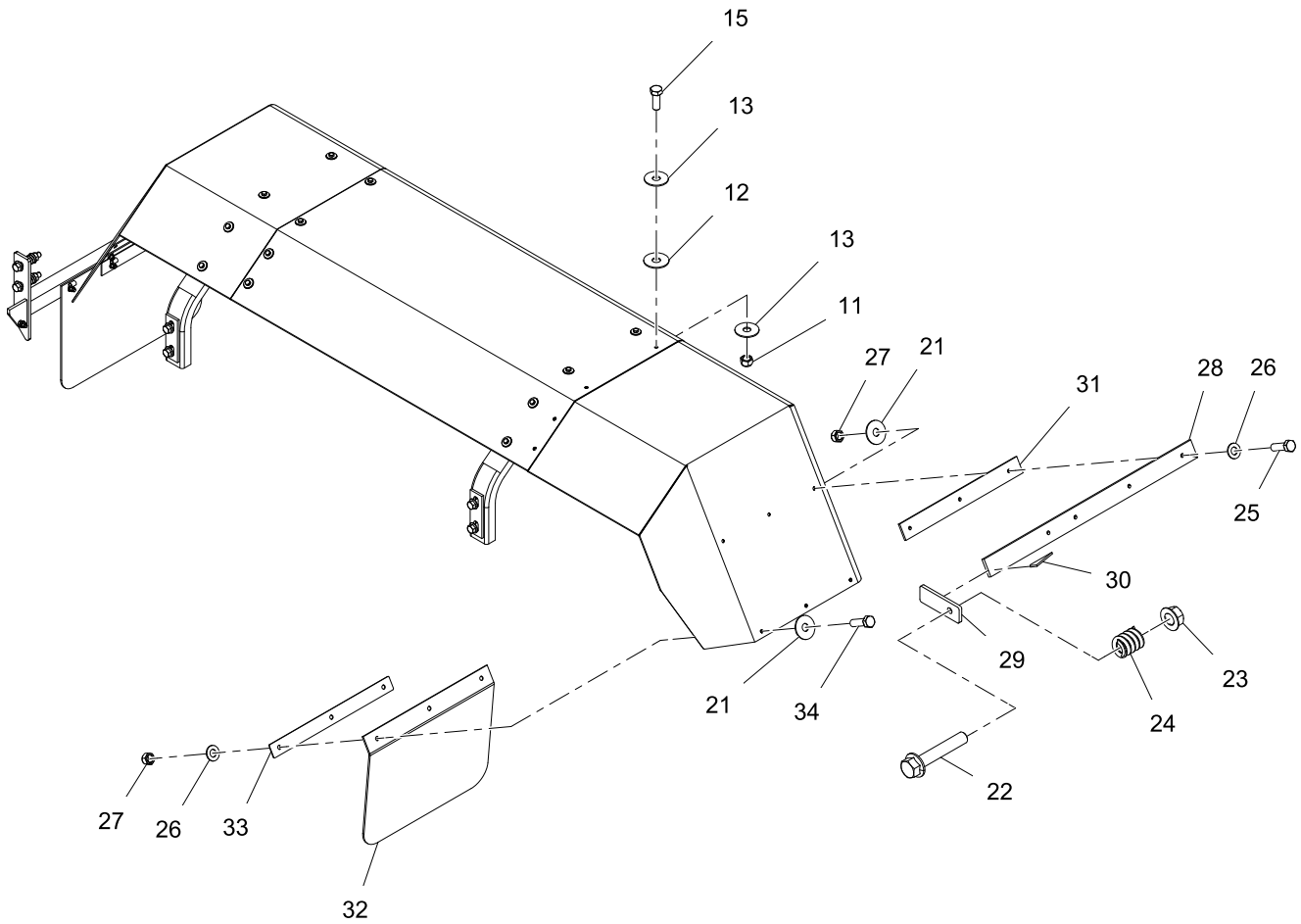
WHEN ORDERING PARTS, SPECIFY MODEL NUMBER, SERIAL NUMBER AND DESCRIPTION OF PARTS REQUIRED



REAR FENDER MOUNTINGS

DATE: Released 03-2019
 MODEL: FD
 PAGE: 7.9

GROUP
7



REF	PART NO.	DESCRIPTION	QTY	REF	PART NO.	DESCRIPTION	QTY
28	34441	Plate, FRT Mounting, Rear Fender	1	30	16317	Front Gusset- Main Chute, Cylinder Mount.....	1
	20844	Plate, FRT Mounting, Rear Fender, 150GL.....	1	31	20300	Pad, Rubber, 1/4 X 2"	1
	34575	Plate, FRT Mounting, Rear Fender, 200GL.....	1	32	23816	Mud Flap, W/ Bend, 18 1/8 IN.....	1
29	34442	Plate, Attachment, (4AX) Rear Fender MNT, Horizontal.....	1	33	34865	Plate, Mud Flap Backing FRT RR MY14	1
	35402	Plate, Attachment, (5AX) Rear Fender MNT, Horizontal.....	1		34902	Plate, Mud Flap Backing FRT RR 150GL	1
	20848	Plate, Support, MNTNG, Rear Fender, Vertical	1		34903	Plate, Mud Flap Backing FRT RR 200GL	1
	20849	Plate, Support, Fender Mounting Bracket.....	1	34	35384	Bolt, HHCS, 3/8"-16 X 1- 1/4", SSTAR	

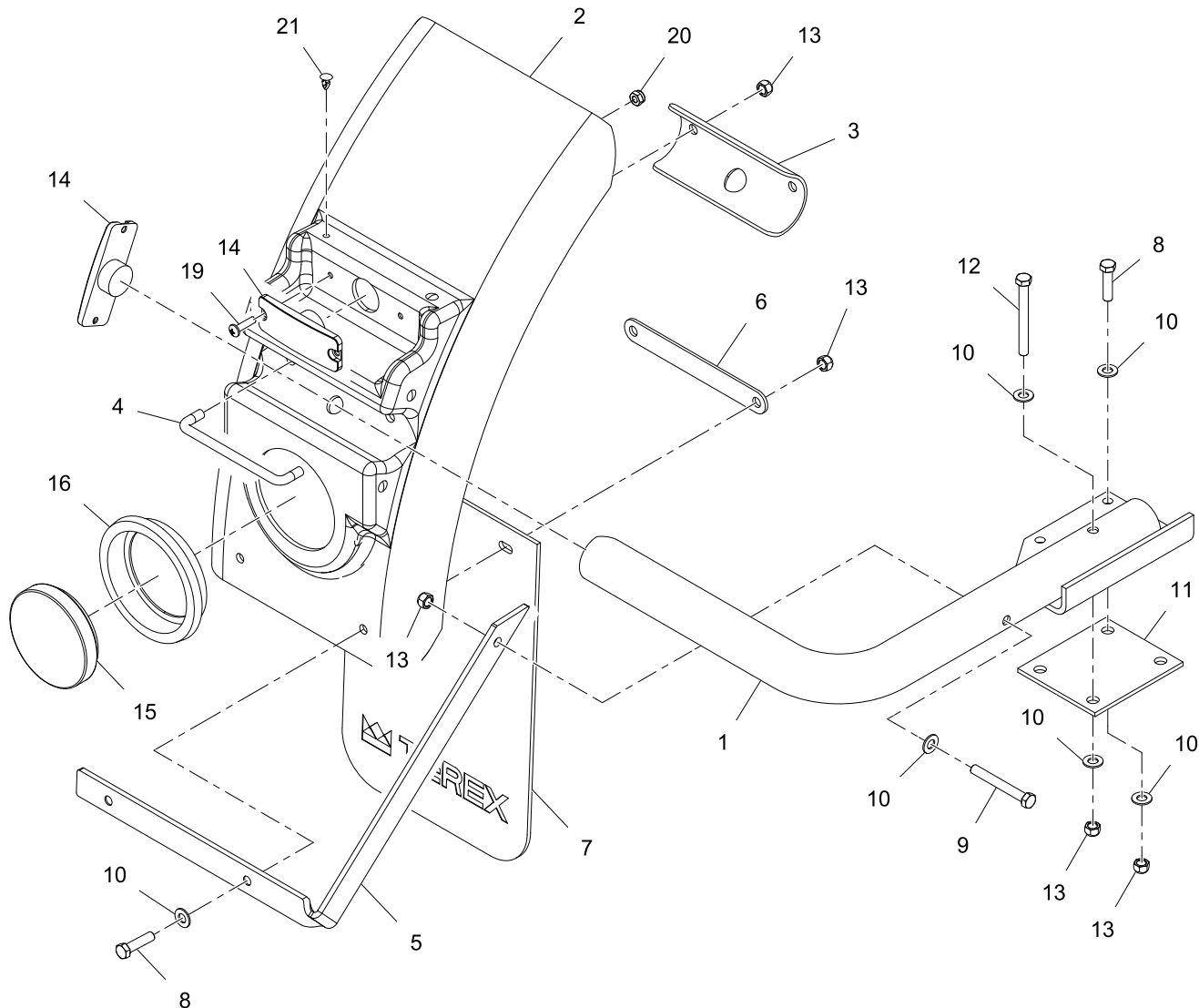
WHEN ORDERING PARTS, SPECIFY MODEL NUMBER, SERIAL NUMBER AND DESCRIPTION OF PARTS REQUIRED



REAR FENDER MOUNTINGS

DATE: Released 03-2019
 MODEL: FD
 PAGE: 7.10

GROUP
7



REF	PART NO.	DESCRIPTION	QTY	REF	PART NO.	DESCRIPTION	QTY
29834-35 Kit, Tag Axle Fenders							
1	29832	WDMT, Tube, Tag Fender, CBSD.....	1	12	19195	Bolt, HHCS, 3/8-16 X 3-1/2, GR8	1
2	29833	WDMT, Tube, Tag Fender, RDSB	1	13	19353	Nut, Lock, Top, 3/8"-16, ZP, GRC	9
3	30024	Fender, Tag Axle, Short.....	1	14	30129	Light, Clearance/Marker, LED, Red, 1 X 4	2
4	29850	Plate, Cover, Tag Fender.....	1	15	40661	4" RND, LED, Stop/Tail/Turn Light	1
5	30034	U-Bolt, 3/8-16 X 5-5/8 W X 1.35 L.....	1	16	40663	4" Rubber Grommet.....	1
6	31126	BRKT, Tag Fender Support, RDSB	1	17*	23601	Plug, Fit 'N' Forget	1
7	31127	BRKT, Tag Fender Support, CBSD	1	18*	30186	Harness, RDSB Tag FNDR, MRKR/STP/TRN	1
8	29851	Plate, Tag Axle Mud Flap.....	1	30187	30187	Harness, CBSB Tag FNDR, MRKR/STP/TRN	1
9	11304	Mud Flap, Tag Fender	1	19	25128	Screw, PPHM, 10-24 X 3/4"	4
10	19109	Bolt, HHCS, 3/8"-16 X 1-1/2", PF, GR8	5	20	19298	Nut, Insert, Nylon, 10-24, ZP	4
11	19148	Bolt, HHCS, 3/8"-16 X 3", PF, GR8.....	1	21	30181	Rivet, Nylon, Push-in, 1/4" DIA X 3/16"	6
12	19045	Washer, Flat, 3/8", GR2 YZ.....	11				
13	24733	Spacer, Bridge Tag.....	1				

* ITEMS 17 & 18 ARE NOT SHOWN IN THE ILLUSTRATION

WHEN ORDERING PARTS, SPECIFY MODEL NUMBER, SERIAL NUMBER AND DESCRIPTION OF PARTS REQUIRED



TAG AXLE FENDERS

DATE: Released 03-2019

MODEL: FD

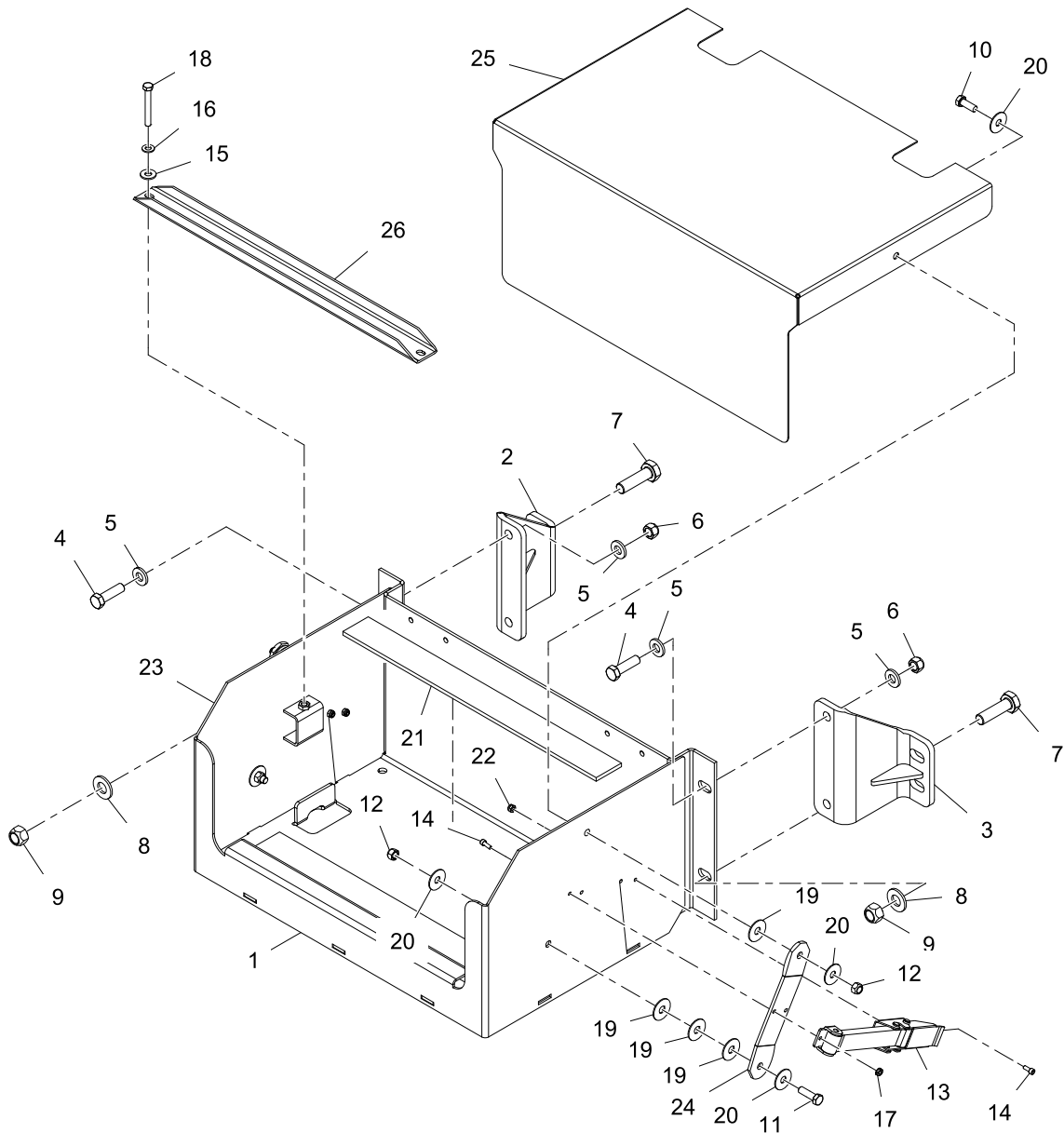
PAGE: 7.11

GROUP

7

This page intentionally left blank

OPTION ITEMS



REF	PART NO.	DESCRIPTION	REF	PART NO.	DESCRIPTION	QTY
1	32528	ASSY, Battery Box	10	19105	Bolt, HHCS, 3/8-16 X 1", GR8	2
2	31415	WDMT, BRKT, Battery Box EXT, Tall, CBSD	11	19141	Bolt, HHCS, 3/8-16 X 1-1/4"	2
	31424	WDMT, BRKT, Battery Box EXT, Short, RDSB	12	19353	Nut, Auto Style, 3/8-16	4
3	31416	WDMT, BRKT, Battery Box EXT, Short, CBSD	13	13094	Latch, FLEX Draw	2
	31423	WDMT, BRKT, Battery Box EXT, Tall, RDSB	14	19038	Screw, SHCS, 10-32 X 1/2"	8
4	19114	Bolt, HHCS, 1/2-13 X 1-3/4, GR8	15	19048	Washer, Flat, 5/16"	2
5	19093	Washer, Flat, 1/2 A325	16	19049	Washer, Split Lock, 5/16	2
6	19354	Nut, Auto Style, 1/2-13, GRC (Lock)	17	19140	Nut, KEPS Star Lock, 10-32	4
7	19157	Bolt, HHCS, 5/8-11 X 2-1/4, GR8	18	19183	Bolt, HHCS, 5/16-1/2-1/2"	2
8	19086	Washer, Flat, 5/8 A325	19	19308	Washer, Flat, 3/8" PVC	7
9	19351	Nut, Auto-Style, 5/8-11, GRC	20	19315	Washer, Fender, 3/8 X 1-1/4"	9
			21	26978	Belting, 1/4 X 2 X 20"	2
			22	32009	Nut, NYLOCK, 10-32	4
			23	32523	WDMT, Battery Box	1
			24	32525	Plate, Battery Box, Pivot	2
			25	32526	Plate, Battery Box Lid	1
			26	32534	Bar, Battery Hold-Down	1

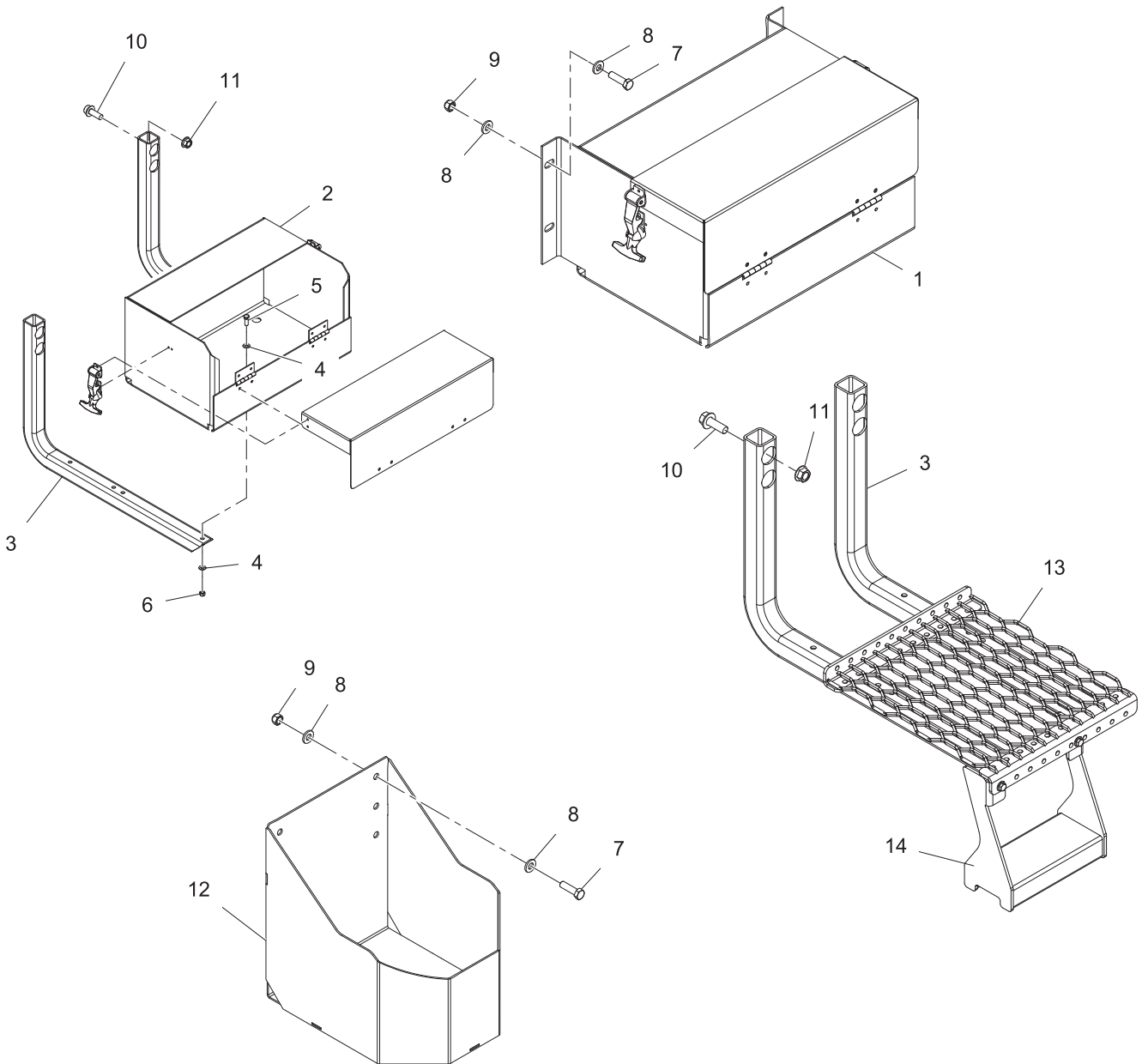
WHEN ORDERING PARTS, SPECIFY MODEL NUMBER, SERIAL NUMBER AND DESCRIPTION OF PARTS REQUIRED



BATTERY BOX

DATE: Released 03-2019
 MODEL: FD
 PAGE: 8.1

GROUP
8



REF	PART NO.	DESCRIPTION	REF	PART NO.	DESCRIPTION
1	23750	Box, Tool, 26", STL	5	19105	Bolt, HHCS, 3/8" X 1", PF,GR8
	23719	Box, Tool, 45" STL	6	19353	Nut, Auto Style, 3/8-16, GRC
	31396	Box, Tool, 45" AL	7	19114	Bolt, HHCS, 1/2-13 X 1-3/4, GR8
	11375	Box, Tool, 54", STL	8	19093	Washer, Flat, 1/2 A325
2	33980	Box, Tool, 12" X 15.5", AL	9	19354	Nut, Auto Style, 1/2-13, GRC
	37286	Box, Tool, 16" X 16" X 20", AL	10	14465	Bolt, Flange, 5/8-18 X 1-3/4",GR8
	18073	Box, Tool, 18" X 18" X 24", AL	11	14461	Nut, Lock, Flange, 5/8-18, GR8
	18071	Box, Tool, 18" X 18" X 32", AL	12	33685	WDMT, Bucket Holder
3	31392	BRKT, Chute Carrier, 2008	13	35488	WDMT, STEP PLATFORM., 16"
4	19045	Washer, Flat, 3/8", GR8 YZ	14	31497	WDMT,STEP,CHUTE CARRIER

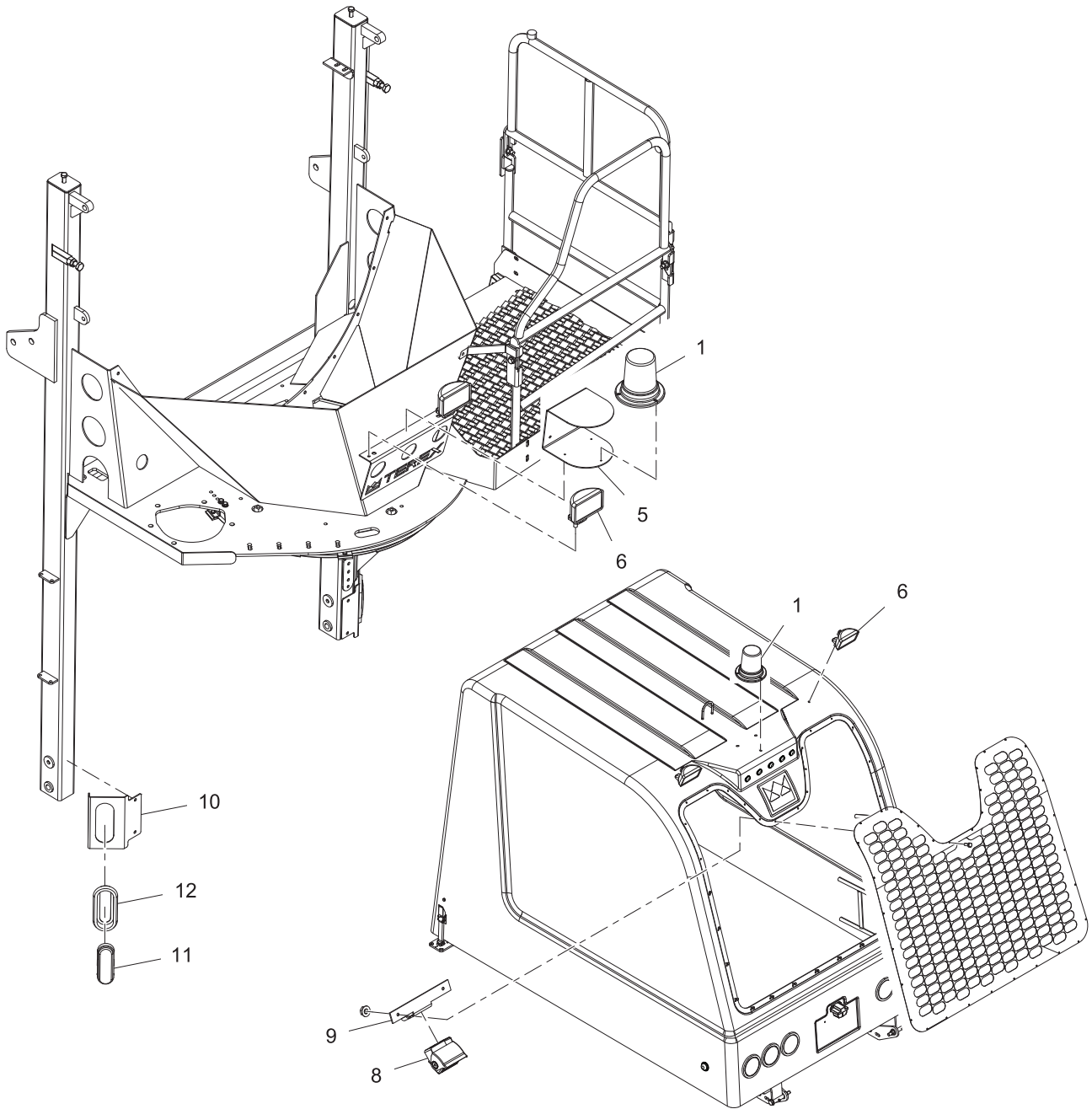
WHEN ORDERING PARTS, SPECIFY MODEL NUMBER, SERIAL NUMBER AND DESCRIPTION OF PARTS REQUIRED



**TOOL BOX, BUCKET HOLDER,
ACCESS STEP**

DATE: Released 03-2019
 MODEL: FD
 PAGE: 8.2

**GROUP
8**



REF	PART NO.	DESCRIPTION
	32516	ASSY, Class 1 Strobe Light INSTL
1	32390	Light, Strobe, LED, Class 1
2*	28880	Harness, Strobe, Front
3*	28664	Harness, Strobe, Rear / Hood
4*	28043	Switch, Strobe Light
5	35251	Bracket, Strobe Light MTG, Front
	30121	Bracket, Guard, Strobe Light
		<i>Work Lights</i>
6	23212	Light, Flood, Top Mount
7*	28664	Harness, Hood Strobe / Work Light

REF	PART NO.	DESCRIPTION
		<i>Rear View Camera Systems</i>
8	30271	7" Color SYS W/Cable (Current Issue)
	30729	Camera, Color, W/ ACC. (Aftermarket)
9	30150	BRKT, Camera Mounting
		*34024 Kit, Front Aux. Flashers
10	33876	Bracket, Turn/Strobe, Auxiliary
11	23596	Light, LED, Park/Turn, Amber, Oval
12	13773	Grommet, Light Mount, Truck Light
13*	23601	Plug, Fit 'N' Forget Pigtail For Light
14*	31551	Flasher, 6 AMP, Solid State

* ITEMS 2, 3, 4, 7, 13 & 14 ARE NOT SHOWN IN THE ILLUSTRATION

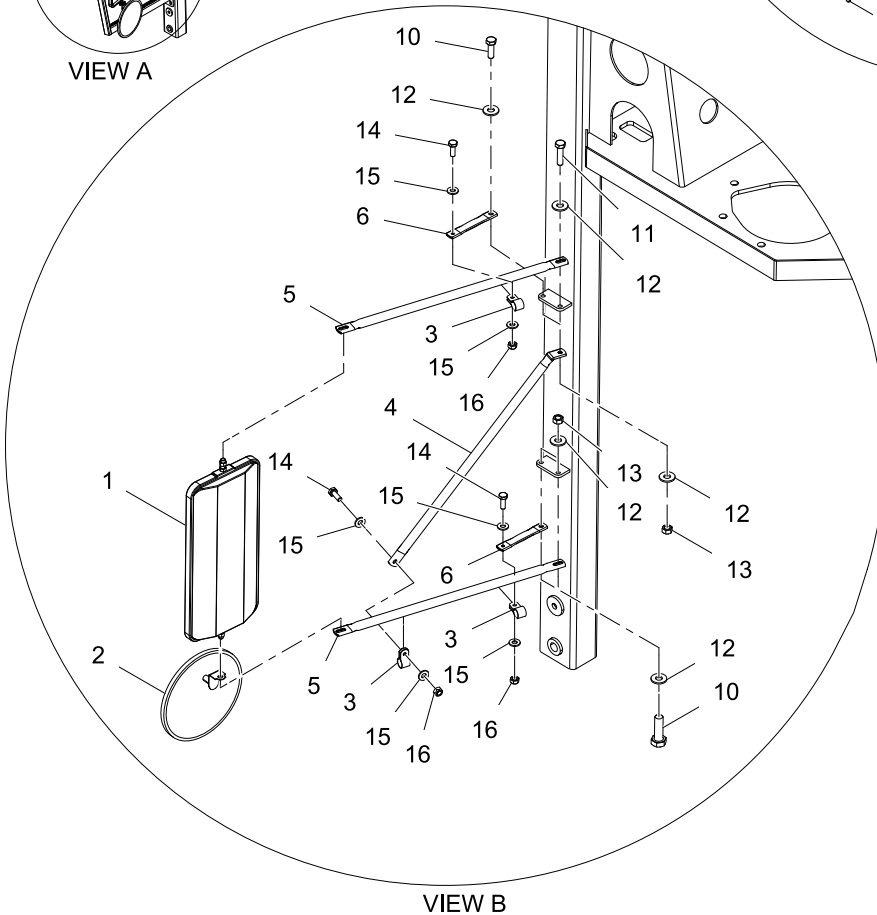
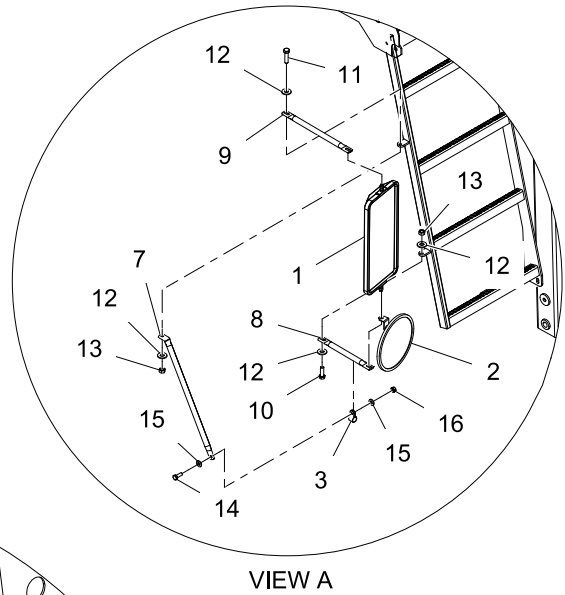
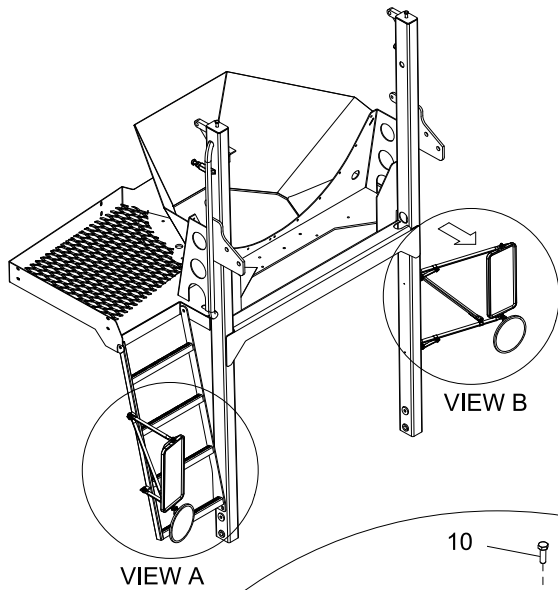
WHEN ORDERING PARTS, SPECIFY MODEL NUMBER, SERIAL NUMBER AND DESCRIPTION OF PARTS REQUIRED



CAMERA / LIGHTING OPTIONS

DATE: Released 03-2019
 MODEL: FD
 PAGE: 8.3

GROUP
8



REF	PART NO.	DESCRIPTION	QTY	REF	PART NO.	DESCRIPTION	QTY
1	11522	Mirror, Heated, 7 X 16.....	2	8	11333	Bracket, Mirror, Lower, LH, 9.50"	1
	12363	Mirror, Stainless STL, 7 X 16.....	2	9	11336	Bracket, Mirror, Arm EXT 12.50"	1
2	36584	Mirror, Convex, 8.5", SS, Offset.....	2	10	15055	Bolt, HHCS, 5/16-18 X 1", GR8	4
3	17709	Clamp, Mirror Bracket.....	4	11	15057	Bolt, HHCS, 5/16-18 X 1 1/4", GR8	2
4	11330	Brace, MIR Bracket, DIAG RH, 23.25".....	1	12	19048	Washer, Flat, 5/16 GR2 Z/P	12
5	11332	Bracket, Mirror, Top, RH	2	13	19014	Nut, HEX, 5/16-18, GR2	6
6	11337	Bracket, Mirror, Short CBSD, 5.13".....	2	14	19126	Bolt, HHCS, 1/4-20 X 3/4, GR8.....	4
7	11331	Brace, MIR Bracket, DIAG, LH, 19.25".....	1	15	19053	Washer, Flat, 1/4 GR2 Z/P.....	8
				16	19352	Nut, Auto Style, 1/4-20, GR2	4


WHEN ORDERING PARTS, SPECIFY MODEL NUMBER, SERIAL NUMBER AND DESCRIPTION OF PARTS REQUIRED



MIRRORS AND MOUNTINGS

DATE: Released 03-2019
 MODEL: FD
 PAGE: 8.4

GROUP
8




REFERENCE TEREX DRAWING NO. 34424 FOR ALL TECH. DATA AND OPERATING INSTRUCTIONS

WIRELESS REMOTE PENDANT PARTS LIST (NOT TO SCALE)

REF	PART NO.	DESCRIPTION	REF	PART NO.	DESCRIPTION
1	34425	TRANSMITTER,RADIO,MY14	5	*****	SCREW, 8x1/2 PH, PAN, SDS2Z
2	34426	RECEIVER, RADIO, MY14	6	22504	WIRE TIE
3	34427	CHARGER, RADIO, 12VDC	7	*****	ASSY, GROUND WIRE, 14GA
4	34455	LANYARD, RADIO, MY14	8	34531	DECAL,WIRELESS PENDANT,MY14

WHEN ORDERING PARTS, SPECIFY MODEL NUMBER, SERIAL NUMBER AND DESCRIPTION OF PARTS REQUIRED

	<p>WIRELESS PENDANT CONTROL</p>	DATE: Released 03-2019	<p>GROUP 8</p>
		MODEL: FD	
		PAGE: 8.5	



REF	PART NO.	SUPPLIER NO.	DESCRIPTION	REF	PART NO.	SUPPLIER NO.	DESCRIPTION
35564 Complete Safety Vision Backup Camera System							
1	30732	SV-LCD70BA	7" Monitor	5*	35474	SV-625B-KIT	Kit, Camera (Includes Items 6, 7 & 8)
2	31361	SV-LCD-RM1.0-4	Monitor Mount	6	35564	SV-LCDBBBRKY	Camera
3		SV-LCDBA3.7M	In-Cab Cable	7		SV-62CV	Camera Shroud
4*	30731	SVS-20MMF	In-Chassis Cable (65 FT)	8		SV-625BKT	Mounting Bracket
				9*		SVS-25CM	Short Jumper

* ITEMS 4, 5 & 9 ARE NOT SHOWN IN THE ILLUSTRATION

WHEN ORDERING PARTS, SPECIFY MODEL NUMBER, SERIAL NUMBER AND DESCRIPTION OF PARTS REQUIRED

	CAMERA SYSTEM SAFETY VISION	DATE: Released 03-2019	GROUP 8
		MODEL: FD	
		PAGE: 8.6	



REF	PART NO.	SUPPLIER NO.	DESCRIPTION	REF	PART NO.	SUPPLIER NO.	DESCRIPTION
33712 Complete Brigade Backup Camera System				5	34196	VBV-791C	Camera Kit (Camera, Mount & Shroud)
1	34197	VBV-770M	Monitor Kit	6*	34214	VBV-L412	In-Chassis Cable (65 FT)
2		VBV-770M-SS	Monitor Screen Sun Shield	7		VBV-L405	In-Cab Cable
3		VBV-7XOMA-CA	Monitor Adapter Cable	8	34215		In Chassis Cable (33 FT)
4*	31361	SV-LCD-RM1.0-4	Monitor Mount	9	35715		BRACKET,DATA RECORDER,BRIGADE
				10	35716		BRACKET,ECU,BRIGADE

* ITEMS 6, 9 & 10 ARE NOT SHOWN IN THE ILLUSTRATION

WHEN ORDERING PARTS, SPECIFY MODEL NUMBER, SERIAL NUMBER AND DESCRIPTION OF PARTS REQUIRED

	CAMERA SYSTEM BRIGADE	DATE: Released 03-2019	GROUP 8
		MODEL: FD	
		PAGE: 8.7	



REF	PART NO.	SUPPLIER NO.	DESCRIPTION	REF	PART NO.	SUPPLIER NO.	DESCRIPTION
35704 Complete Brigade 4-Channel Mobile Camera System w/Recorder							
1	(5206)	BN360-200-IG	Installation Guide	13	(4574C)		User Guide - VBV Video Monitor
2*	(5201)		ECU (not pictured)	14	(4905)		VBV-7XOMA-CA Monitor Adapter Cable
3	(4485)		Camera	15	31361		SV-LCD-RM1.0-4 Monitor Mount
4	(4488)		Camera Housing	16*	34196		VBV-791C Kit, Camera Mount & Shroud
5	(5202)		ECU Main Interface Harness	17	34214		VBV-L412 In-Chassis Cable (65 FT)
6	(5203)		ECU Power Harness	18*			VBV-L405 In-Cab Cable
7	(4698)		Video Output Cable	19	34215		In Chassis Cable (33 FT)
8	(4489)		Set-Up and View Select Button	20*	35715		BRACKET,DATA RECORDER,BRIGADE
9	(5204)		IR Receiver	21*	35716		BRACKET,ECU,BRIGADE
10	(5205)		IR Remote Control	22*	(4883)		400 Series GPS Antenna
11*	(4492)		Fitting Kit	23	34197		Monitor, VBV-770M
12*	(4864)		Camera Fitting Gasket Kit	24*	(4891)		MDR-KEY-01 1x Security Key

* ITEMS 2, 11, 12, 16, 18, 20, 21, 22 & 24 ARE NOT SHOWN*

WHEN ORDERING PARTS, SPECIFY MODEL NUMBER, SERIAL NUMBER AND DESCRIPTION OF PARTS REQUIRED

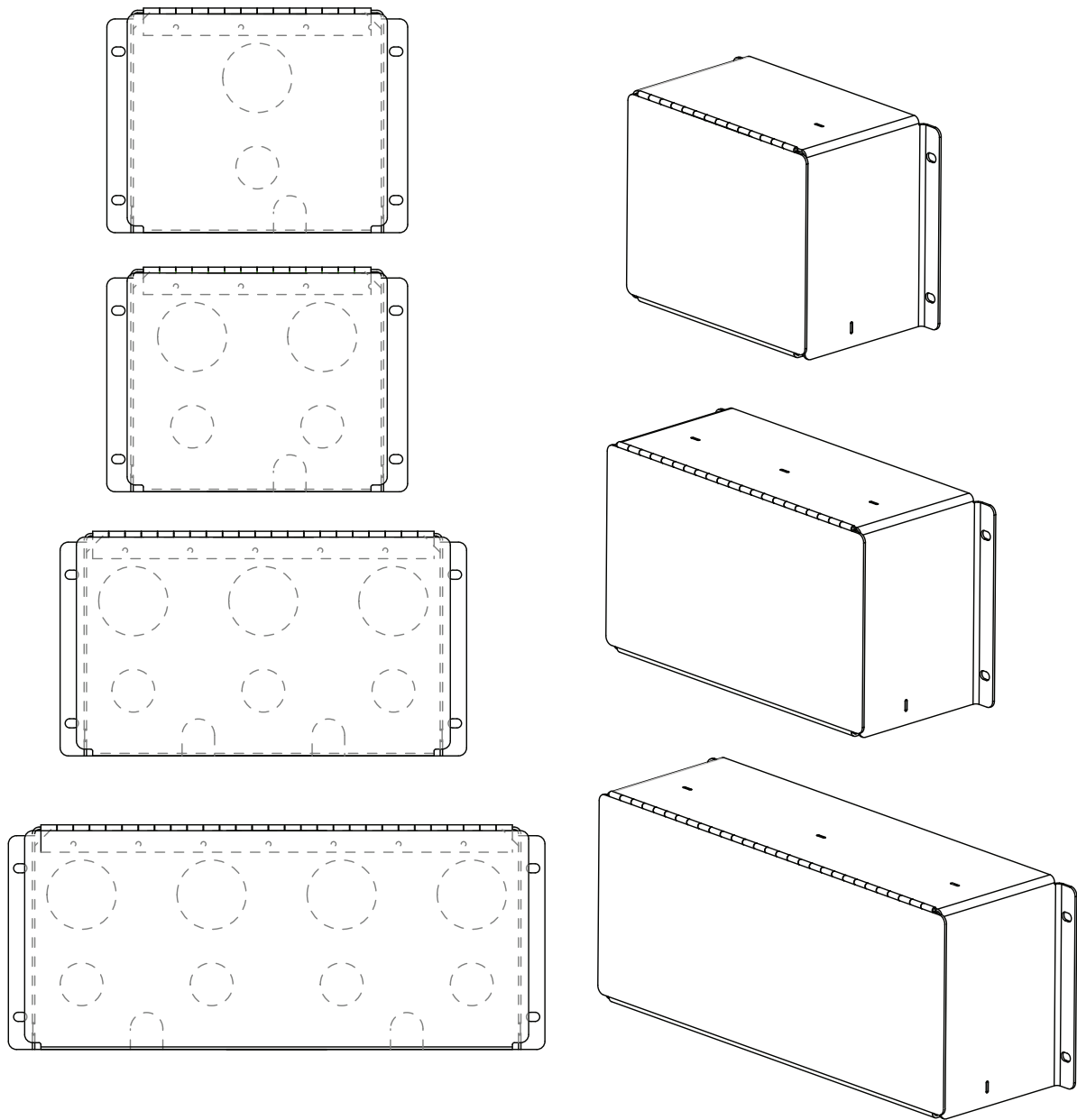
	CAMERA SYSTEM BRIGADE 360 / 4-CAMERA	DATE: Released 03-2019	GROUP 8
		MODEL: FD	
		PAGE: 8.8	



REF	PART NO.	SUPPLIER NO.	DESCRIPTION	REF	PART NO.	SUPPLIER NO.	DESCRIPTION
35705 Complete Brigade BackSense Radar System (4530 / BS-8000)							
1	(4534)		BS-8000D CONFIGURABLE LED DISPLAY	5	(4555A)		BE-XXXX-IG INSTALLATION GUIDE
2	(4551)		BS-09DCX 9M CABLE ASSEMBLY	6	(4553A)		SOFTWARE CD
3	(4541)		BS-8000S CONFIGURABLE RADAR SENSOR	7	(4550)		BS-05DCX 5M EXT. CABLE
4	(4554)		1MM MINI USB CABLE	8	4539)		BS-BKT-01 BRACKET FOR DISPLAY

*

WHEN ORDERING PARTS, SPECIFY MODEL NUMBER, SERIAL NUMBER AND DESCRIPTION OF PARTS REQUIRED



<u>REF</u>	<u>PART NO.</u>	<u>DESCRIPTION</u>	<u>QTY</u>	<u>REF</u>	<u>PART NO.</u>	<u>DESCRIPTION</u>	<u>QTY</u>
(1)	35405	WDMT,Regulator Control Pnl,Single...1	1	6	13572	Nut, Air Regulator	1
	35407	WDMT,Regulator Control Pnl,Double .1	1	7	28090	FTG,EL,Push-Cnct,1/8NPT X 1/4".....4	4
*	35372	Bracket,Gauge Panel Mntg, Sgl/Dbl...1	1	8	34070	Valve, SCHRADER, X 1/4" NTP	1
	35410	WDMT,Regulator Control Pnl,Triple....1	1	9	17656	FTG, Bulkhead, 1/4NTP X 1/4NTP	1
*	35373	Bracket,Gauge Panel Mntg.....1	1	10	29292	FTG, PTC, 1/4NTP X 1/4" Tube.....1	1
	35413	WDMT,Regulator Control Pnl,Quad1	1	11	19126	Bolt, HHCS, 1/4-20 X 3/4, GR8.....6	6
*	35374	Bracket,Gauge Panel Mntg.....1	1	12	19352	Nut, Auto Style, 1/4-20, GR2	6
				13	19053	Washer, Flat, 1/4 GR2 ZP.....12	12
				14	32009	Nut, NYLOCK, 10-32, ZP.....1	1
				15	32010	SHCS, 10-32 X 5/8", ZP.....1	1
				16	19138	Nut, KEPS, 10-32, GR2, BLK	1
				17	19055	Washer, Flat, #10, ZP	4
				18	19226	Screw, PPHM, 10-32 X 3/4", ZP	1
				19	13954	Spring, Throttle Return.....1	1
				*20	34551	Magnet, Neodymium	1
2	11490	Gauge, Air Pressure	1				
3	28734	FTG, 1/8NTPF X 1/4" Tube,PTC	1				
4	13041	FTG, ST EL, 1/8FTP X 1/8NTP	1				
5	13578	Regulator, Air, 0-125 PSI	1				

See Next Page For Component Diagram & Listing

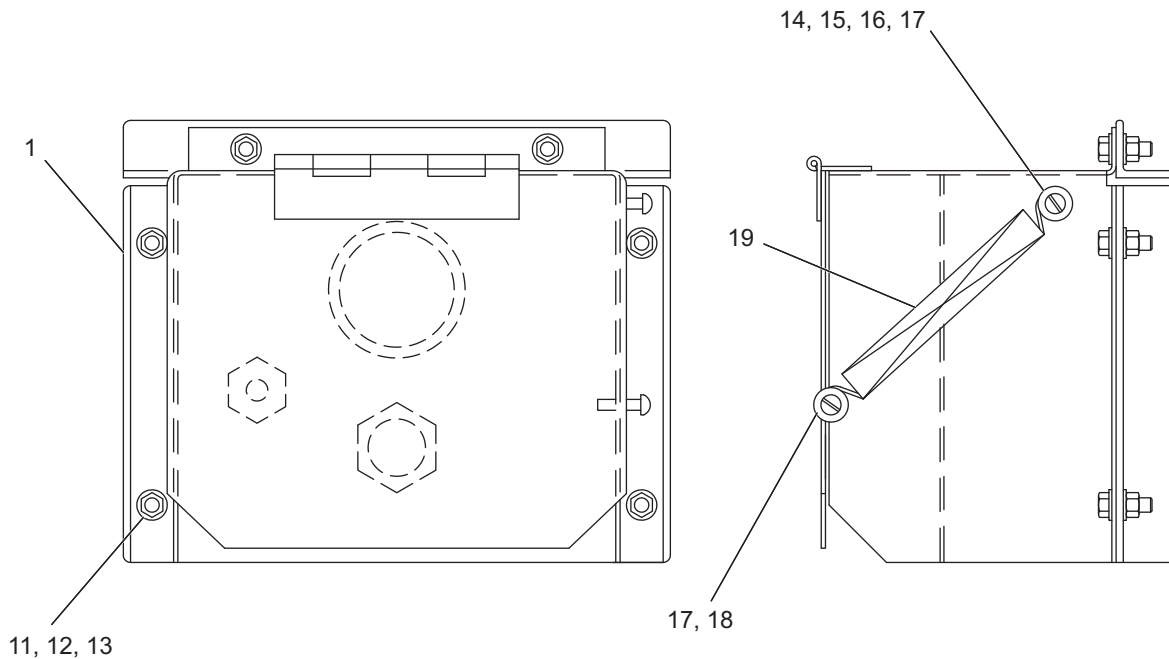
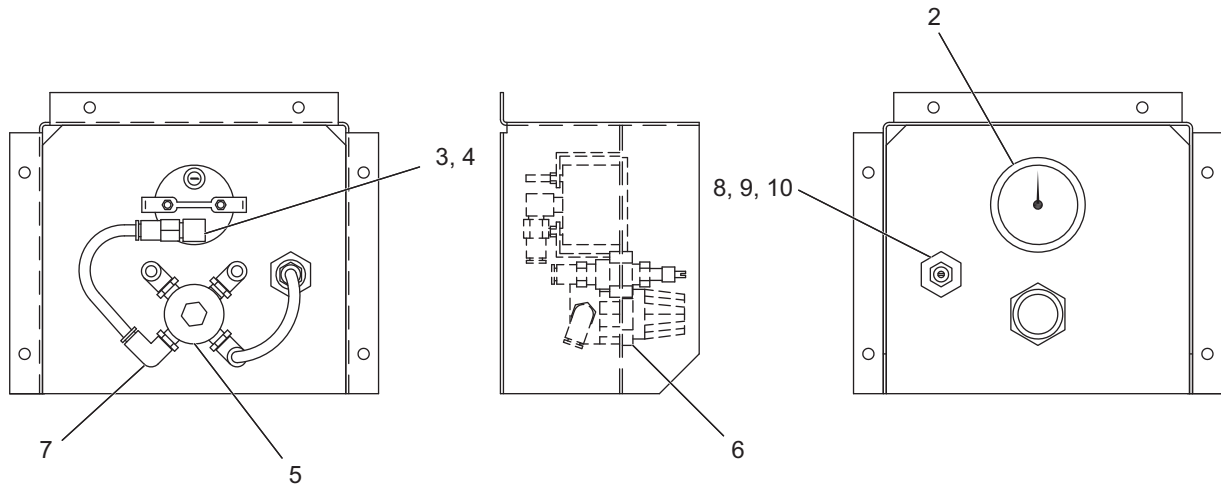
WHEN ORDERING PARTS, SPECIFY MODEL NUMBER, SERIAL NUMBER AND DESCRIPTION OF PARTS REQUIRED



**EXTERNAL LIFT AXLE CONTROL
PANELS & ACCESORIES**

DATE: Released 03-2019
MODEL: FD
PAGE: 8.10

**GROUP
8**



REF	PART NO.	DESCRIPTION	QTY	REF	PART NO.	DESCRIPTION	QTY
	43167	ASSY,PUSHER AIR CONTROL BOX					
1	32047	WDMT,Cover,Ext Cntrl Pnl,1Valve	1	9	17656	FTG, Bulkhead, 1/4NTP X 1/4NTP	1
2	11490	Gauge, Air Pressure	1	10	29292	FTG, PTC, 1/4NTP X 1/4" Tube	1
3	28734	FTG, 1/8NTPF X 1/4" Tube,PTC	1	11	19126	Bolt, HHCS, 1/4-20 X 3/4, GR8	6
4	13041	FTG, ST EL, 1/8FTP X 1/8NTP	1	12	19352	Nut, Auto Style, 1/4-20, GR2	6
5	13578	Regulator, Air, 0-125 PSI	1	13	19053	Washer, Flat, 1/4 GR2 ZP	12
6	13572	Nut, Air Regulator	1	14	32009	Nut, NYLOCK, 10-32, ZP	1
7	28090	FTG, EL, Push To CONN, 1/8NPT X 1/4"	4	15	32010	SHCS, 10-32 X 5/8", ZP	1
8	34070	Valve, SCHRADER, X 1/4" NTP	1	16	19138	Nut, KEPS, 10-32, GR2, BLK	1
				17	19055	Washer, Flat, #10, ZP	4
				18	19226	Screw, PPHM, 10-32 X 3/4", ZP	1
				19	13954	Spring, Throttle Return	1

WHEN ORDERING PARTS, SPECIFY MODEL NUMBER, SERIAL NUMBER AND DESCRIPTION OF PARTS REQUIRED



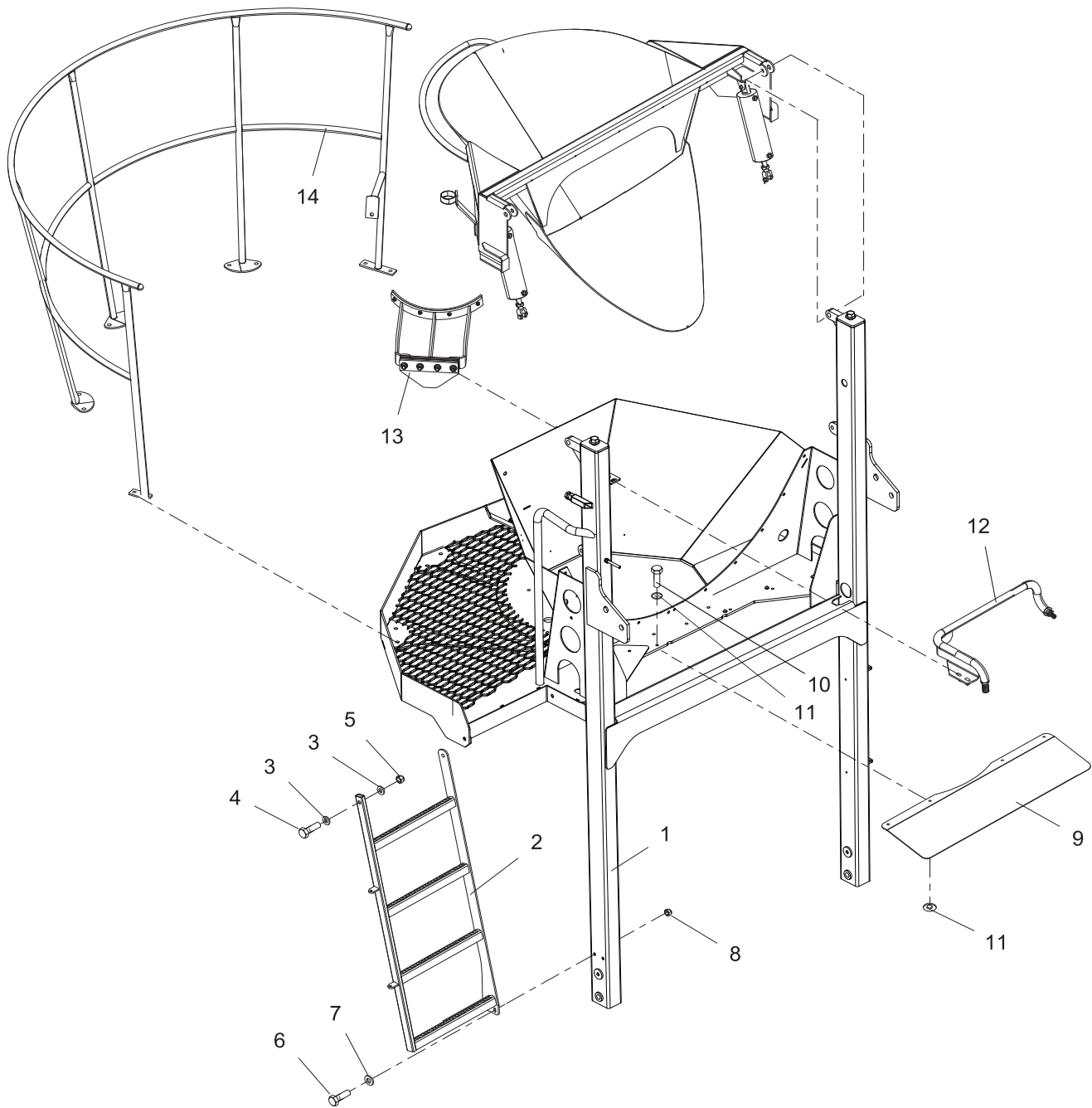
PUSHER AIR CONTROL BOX

DATE: Released 03-2019
 MODEL: FD
 PAGE: 8.11

GROUP
8

UPRIGHTS

UPRIGHTS



REF	PART NO.	DESCRIPTION	QTY	REF	PART NO.	DESCRIPTION	QTY
1	33655	WDMT, Upright, STD Cab, Full Wrap	1	9	33385	Guard, Upright Cab Shield, 2013.....	1
	33871	WDMT, Upright, WRKSPC, Cab Full Wrap	1	10	19029	Bolt, HHCS, 1/4"-20 X 1", SS.....	4
2	33375	WDMT, Upright Ladder, 2013	1	11	19053	Washer, Flat, 1/4 GR2 Z/P	8
3	19093	Washer, Flat, 1/2 A325	4	12	33539	WDMT, Barrel Water Injection Tube....	1
4	19114	Bolt, HHCS, 1/2"-13 X 1-3/4", PF, GR8.....	2	*	35905	WDMT, Dual Water Injection Tube.....	1
5	19354	Nut, Auto Style, 1/2-13, GRC	2	13*	34507	ASSY, HYD Chute Rest, Bolt-On, STD, FULL WRAP RAIL	1
6	19105	Bolt, HHCS, 3/8-16 X 1, GR8.....	2		34527	ASSY, HYD Chute Rest, Bolt-On, PAVER, FULL WRAP RAIL	1
7	19045	Washer, Flat, 3/8", GR8.....	2	14*	36449	WDMT, HANDRAIL, FULL WRAP.....	1
8	19353	Nut, Lock, Top, 3/8"-16, ZP, GRC.....	2		35695	WDMT, HANDRAIL, FULL WRAP, MANUAL, REDUCED HEIGHT.....	1

17101 is old number for 36449. they have one left at higher price

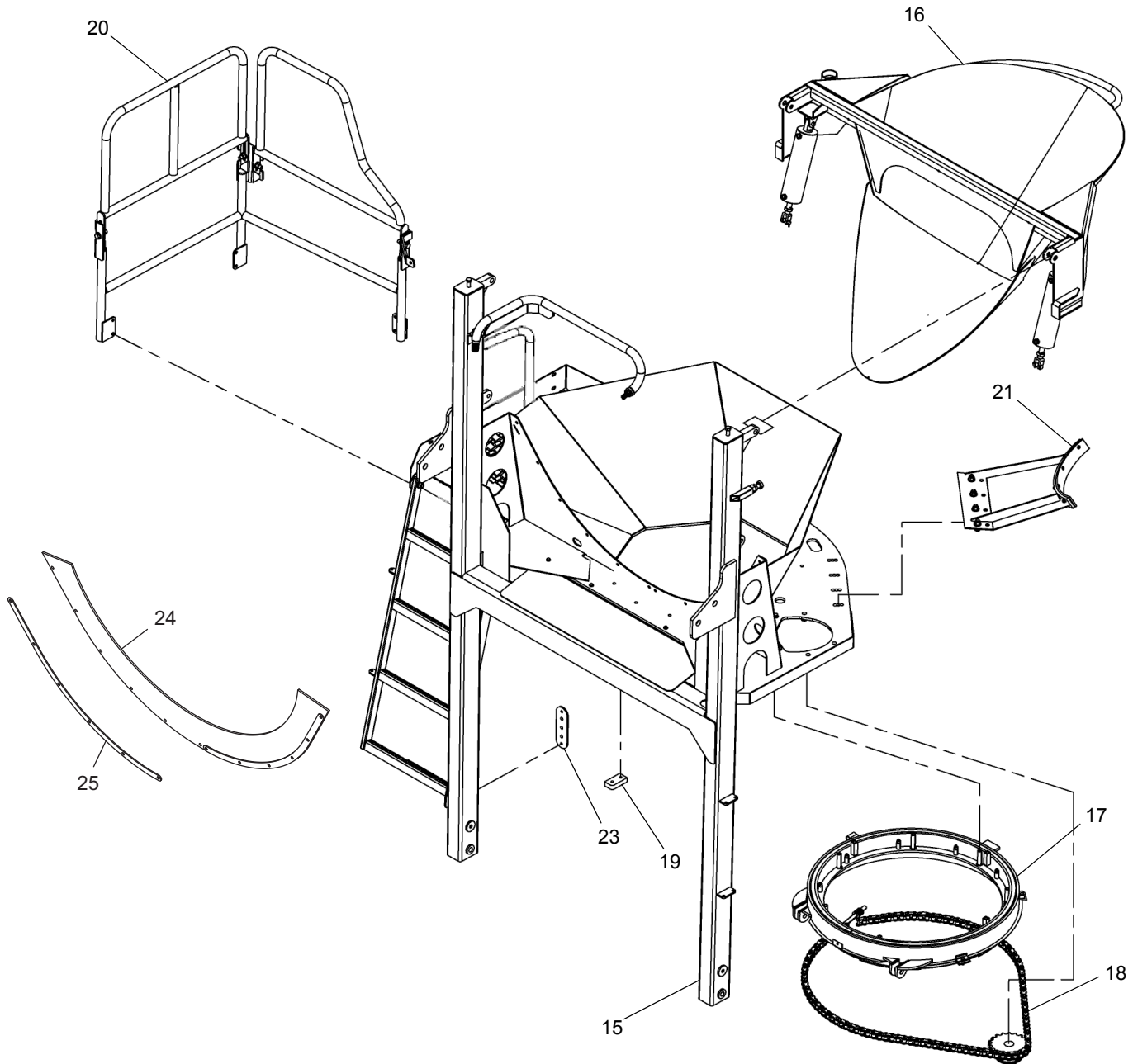
WHEN ORDERING PARTS, SPECIFY MODEL NUMBER, SERIAL NUMBER AND DESCRIPTION OF PARTS REQUIRED



**UPRIGHT ASSEMBLY,
FULL WRAP HANDRAIL**

DATE: Released 03-2019
MODEL: FD
PAGE: 9.1

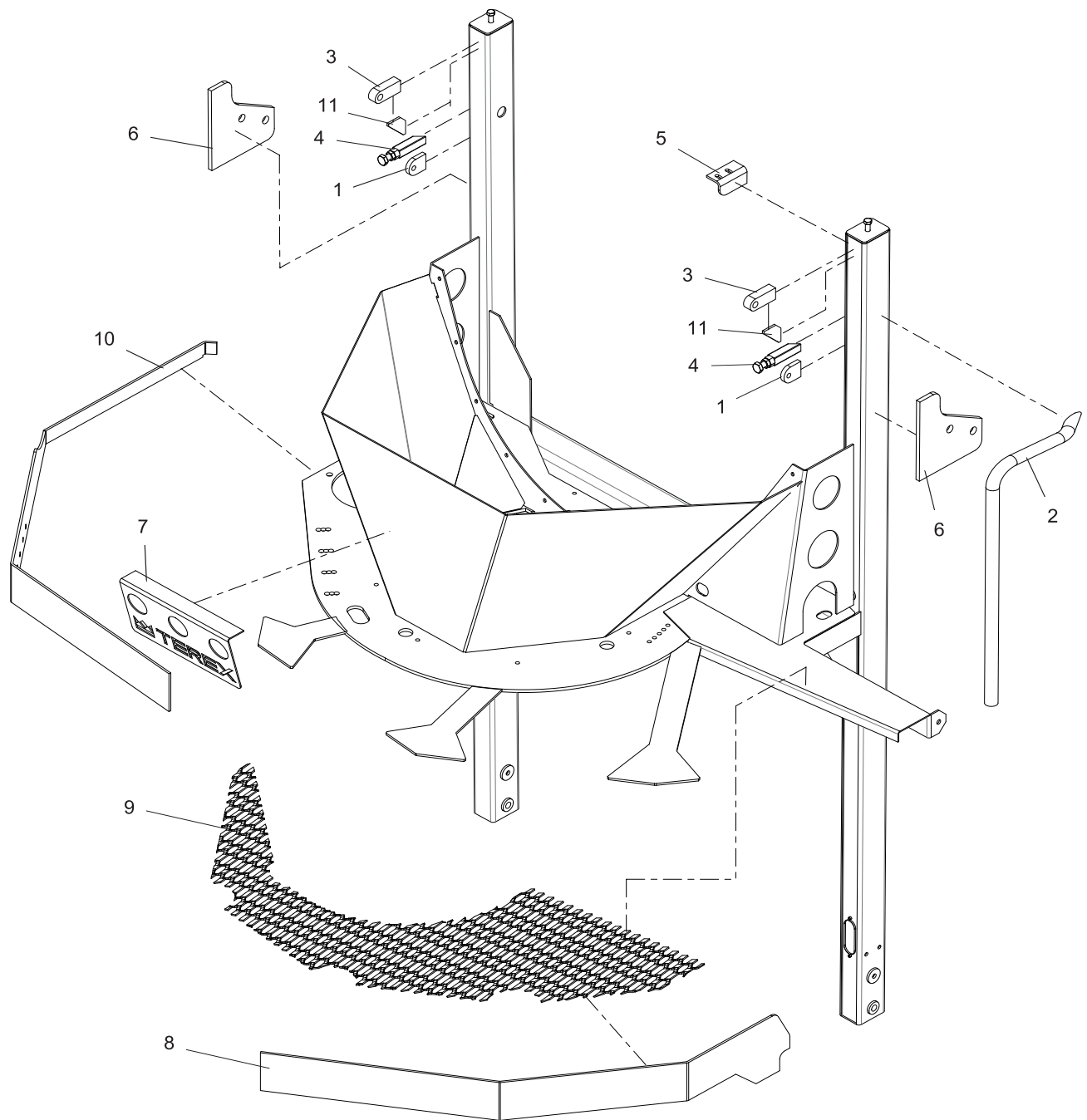
**GROUP
9**



REF	PART NO.	DESCRIPTION	QTY	REF	PART NO.	DESCRIPTION	QTY
15	33372	WDMT, Upright, STD Cab, 2013	1	22*		Screw, 5/16-18, Self-Tapping	2
	33851	WDMT, Upright, WRKSPC, Tilt-Down	1	23	34607	Plate, Grease Zerk MTG	1
16	31630*	ASSY, Charge Hopper, Air Lift	1	24*	36206	DRUM WIPER, 0" NOSE 2017	1
17	32253	ASSY, Main Chute Race, 2010	1			(FD3000, FD4000 & FD5000GL)	
18	33636	ASSY, Chute Swing, 19T Sprocket	1		36207	DRUM WIPER, 9" NOSE 2017	1
19	32280	Plate, Rotation Stop Block	2			(FDB4000, FDB5000, FDB6000, FD6000MS & FDB7000)	
20	33586	ASSY, Catwalk Railing, Fold-Down, MY12	1	25	30237	Strap, Yoke, 46" Retainer	2
21	34299	ASSY, HYD Chute Saddle, Bolt On, STD	1	26*	29374	Boot, Main Chute, One Piece	1
	(34251)			27*	12649	Clamp, Chute Boot	1
	34300	ASSY, HYD Chute Saddle, Bolt-On, PAVER	1	28*	34413	ASSY, GRAB BAR, AUXILIARY	1
	(34252)						

* ITEMS 22, 26 & 28 ARE NOT SHOWN IN THE ILLUSTRATION
 WHEN ORDERING PARTS, SPECIFY MODEL NUMBER, SERIAL NUMBER AND DESCRIPTION OF PARTS REQUIRED

UPRIGHTS



REF	PART NO.	DESCRIPTION	QTY	REF	PART NO.	DESCRIPTION	QTY
	33655	WDMT, Upright, STD Cab, Full Wrap					
	33871	WDMT, Upright, WRKSPC, Cab, Full Wrap					
1	23835	Base, Pivot, Air Cylinder.....	2	7	33447	Bracket, Marker Light, 3-Hole, 2013	1
2	35641	Tube, Upright, Grab Handle	1	8	33659	Strap Catwalk, Full Wrap, MY13.....	1
3	24078	Block, Pivot, Charge Hopper	2	9	33660	Catwalk, Upright, STDCAB, Full Wrap, MY13	1
4	24084	WDMT, Stop, Charge Hopper.....	2	10	33694	Strap, Catwalk, Full Wrap, 2013 CBSD	1
5	24234	BRKT, Angle, Water Tube Charge Hopper.....	1	11	34879	Gusset, Hopper Pivot Block	2
6	33442	Plate, Upright Support Gusset, 2013.....	2				

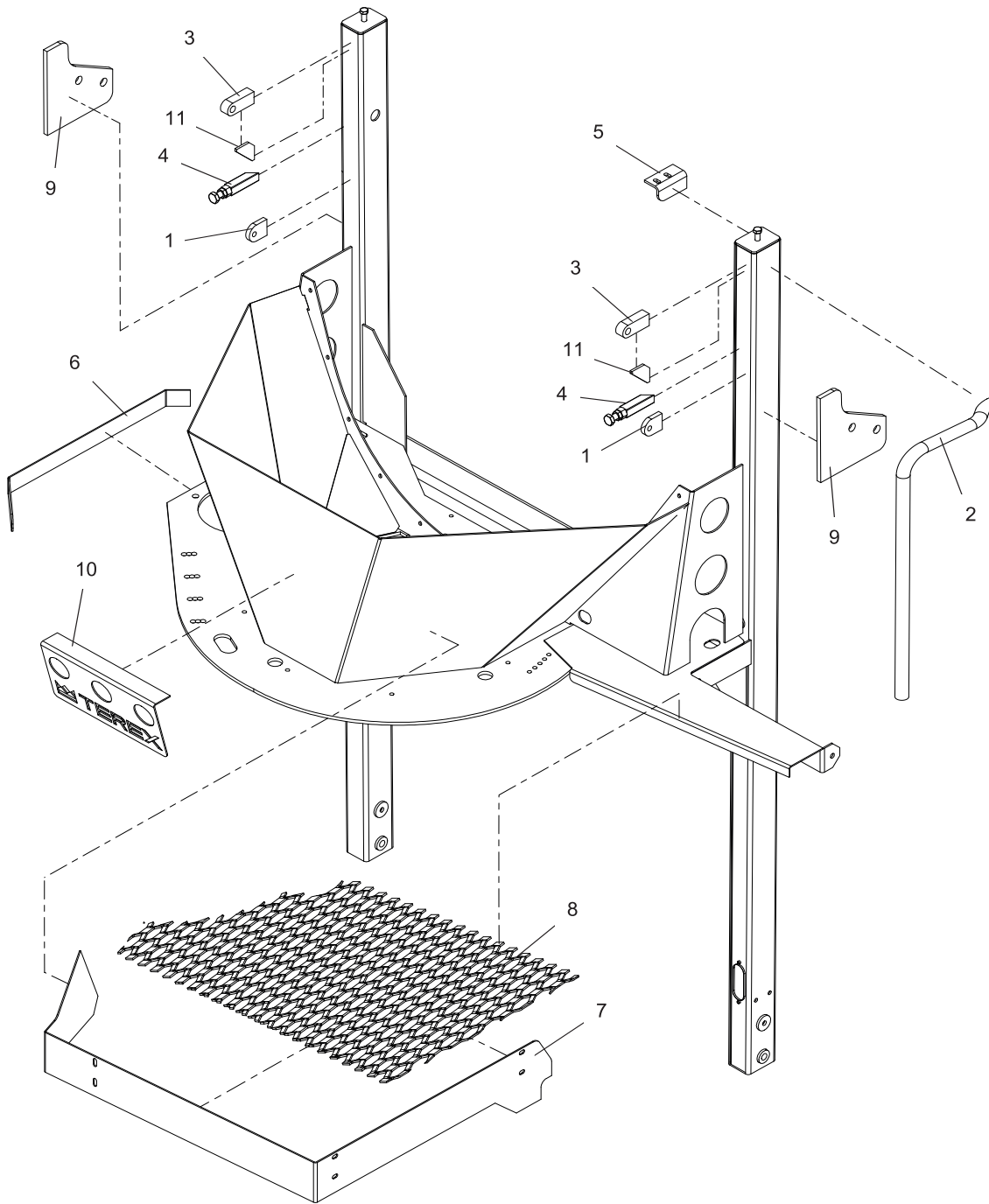
WHEN ORDERING PARTS, SPECIFY MODEL NUMBER, SERIAL NUMBER AND DESCRIPTION OF PARTS REQUIRED



UPRIGHT W/FULL WRAP HANDRAIL

DATE: Released 03-2019
 MODEL: FD
 PAGE: 9.3

GROUP
9



REF	PART NO.	DESCRIPTION	QTY	REF	PART NO.	DESCRIPTION	QTY
	33372	WDMT, Upright, STD Cab, 2013					
	33851	WDMT, Upright, WRKSPC, Cab, Tilt-Down					
1	23835	Base, Pivot, Air Cylinder.....	2	7	33383	Strap, Upright Catwalk Wrap, 2013	1
2	35641	Tube, Upright, Grab Handle	1	8	33386	Catwalk, Upright, STD Cab, 2013.....	1
3	24078	Block, Pivot, Charge Hopper	2	9	33442	Plate, Upright Support Gusset, 2013	2
4	24084	WDMT, Stop, Charge Hopper.....	2	10	33447	Bracket, Marker Light, 3-Hole, 2013	1
5	24234	BRKT, Angle, Water Tube Charge Hopper	1	11	34879	Gusset, Hopper Pivot Block.....	2
6	32080	Plate, Chain Guard, Tilt Down Upright.....	1				

WHEN ORDERING PARTS, SPECIFY MODEL NUMBER, SERIAL NUMBER AND DESCRIPTION OF PARTS REQUIRED



**UPRIGHT W/TILT-DOWN
HANDRAIL**

DATE: Released 03-2019
MODEL: FD
PAGE: 9.4

**GROUP
9**



UPRIGHT COMPLETE SERVICE ASSEMBLIES - 2018

2005 - Current *(2005 - 2012 Cross-References Noted)

- 36137 SERVICE ASSY, BASIC UPRIGHT, STD CAB / STD CATWALK **(Replaces PNs 24102, 24193 & 29909)*
- 36138 SERVICE ASSY, BASIC UPRIGHT, STD CAB / FULL WRAP CATWALK **(Replaces PN 30055)*
- 36139 SERVICE ASSY, BASIC UPRIGHT, WRKSPC CAB, STD CATWALK **(Replaces PN 28001)*
- 36475 SERVICE ASSY, BASIC UPRIGHT, WRKSPC CAB, FULL WRAP CATWALK **(Replaces PN 24358)*

- 36595 ASSY, COMPLETE UPRIGHT, STD CAB, STD CATWALK, AIR-FLIP **(Replaces PN 24195)*
- 36591 ASSY, COMPLETE UPRIGHT, STD CAB, STD CATWALK, NON-FLIP

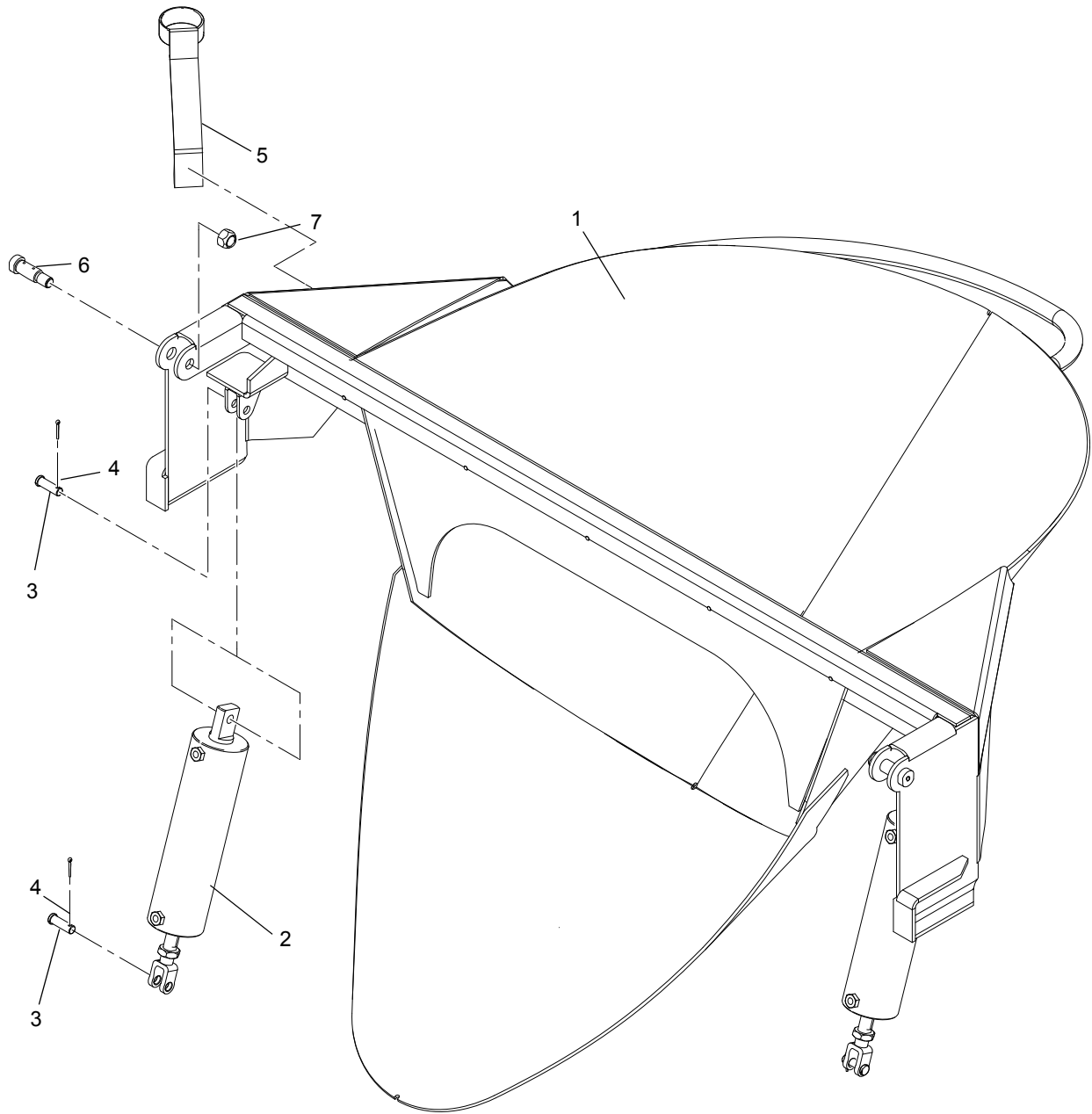
2018 - Current *(2006 - 2012 Cross-References Noted)

- 36585 COMPLETE UPRIGHT, STD CAB, STD CATWALK, AIR-FLIP **(Replaces PN 32782)*
- 36591 COMPLETE UPRIGHT, STD CAB, STD CATWALK, NON-FLIP
- 36586 COMPLETE UPRIGHT, STD CAB, FULL WRAP CATWALK, STD CHUTE, AIR-FLIP
- 36592 COMPLETE UPRIGHT, STD CAB, FULL WRAP CATWALK, STD CHUTE, NON-FLIP
- 36587 COMPLETE UPRIGHT, WRKSPC CAB, STD CATWALK, AIR-FLIP **(Replaces PN 29775)*
- 36593 COMPLETE UPRIGHT, WRKSPC CAB, STD CATWALK, NON-FLIP
- 36588 COMPLETE UPRIGHT, WRKSPC CAB, FULL WRAP CATWALK, STD CHUTE, AIR-FLIP **(Replaces PN 32120)*
- 36594 COMPLETE UPRIGHT, WRKSPC CAB, FULL WRAP CATWALK, STD CHUTE, NON-FLIP
- 36589 COMPLETE UPRIGHT, STD CAB, FULL WRAP CATWALK, HYD CHUTE, AIR-FLIP **(Replaces PN 34591)*
- 36595 COMPLETE UPRIGHT, STD CAB, FULL WRAP CATWALK, HYD CHUTE, NON-FLIP
- 36590 COMPLETE UPRIGHT, WRKSPC CAB, FULL WRAP CATWALK, HYD CHUTE, AIR-FLIP **(Replaces PN 32120)*
- 36596 COMPLETE UPRIGHT, WRKSPC CAB, FULL WRAP CATWALK, HYD CHUTE, NON-FLIP

*

WHEN ORDERING PARTS, SPECIFY MODEL NUMBER, SERIAL NUMBER AND DESCRIPTION OF PARTS REQUIRED

	<p>UPRIGHT SERVICE ASSEMBLIES</p>	<p>DATE: Released 03-2019</p> <hr/> <p>MODEL: FD</p> <hr/> <p>PAGE: 9.5</p>	<p>GROUP 9</p>
---	--	---	---------------------------



REF	PART NO.	DESCRIPTION	QTY	REF	PART NO.	DESCRIPTION	QTY
1*	35731	WDMT, Charge Hopper, STD, 2016 ...	1	5	24350	WDMT, Wash Down Hose BRKT	1
	35732	WDMT, Charge Hopper, w/Partial AR Steel Liner, 2016	1	6	21729	Bolt, Shoulder 3/4 X 1-1/2, w/Grease-Zerk	2
	35733	WDMT, Charge Hopper, w/2-Piece AR Steel Liner, 2016	1	7	19351	Nut, Lock Top 5/8"-11, ZP GRC	2
	35734	WDMT, Charge Hopper, w/Urethane Liner, 2016	1	8*	13079	FTG, Branch T, Male, 1/4" NPT X 1/8" FPT	2
				9*	11792	FTG, AB, 90° M EL, 1/4" TOD X 1/4" NPT	4
				10*	15347	Tubing, Air, 1/4 IN OD, SYNFLEX	14FT
				11*	18997	Loom, PLS-1/2	7FT
2	35536	Cylinder, Air Flip Hopper, 3" Bore	2				
	24061	Cylinder, Air Flip Hopper, 3" Bore	2				
3	19205	Pin, Clevis, 1/2" X 1-1/2"	4				
4	19060	Pin, Cotter, 1/8" X 1", GR2	4				

* ITEMS 8 TO 11 ARE NOT SHOWN IN THE ILLUSTRATION

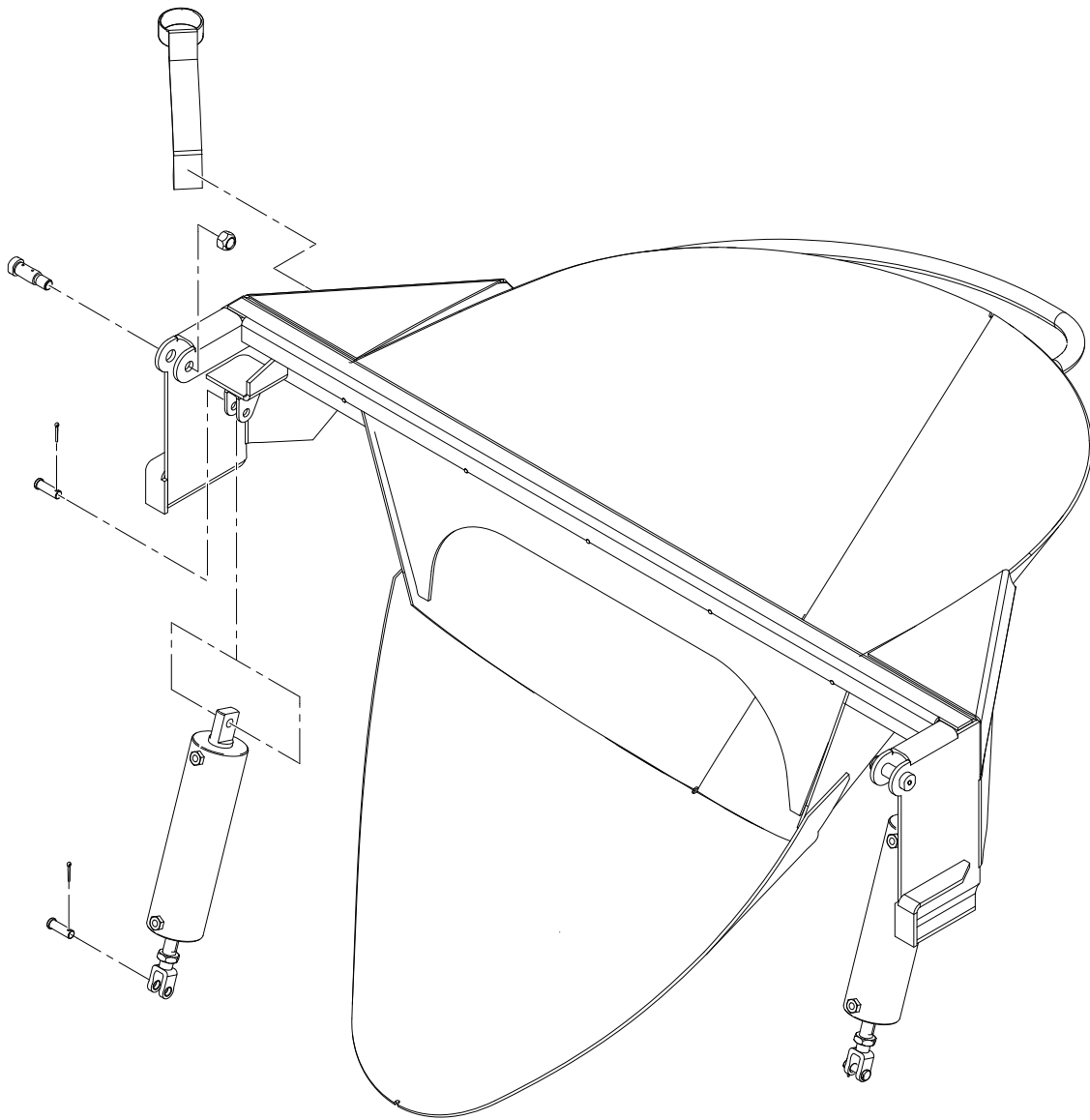
WHEN ORDERING PARTS, SPECIFY MODEL NUMBER, SERIAL NUMBER AND DESCRIPTION OF PARTS REQUIRED



CHARGE HOPPER DETAIL

DATE: Released 03-2019
 MODEL: FD
 PAGE: 9.6

GROUP
9



CHARGE HOPPER COMPLETE SERVICE ASSEMBLIES - 2018

AIR LIFT

- 36472 ASSY, CHARGE HOPPER, AIR LIFT, STD 2016 **(Replaces PN 31630)*
- 36473 ASSY, CHARGE HOPPER, AIR LIFT, PARTIAL AR STEEL LINER 2016 **(Replaces PN 31485)*
- 36474 ASSY, CHARGE HOPPER, AIR LIFT, 2-PIECE AR STEEL LINER 2016
- 36475 ASSY, CHARGE HOPPER, AIR LIFT, POLYURETHANE LINER 2016

FIXED

- 36493 ASSY, CHARGE HOPPER, FIXED, STD 2016 **(Replaces PN 31631)*
- 36494 ASSY, CHARGE HOPPER, FIXED, PARTIAL AR STEEL LINER
- 36495 ASSY, CHARGE HOPPER, FIXED, 2-PIECE AR STEEL LINER 2016
- 36496 ASSY, CHARGE HOPPER, FIXED, POLYURETHANE LINER 2016

CHARGE HOPPER WELDMENT ONLY

- 35731 WDMT, CHARGE HOPPER, STD 2016 **(Replaces PN 24139)*
- 35732 WDMT, CHARGE HOPPER, W/PARTIAL AR STEEL LINER 2016
- 35733 WDMT, CHARGE HOPPER, W/2-PIECE AR STEEL LINER 2016
- 35734 WDMT, CHARGE HOPPER, FIXED, POLYURETHANE LINER 2016

*

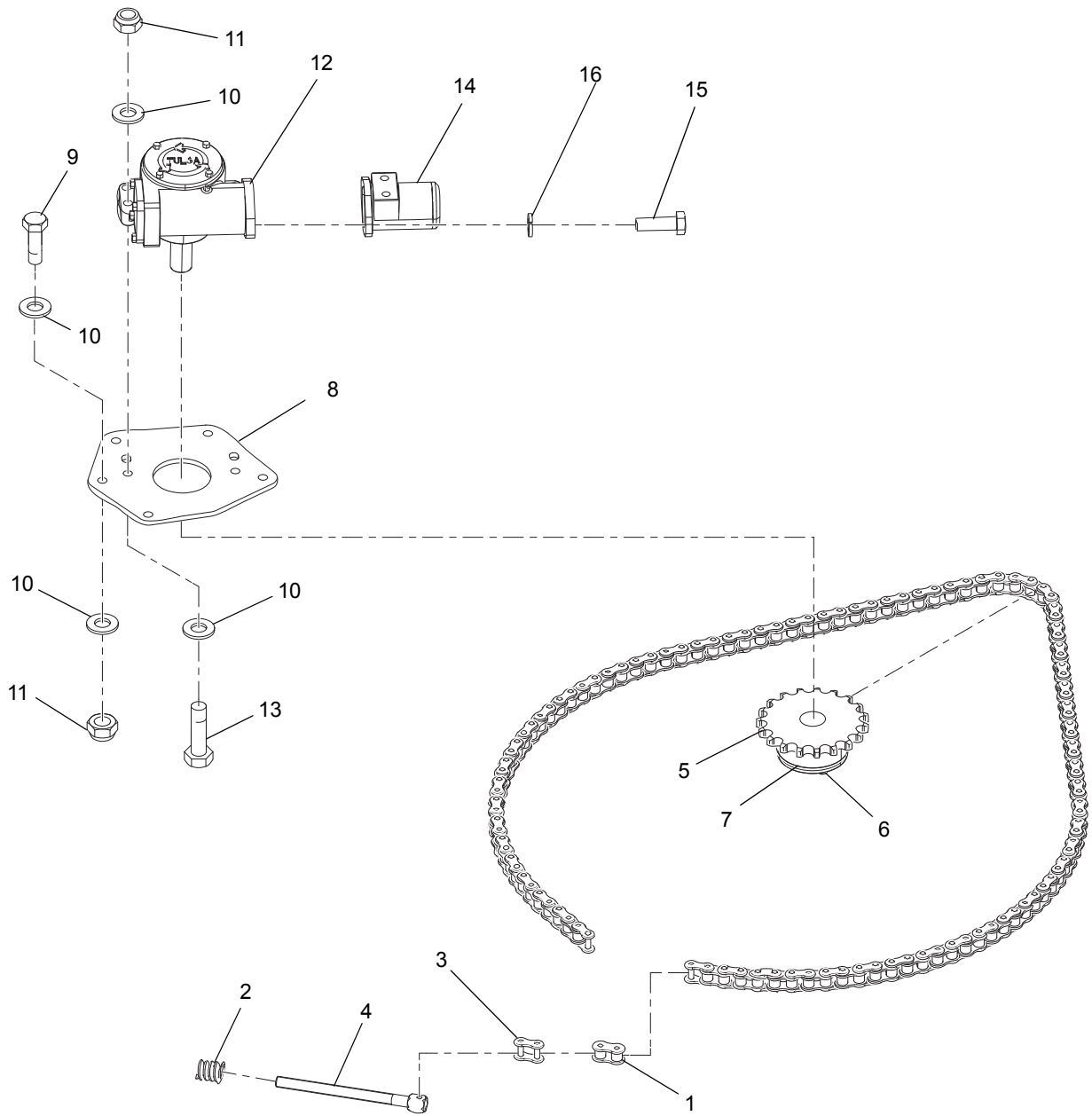
WHEN ORDERING PARTS, SPECIFY MODEL NUMBER, SERIAL NUMBER AND DESCRIPTION OF PARTS REQUIRED



**CHARGE HOPPER
SERVICE ASSEMBLIES**

DATE: Released 03-2019
 MODEL: FD
 PAGE: 9.7

**GROUP
9**



REF	PART NO.	DESCRIPTION	QTY	REF	PART NO.	DESCRIPTION	QTY
33636 Chute Swing Assembly							
1	14478	Chain, Chute Swing, #80	10FT	10	19086	Washer, Flat, 5/8 A325.....	18
2	11709	Spring, Chain Drive	1	11	19351	Nut, Auto Style, 5/8-11, GRC	9
3	14481	Link, Chain, Connector, #80	2	12	12651	Gearbox, Chute Swing, HFG430, TULSA.....	1
4	22946	Tensioner, Chain, Adjustable Bolt.....	1	*	10015	O-RING, CHARLYNN 224	1
5	14480	Sprocket, Chute Swing #H80Q19.....	1	13	19121	Bolt, HHCS, 5/8-11 X 2-1/2, GR8.....	4
6	30088	Key, Bushing, CHT Swing, 3/8" X 2-1/4".....	1	14	33405	Motor, HYD Chute Swing, Eaton, 5.9 CI	1
7	16874	Bushing, Browning Split Tap.....	1	15	19113	Bolt, HHCS, 1/2-13 X 1-1/2, GR8	2
8	33380	Plate, Chute Swing Gearbox MNT	1	16	19030	Washer, Split Lock, 1/2 Z/P.....	2
9	19156	Bolt, HHCS, 5/8-11 X 1-3/4, PF, GR8.....	5	17*	12203	FTG, ST THRD O-Ring, 90° EL, JIC 8-10	2

* ITEM 17 IS NOT SHOWN IN THE ILLUSTRATION

WHEN ORDERING PARTS, SPECIFY MODEL NUMBER, SERIAL NUMBER AND DESCRIPTION OF PARTS REQUIRED



CHUTE SWING

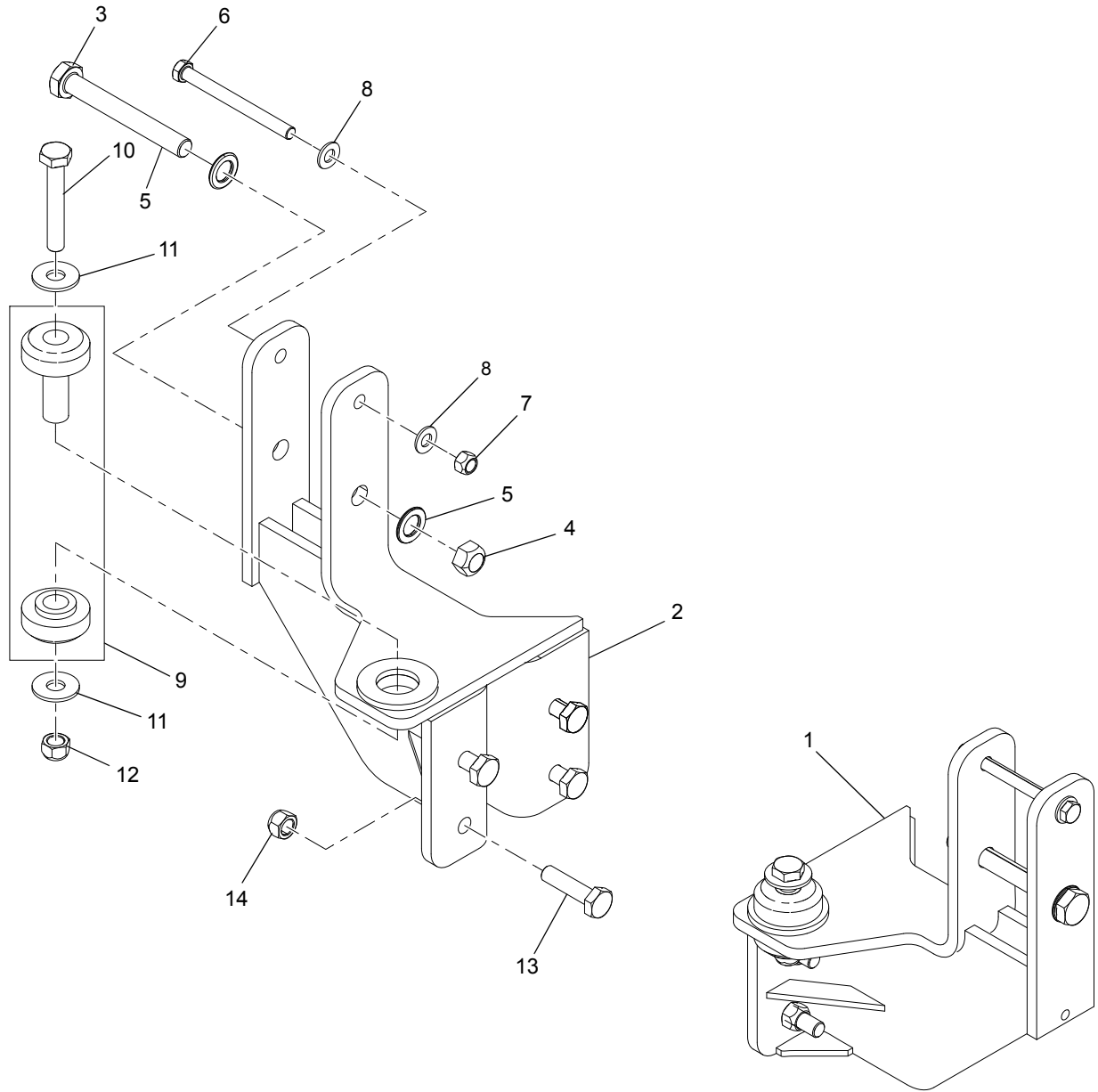
DATE: Released 03-2019

MODEL: FD

PAGE: 9.8

GROUP

9



REF	PART NO.	DESCRIPTION	QTY	REF	PART NO.	DESCRIPTION	QTY
<i>Upright Mounts Assembly</i>							
1	33483	WDMT, Upright Support, CBSD, MY13.....	1	7	19354	Nut, Auto Style, 1/2-13, GRC (Lock).....	2
2	33484	WDMT, Upright Support, STSD, MY13.....	1	8	19093	Washer, Flat, 1/2 A325.....	4
3	41429	Bolt, HHCS, 3/4-10 X 6, GR8.....	2	9	34532	Isolator, Cab, Barry Controls.....	2
4	19343	Nut, Auto Style, 3/ 4-10, GRC.....	2	10	19163	Bolt, HHCS, 5/8-11 X 4", GR8.....	2
5	19039	Washer, Flat, 3/4 A325.....	4	11	19086	Washer, Flat, -5/8 A325.....	4
6	19207	Bolt, HHCS, 1/2-13 X 5-1/2, GR8.....	2	12	19351	Nut, Auto Style, 5/8-11, GRC.....	2
				13	14468	Bolt, Flange, 5/8-18 X 2-1/4, GR8.....	8
				14	14461	Nut, Lock Flange, 5/8-18, GR8.....	8

WHEN ORDERING PARTS, SPECIFY MODEL NUMBER, SERIAL NUMBER AND DESCRIPTION OF PARTS REQUIRED

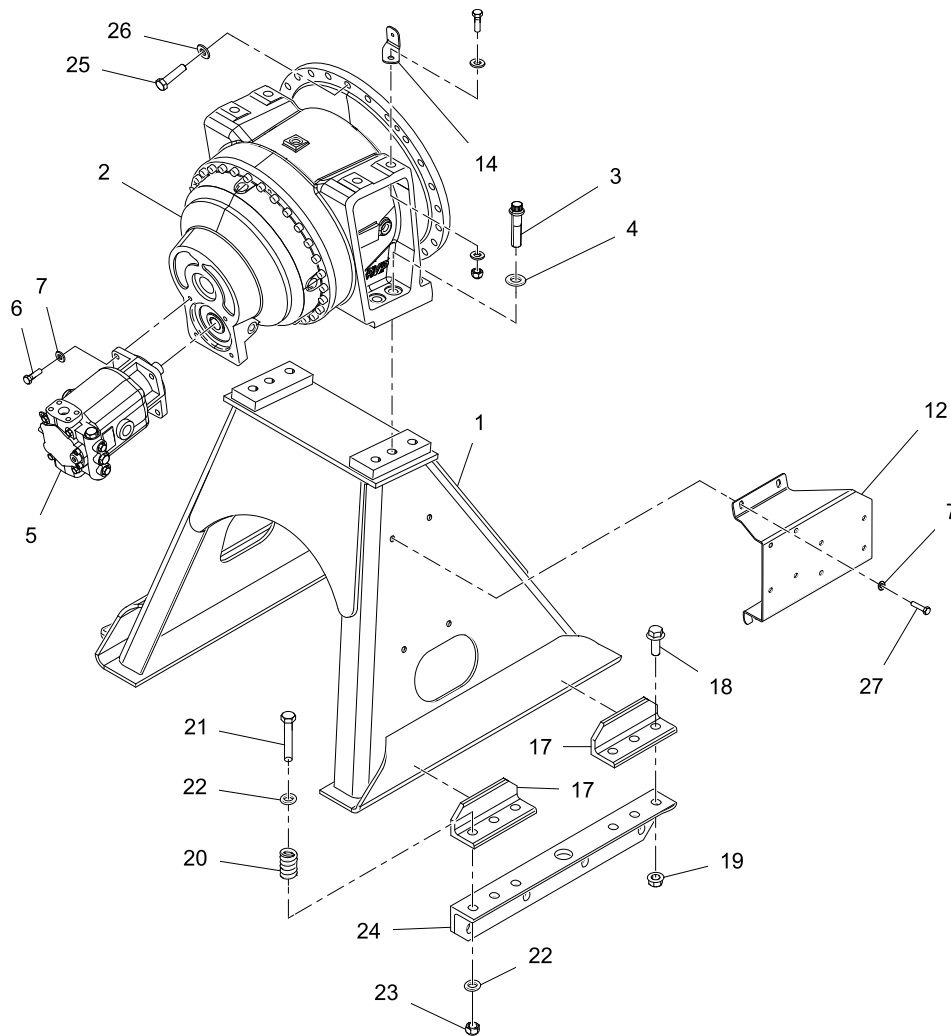


UPRIGHT MOUNTS

DATE: Released 03-2019
 MODEL: FD
 PAGE: 9.9

GROUP
9

PEDESTALS

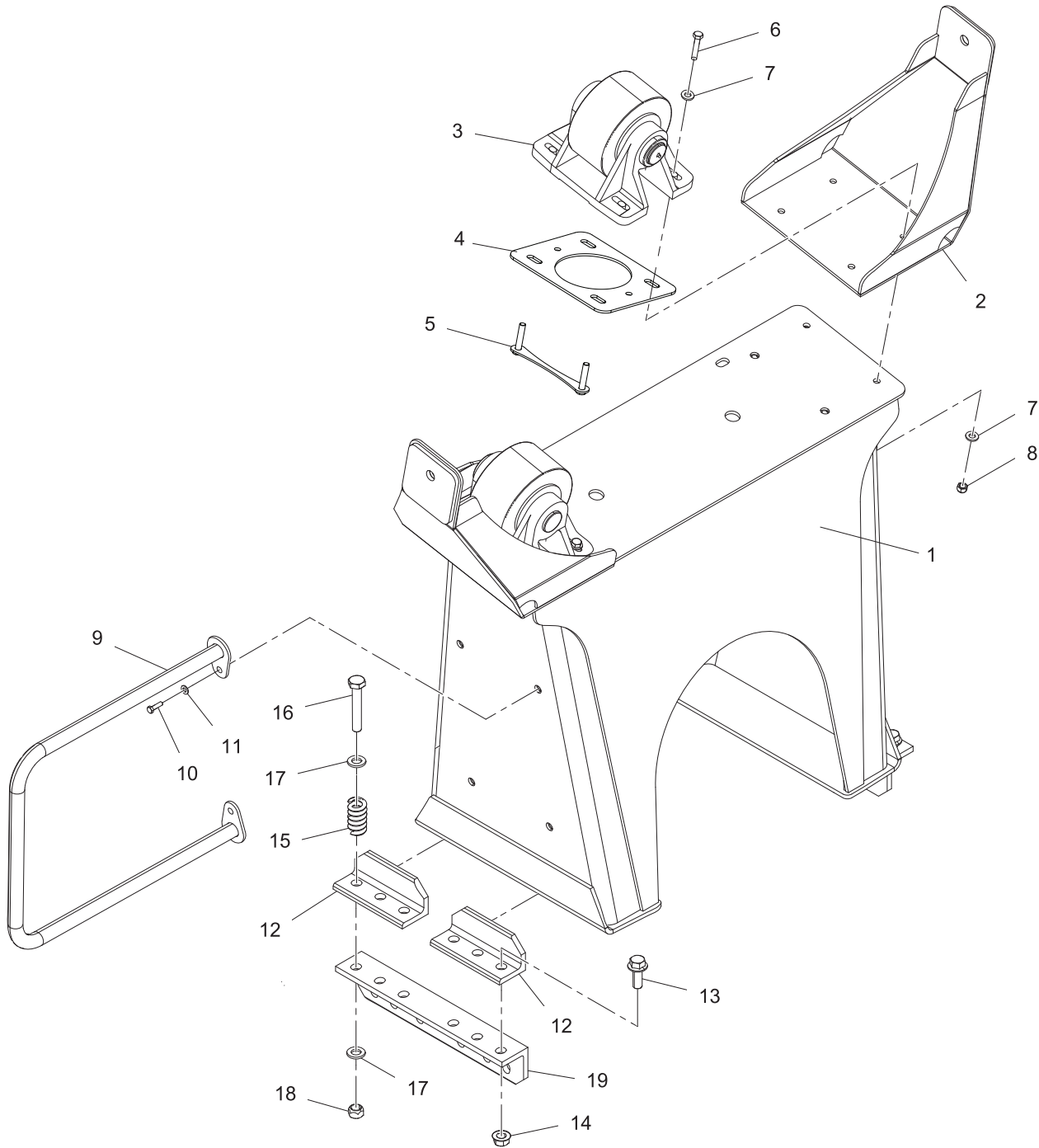


REF	PART NO.	DESCRIPTION	QTY	REF	PART NO.	DESCRIPTION	QTY
1	34115	WDMT, Drive Pedestal, 10.5 YD.....	1	10*	12204	ADPTR,90,ORing X 37 Flare,	
	(FD3000)					2062-12-12.....	1
	33454	WDMT, Drive Pedestal, 28.75".....	1	11*	30690	FTG, BARB, 12 Hose X 12 F-JIC.....	1
	(FD4000, FD5000GL, FDB4000, FD6000MS)			12	34107	Bracket, Air Dryer Mount.....	1
	33455	WDMT, Drive Pedestal, 30.75".....	1	13*	32278	Air Dryer, CR-Turbo 2000 Plus,	
	(FDB5000, FDB6000, FDB7000)					W/O PPT.....	1
	35442	WDMT, Drive Pedestal, CML12, 26"....	1		34175	Air Dryer, Bendix, AD-9EP.....	1
	(FD4000, FDB4000-IL/NY, FD5000GL, FD6000MS)			14	33795	Bracket, Drum Counter, PMP.....	1
	35458	WDMT, Drive Pedestal, CML12, 27.8" 1		15*	40719	PROX Switch.....	1
	(FD3000, FDB5000, FDB6000, FDB7000)			16*	34551	Magnet, Neodymium (On Barrel).....	1
2	31598	PMP Drum Drive, REVERSO.....	1	17	12777	Angle, Hold Down, Pedestal, Upper...	4
	31447	PMP Drum Drive, Straight Drive.....	1	18	14469	Bolt, FLNG, 3/4"-16 X 2", PO, GR8....	6
	35453	Drum Drive, w/Motor, ZF CML-12.....	1	19	14460	Nut, Flange, 3/4"-16, BLK.....	6
3	19263	Bolt, CBore, 7/8"-9x3-1/2", 1/2 ALLY..	6	20	14595	Spring, Hold-Down, Pedestal.....	6
4	19075	Washer, Structural, 7/8", A325, PF....	6	21	19211	Bolt, HHCS, 3/4"-10 X 4-1/2".....	6
5	35989	MOTOR, 4.4 CID, NR (PMP).....	1	22	19039	Washer, Flat, 3/4", USS, ZP.....	12
6	19109	Bolt, HHCS, 3/8-16 X 1-1/2, GR8.....	4	23	19343	Nut, Lock, Top, 3/4"-10, GRC.....	6
7	19272	Washer, Flat, 3/8 A325.....	8	24	12778	Lower Pedestal Hold Down.....	2
8*	11499	Flange, HI Press, Hose, Split.....	4	25	35133	Bolt, HHCS, 5/8"-11 X 2-1/2, E-G F....	12
9*	13505	FTG, 90° EL, Split Flange, #16.....	2	26	35136	Washer, 5/8" SAE, Eco Guard Finish..	12
				27	19105	Bolt, HHCS, 3/8"-16 X 1", PFF, GR8..	4

* ITEMS 8 TO 11, 13, 15 & 16 ARE NOT SHOWN IN THE ILLUSTRATION

WHEN ORDERING PARTS, SPECIFY MODEL NUMBER, SERIAL NUMBER AND DESCRIPTION OF PARTS REQUIRED

	<h2>DRIVE PEDESTAL</h2>	DATE: Released 03-2019	GROUP 10
		MODEL: FD	
		PAGE: 10.1	



REF	PART NO.	DESCRIPTION	QTY	REF	PART NO.	DESCRIPTION	QTY
1	35298	WDMT, Pedestal, Roller, FD 2015.....	1	9	37132	WDMT, Handrail, Pedestal, MY19	1
2	35300	WDMT, Upright Brace Mount, 2015....	1	10	19114	Bolt, HHCS, 1/2-13 X 1-3/4, GR8	2
3	150440	ASSY, 8" Roller, MTM	2	11	19093	Washer, Flat, 1/2 A325.....	2
4	35666	Plate, Trunnion Roller Shim, 1/4"	2	12	12777	Angle, Hold Down, Pedestal, Upper ...	4
5*	35667	WDMT, STUD PLATE, TRUNNION		13	14469	Bolt, FLNG, 3/4"-16 X 2", PO, GR8	6
		ROLLER MTG, 2.75" LONG	2	14	14460	Nut, Flange, 3/4"-16, BLK	6
	35293	WDMT, STUD PLATE, TRUNNION		15	14595	Spring, Hold-Down, Pedestal.....	6
		ROLLER MTG, 2.5" LONG	2	16	19211	Bolt, HHCS, 3/4"-10 X 4-1/2"	6
6	19152	Bolt, HHCS, 1/2-13 X 2-1/2, GR8.....	8	17	19039	Washer, Flat, 3/4", USS, ZP	12
7	19093	Washer, Flat, 1/2 A325	12	18	19343	Nut, Lock, Top, 3/4"-10, GRC.....	6
8	19354	Nut, Auto Style, 1/2-13, GRC (Lock) ..	4	19	18291	Angle, Front PED Hold Down, Lower..	2

WHEN ORDERING PARTS, SPECIFY MODEL NUMBER, SERIAL NUMBER AND DESCRIPTION OF PARTS REQUIRED

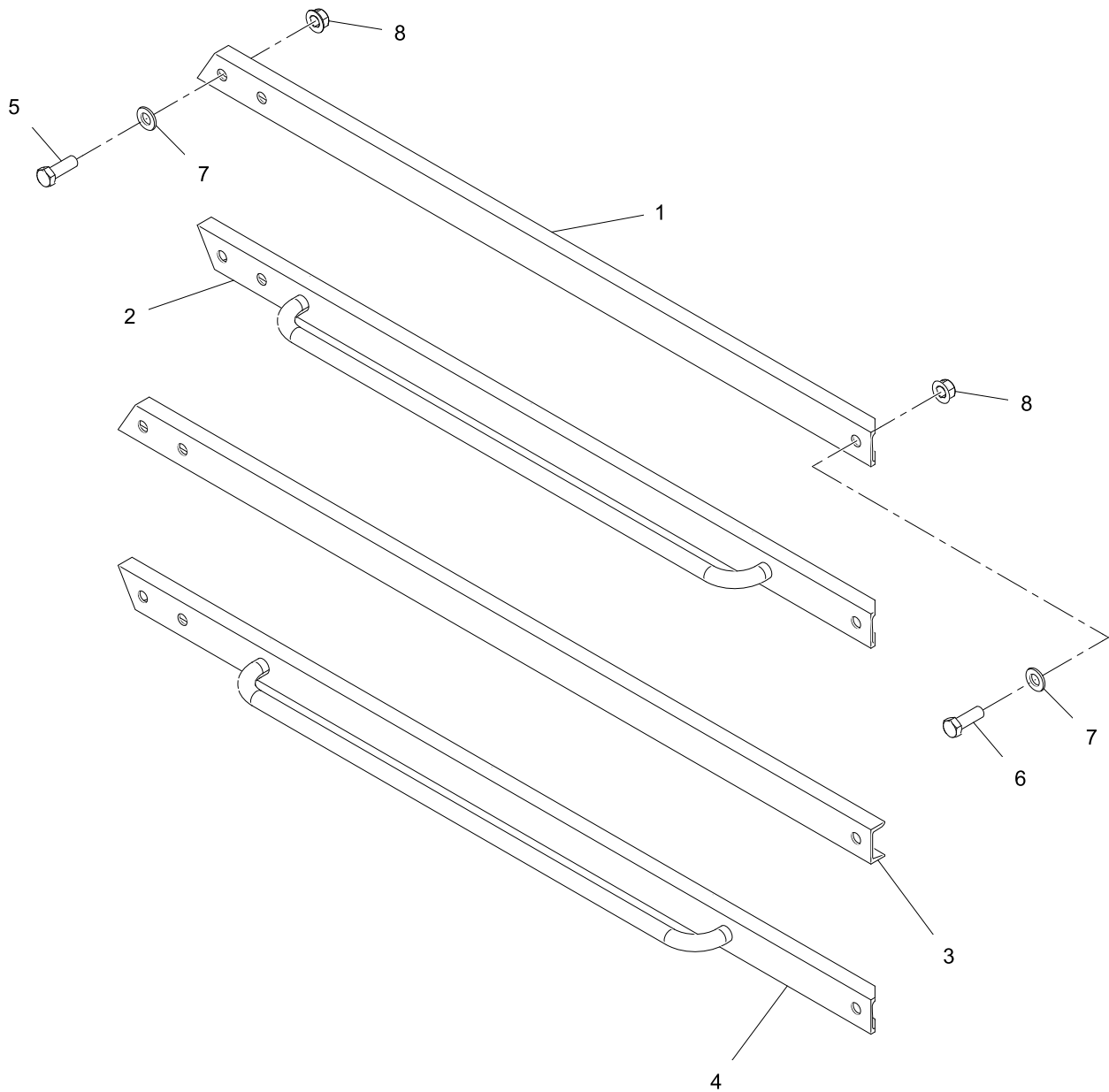


ROLLER PEDESTAL

DATE: Released 03-2019
 MODEL: FD
 PAGE: 10.2

GROUP
10

PEDESTALS



REF	PART NO.	DESCRIPTION	QTY	REF	PART NO.	DESCRIPTION	QTY
1	33438	WDMT, Upright SUPRT CHNL, 0" EXT, 2013, CBSD..... 1 (Used on FD3000, FD4000, FD5000GL)	1	4	33481	WDMT, Upright SUPRT CHNL, 9" EXT, 2013, STSD..... 1 (Used on FDB4000, FD6000MS FDB5000, FDB6000, FDB7000)	1
2	33479	WDMT, Upright SUPRT CHNL, 0" EXT, 2013, STSD 1 (Used on FD3000, FD4000, FD5000GL)	1	5	35282	Bolt, HHCS, 7/8-9 X 2, GR8..... 4	4
				6	27685	Bolt, HHCS, 7/8-9 X 2-1/2, GR8..... 2	2
				7	23277	Washer, Fender, 7/8" (2.5), ZP 6	6
				8	34030	Nut, Flange, 7/8"-9, GR. G, PHOS/Oil 6	6
3	33452	WDMT, Upright SUPRT CHNL, 9" EXT, 2013, CBSD..... 1 (Used on FDB5000, FDB6000, FDB7000, FDB4000, FD6000MS)	1				

WHEN ORDERING PARTS, SPECIFY MODEL NUMBER, SERIAL NUMBER AND DESCRIPTION OF PARTS REQUIRED

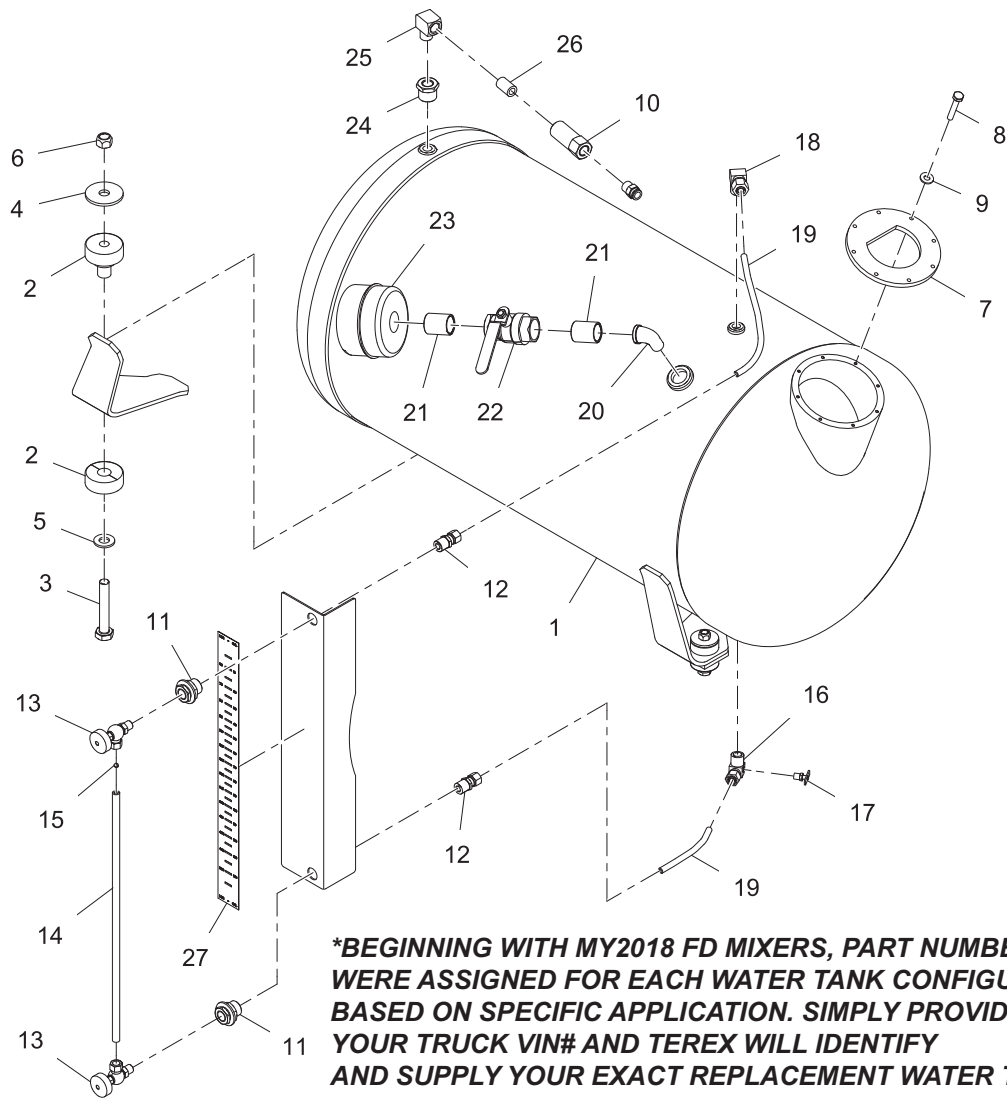


UPRIGHT SUPPORTS

DATE: Released 03-2019
 MODEL: FD
 PAGE: 10.3

GROUP
10

WATER SYSTEM



***BEGINNING WITH MY2018 FD MIXERS, PART NUMBERS WERE ASSIGNED FOR EACH WATER TANK CONFIGURATION BASED ON SPECIFIC APPLICATION. SIMPLY PROVIDE YOUR TRUCK VIN# AND TEREX WILL IDENTIFY AND SUPPLY YOUR EXACT REPLACEMENT WATER TANK.**

REF	PART NO.	DESCRIPTION	QTY	REF	PART NO.	DESCRIPTION	QTY
1	30973	Tank, Water, 125 Gallon, AL.....	1	6	19351	Nut, Lock, 5/8-11 GRC.....	4
	12702	Tank, Water, 150 Gal, AL, Single Fill Roadside (default)	1	7	42059	Kit, 6-3/4" Poly Flapper Valve	1
	36112	Tank, Water, 150 GAL, AL, Single Fill Curbside	1	8	19175	Bolt, HHCS, 1/4-20 X 1-1/2, GR8	8
	12707	Tank, Water, 150 GAL, AL, Dual Fill	1	9	19053	Washer, Flat, 1/4 GR2 Z/P.....	8
	12709	Tank, Water, 200 GAL, AL, Single Fill.....	1	10	16787	Valve, Air, Check, 1/4" NPT.....	1
	12710	Tank, Water, 200 GAL, AL, Dual Fill	1	11	12231	FTG, Pipe, Bulkhead, 1/2" NPT, Brass.....	2
	12711	Tank, Water, 250 GAL, AL, Single Fill.....	1	12	11786	FTG, CMP, Male CONN, 1/2" TOD X 1/2" NPT	2
	12712	Tank, Water, 250 GAL, AL, Dual Fill	1	13	13209	Valve, Set, Water Sight Glass.....	1
2	19492	Isolator, Mount, CAB, Rubber	4	14	34190	Tube, Sight Gauge, 26".....	1
3	19163	Bolt, HHCS, 5/8-11 X 4", GR8.....	4	15	40612	Ball, Indicator, Sight Gauge	1
4	23898	Washer, 11/16" X 2-1/2" X 3/16".....	4	16	34899	FTG, 90° EL, 1/2" OD X 1/2" NTP, Tapped	1
5	19086	Washer, Structural, 5/8", A325	4	17	11731	Petcock, 1/8", External Seat	1
				18	11801	FTG, AB, 90° M EL, 1/2" TOD X 1/2" NPT	1
				19	15349	Hose, Air Line, 1/2"	2.5

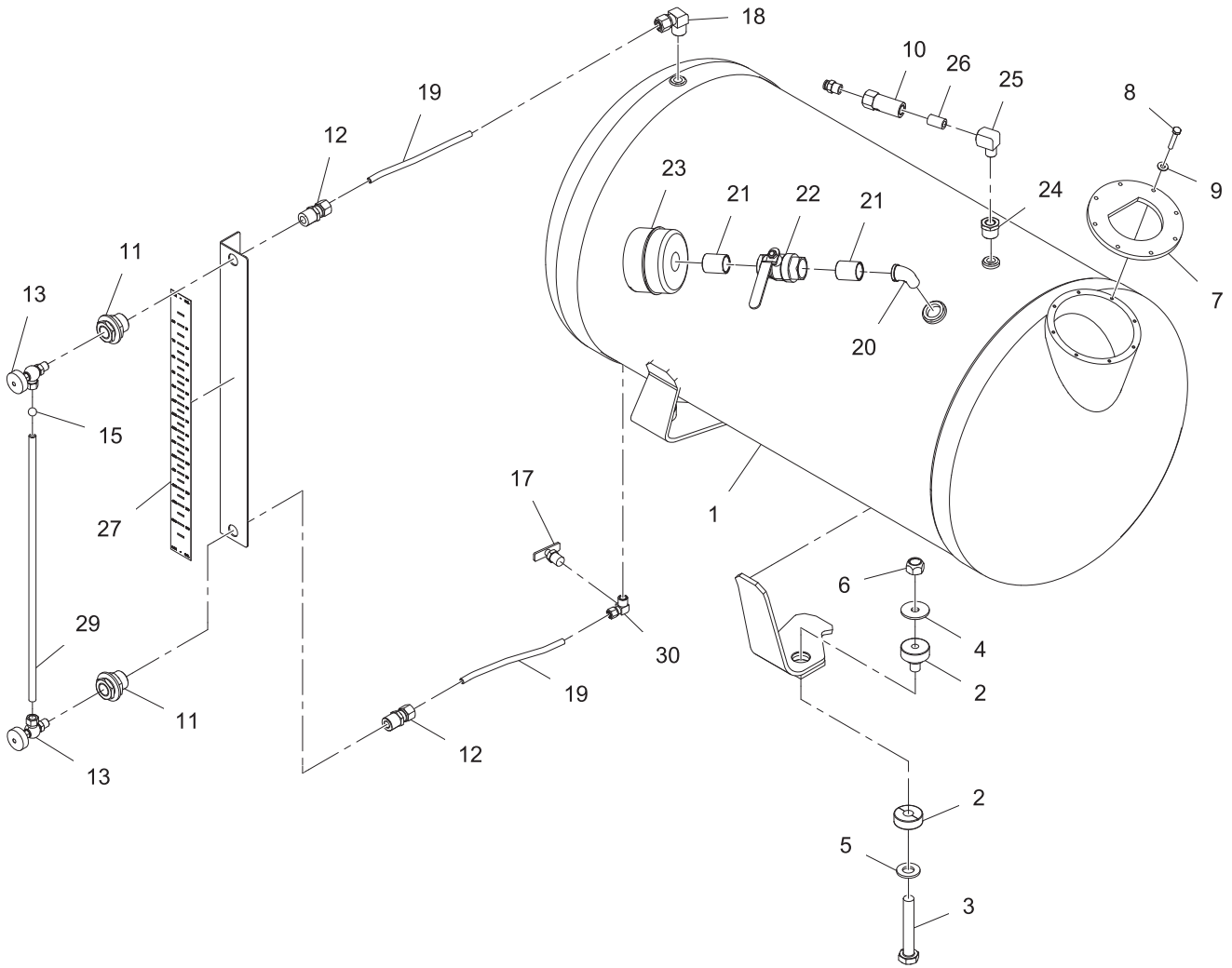
WHEN ORDERING PARTS, SPECIFY MODEL NUMBER, SERIAL NUMBER AND DESCRIPTION OF PARTS REQUIRED



**WATER TANK, ROAD SIDE
SIGHT GAUGE**

DATE: Released 03-2019
MODEL: FD
PAGE: 11.1

**GROUP
11**



REF	PART NO.	DESCRIPTION	QTY	REF	PART NO.	DESCRIPTION	QTY
20	15063	FTG, 90° ST EL, BLK SCHED 40, 1".....	1	27	31014	Marker, Sight Gauge, 125 GAL / 473 Litre.....	1
21	15120	FTG, NPL, Close, BLK SCHED 40, 1".....	2	28743	Marker, Sight Gauge, Tank, 150 GAL / 568 Litre.....	1	
22	11926	Valve,Ball,Water,1"NPT,Brass Stem...	1	28760	Marker, Sight Gauge, Tank, 200 GAL / 757 Litre.....	1	
23	11844	Muffler, Water Tank.....	1	28742	Marker, Sight Gauge, Tank, 250 GAL / 946 Litre.....	1	
24	12980	FTG, Bushing, Pipe, 1/2".....	1	28*	11778	FTG, COMP, Male CONN, 1/4" TOD X 1/4" NPT	1
25	13042	FTG, ST EL, 1/4" FTP X 1/4" NPT	1	29	23297	Tubing, Sight Gauge, 28.5.....	1
26	15119	FTG, Pipe NPL 1/4"Close,Sched 40 ..	1	30	21726	FTG, AB, 90° M EL, 1/2" TOD X 1/2" NPT	1

*ITEM 28 NOT SHOWN IN THE ILLUSTRATION

WHEN ORDERING PARTS, SPECIFY MODEL NUMBER, SERIAL NUMBER AND DESCRIPTION OF PARTS REQUIRED



**WATER TANK, CURB SIDE
SIGHT GAUGE**

DATE: Released 03-2019
MODEL: FD
PAGE: 11.2

**GROUP
11**

WATER SYSTEM



REF PART NO. DESCRIPTION

Fender Washdown Hose

1*	15777	Hose, Washdown, 25' X 5/8"
2*	13608	Nozzle, Hose
3	20518	WDMT, Bracket, Washdown Hose
4	12231	FTG, Pipe, Bulkhead, 1/2" NTP, Brass
5	13106	Valve, Ball, Water, 1/2" Brass

REF PART NO. DESCRIPTION

Barrel Water Injection System

6	20256	HOSE, WATER, 1", 7093 GST
7	11413	Clamp, Hose, 13/16 To 1-1/2
8	33541	ASSY, Barrel Water Injection Tube
*	35905	WDMT, Dual Water Injection Tube

Charge Hopper Washdown

9	15777	Hose, Washdown, 25' X 5/8"
10	13608	Nozzle, Hose

*ITEMS 1 & 2 ARE NOT SHOWN IN THE LOWER ILLUSTRATION

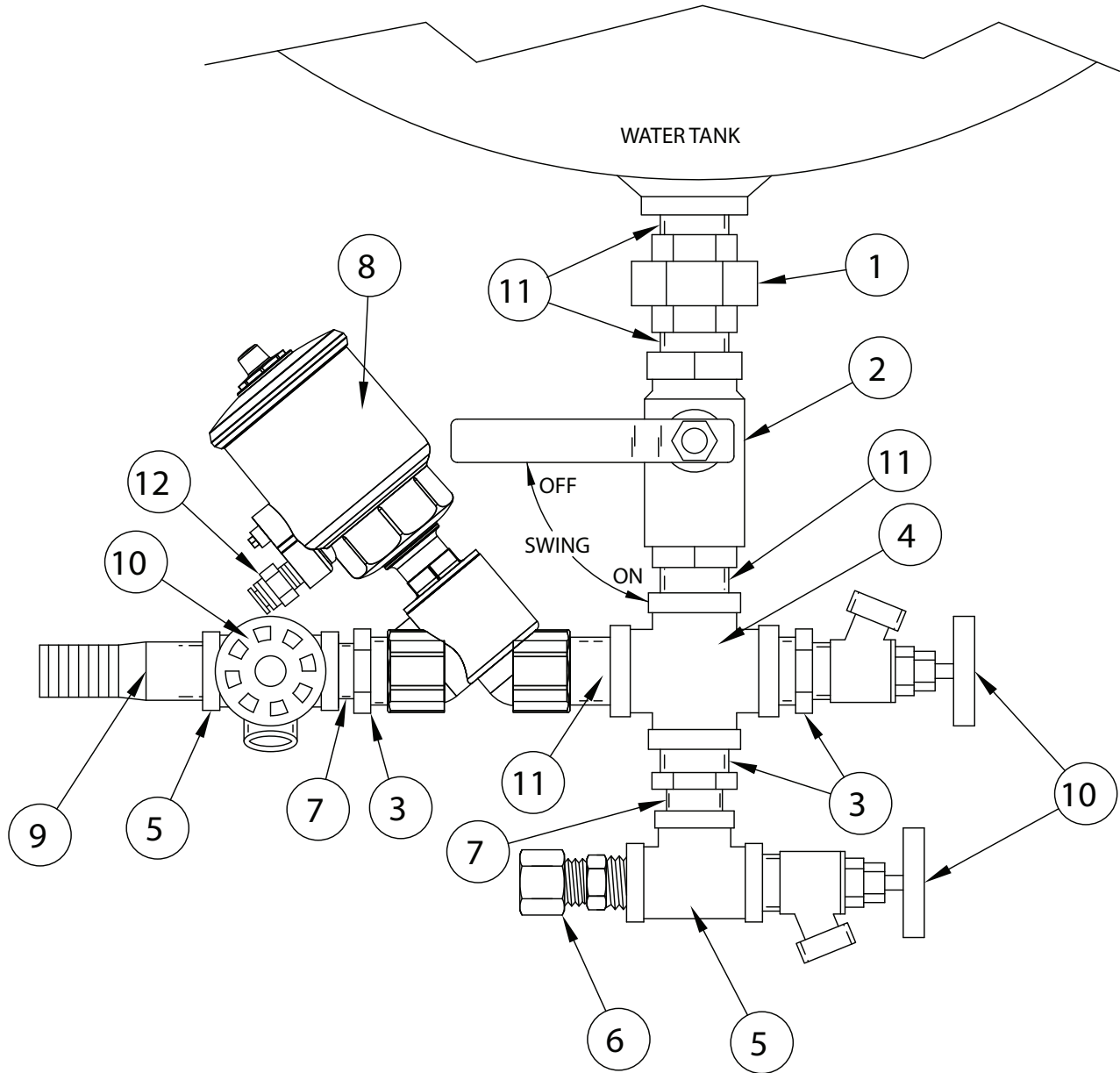
WHEN ORDERING PARTS, SPECIFY MODEL NUMBER, SERIAL NUMBER AND DESCRIPTION OF PARTS REQUIRED



WATER DISCHARGE SYSTEMS

DATE: Released 03-2019
 MODEL: FD
 PAGE: 11.3

GROUP
11



REF	PART NO.	DESCRIPTION	QTY	REF	PART NO.	DESCRIPTION	QTY
28897 Water Tank Plumbing Assembly							
STD / Non-Heated							
(Used On FD3000, FD4000, FD5000GL & FDB4000)							
1	12313	Union 1.0" NPT, Straight	1	7	15140	Close Nipple, 3/4" NPT	2
2	11926	Valve, 1.0" NPT, Ball	1	8	30346	Valve, Water Air Pilot, 1.0"	1
3	15156	Bushing, 1.0" NPT X 3/4" NPT	3	*	30464	KIT, SEAL, WATER VALVE, ASCO	AR
4	12123	Adaptor, Cross, 1.0" NPT	1	9	11952	BARB, Hose Nipple, 3/4" NPT	1
5	14970	Tee, 3/4" NPT	2	10	14218	Valve, 3/4" NPT, Boiler, Water	3
6	11776	Fitting, 3/4" NPT X 3/4" Tube	1	11	15120	Close Nipple, 1.0" NPT	4
				12	28133	Fitting, 1/8" NPT X 1/4" Tube PTC	1

*

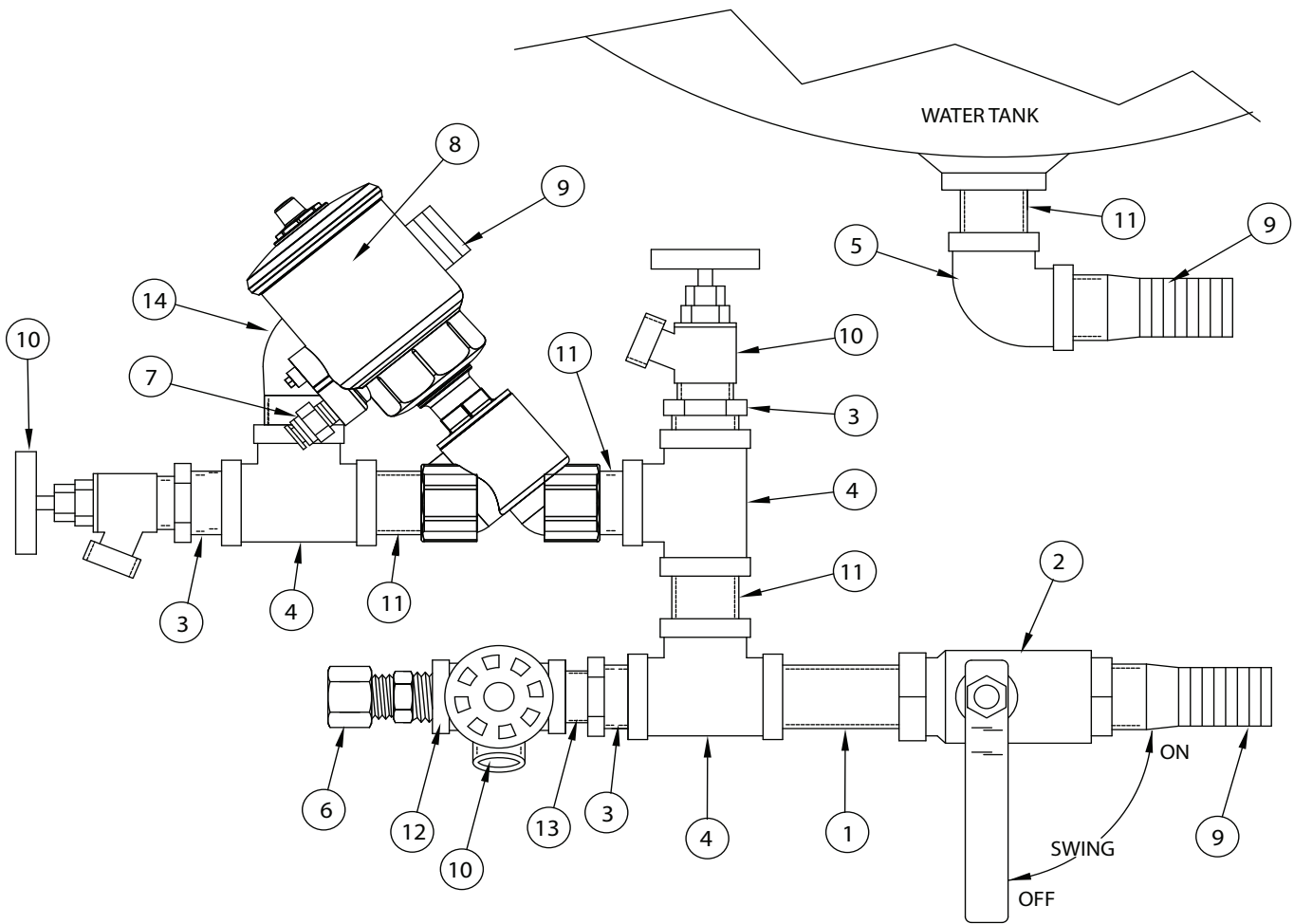
WHEN ORDERING PARTS, SPECIFY MODEL NUMBER, SERIAL NUMBER AND DESCRIPTION OF PARTS REQUIRED



WATER TANK PLUMBING, STD

DATE: Released 03-2019
 MODEL: FD
 PAGE: 11.4

GROUP
11

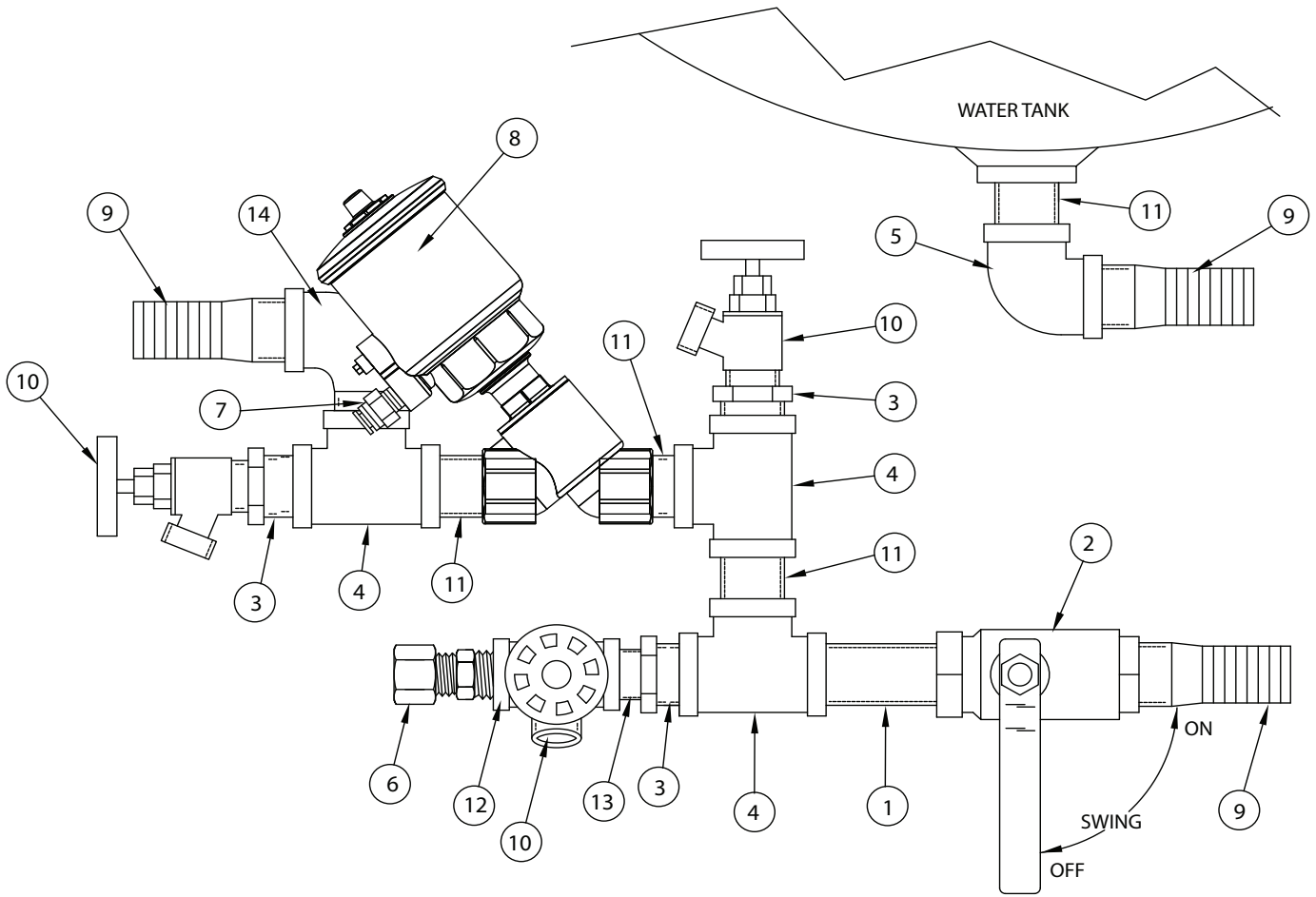


REF	PART NO.	DESCRIPTION	QTY	REF	PART NO.	DESCRIPTION	QTY
29255 Water Tank Plumbing Assembly							
Non-Heated W/O External Lift Axle Controls							
(Used On FDB5000, All FDB6000 & FDB7000)							
1	15116	Nipple, 1.0" NPT X 3.0"	1	9	17356	FTG, HOSE BARB, DIXON, 1"	2
2	11926	Valve, 1.0" NPT, Ball	1	10	14218	Valve, 3/4" NPT, Boiler, Water	3
3	15156	Bushing, 1.0" NPT X 3/4" NPT	3	11	15120	Close Nipple, 1.0" NPT	3
4	14971	Tee, 1.0" NPT	3	12	14970	FTG, PIPE, 3/4" TEE	1
5	15042	FTG, 90Deg EL, BLK Sched-40, 1"	1	13	15140	FTG, NIPPLE, 3/4" CLOSE	1
6	11776	Fitting, 3/4" NPT X 3/4" Tube	1	14	15098	FTG, 45Deg ST EL, BLK Sched-40, 1" .	1
7	28133	FTG, 1/8" NPT x 1/4" Tube PTC	1	15*	20808	Bracket, Water Valve ASSY	1
8	30346	Valve, Water, Air Pilot, 1.0"	1	16*	20579	U Bolt 1/4" X 1.25 Pipe	2
*	30464	KIT, SEAL, WATER VALVE, ASCO	AR	17*	19352	Locknut 1/4"	2

* ITEMS 15, 16, & 17 ARE NOT SHOWN IN THE ILLUSTRATION

WHEN ORDERING PARTS, SPECIFY MODEL NUMBER, SERIAL NUMBER AND DESCRIPTION OF PARTS REQUIRED

	WATER TANK PLUMBING, STD REMOTE MOUNT	DATE: Released 03-2019	GROUP 11
		MODEL: FD	
		PAGE: 11.5	



REF	PART NO.	DESCRIPTION	QTY	REF	PART NO.	DESCRIPTION	QTY
36710 Water Tank Plumbing Assembly Non-Heated W/External Lift Axle Controls (Used On FDB5000, All FDB6000 & FDB7000)							
1	15116	Nipple, 1.0" NPT X 3.0"	1	9	17356	FTG, HOSE BARB, DIXON, 1"	2
2	11926	Valve, 1.0" NPT, Ball	1	10	14218	Valve, 3/4" NPT, Boiler, Water	3
3	15156	Bushing, 1.0" NPT X 3/4" NPT	3	11	15120	Close Nipple, 1.0" NPT	3
4	14971	Tee, 1.0" NPT	3	12	14970	FTG, PIPE, 3/4" TEE	1
5	15042	FTG, 90Deg EL, BLK Sched-40, 1"	1	13	15140	FTG, NIPPLE, 3/4" CLOSE	1
6	11776	Fitting, 3/4" NPT X 3/4" Tube	1	14	15063	FTG, 90Deg ST EL, BLK Sched-40, 1" .	1
7	28133	FTG, 1/8" NPT x 1/4" Tube PTC	1	15*	20808	Bracket, Water Valve ASSY	1
8	30346	Valve, Water, Air Pilot, 1.0"	1	16*	20579	U Bolt 1/4" X 1.25 Pipe	2
*	30464	KIT, SEAL, WATER VALVE, ASCO	AR	17*	19352	Locknut 1/4"	2

* ITEMS 15, 16, & 17 ARE NOT SHOWN IN THE ILLUSTRATION

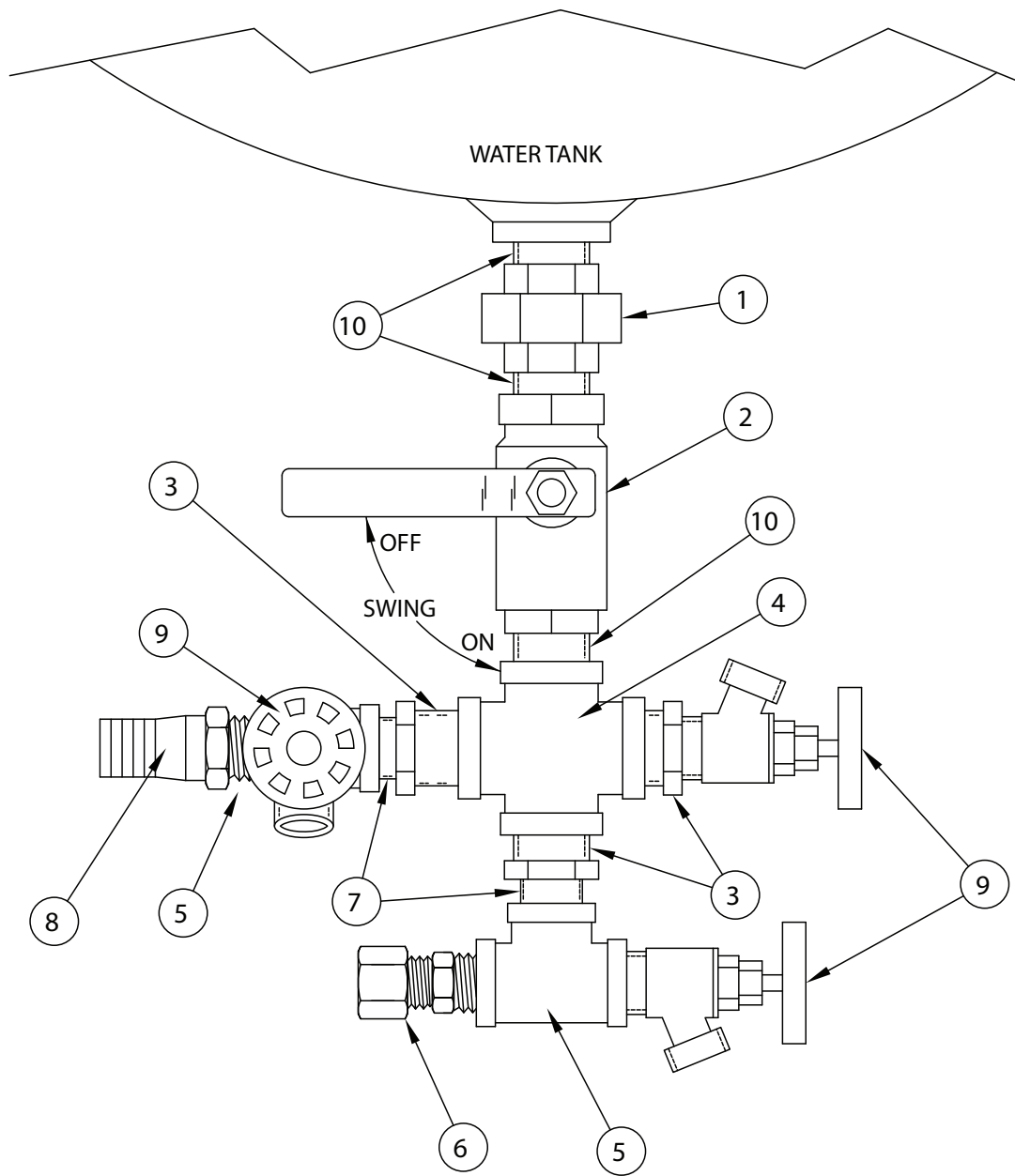
WHEN ORDERING PARTS, SPECIFY MODEL NUMBER, SERIAL NUMBER AND DESCRIPTION OF PARTS REQUIRED



**WATER TANK PLUMBING,
STD REMOTE MOUNT w/EXT LAC**

DATE: Released 03-2019
 MODEL: FD
 PAGE: 11.6

GROUP
11



REF	PART NO.	DESCRIPTION	QTY	REF	PART NO.	DESCRIPTION	QTY
35816 Water Tank Plumbing Assembly STD / MANUAL CONTROL <i>(Used On FD3000, FD4000, FD5000GL & FDB4000)</i>							
1	12313	Union 1.0" NPT, Straight	1	6	11776	Fitting, 3/4" NPT X 3/4" Tube	1
2	11926	Valve, 1.0" NPT, Ball	1	7	15140	Close Nipple, 3/4" NPT	2
3	15156	Bushing, 1.0" NPT X 3/4" NPT	3	8	11952	FTG,HSE BARB,1"HID X 3/4" NPT	1
4	12123	Adaptor, Cross, 1.0" NPT	1	9	14218	Valve, 3/4" NPT, Boiler, Water.....	3
5	14970	Tee, 3/4" NPT	2	10	15120	Close Nipple, 1.0" NPT	3

*

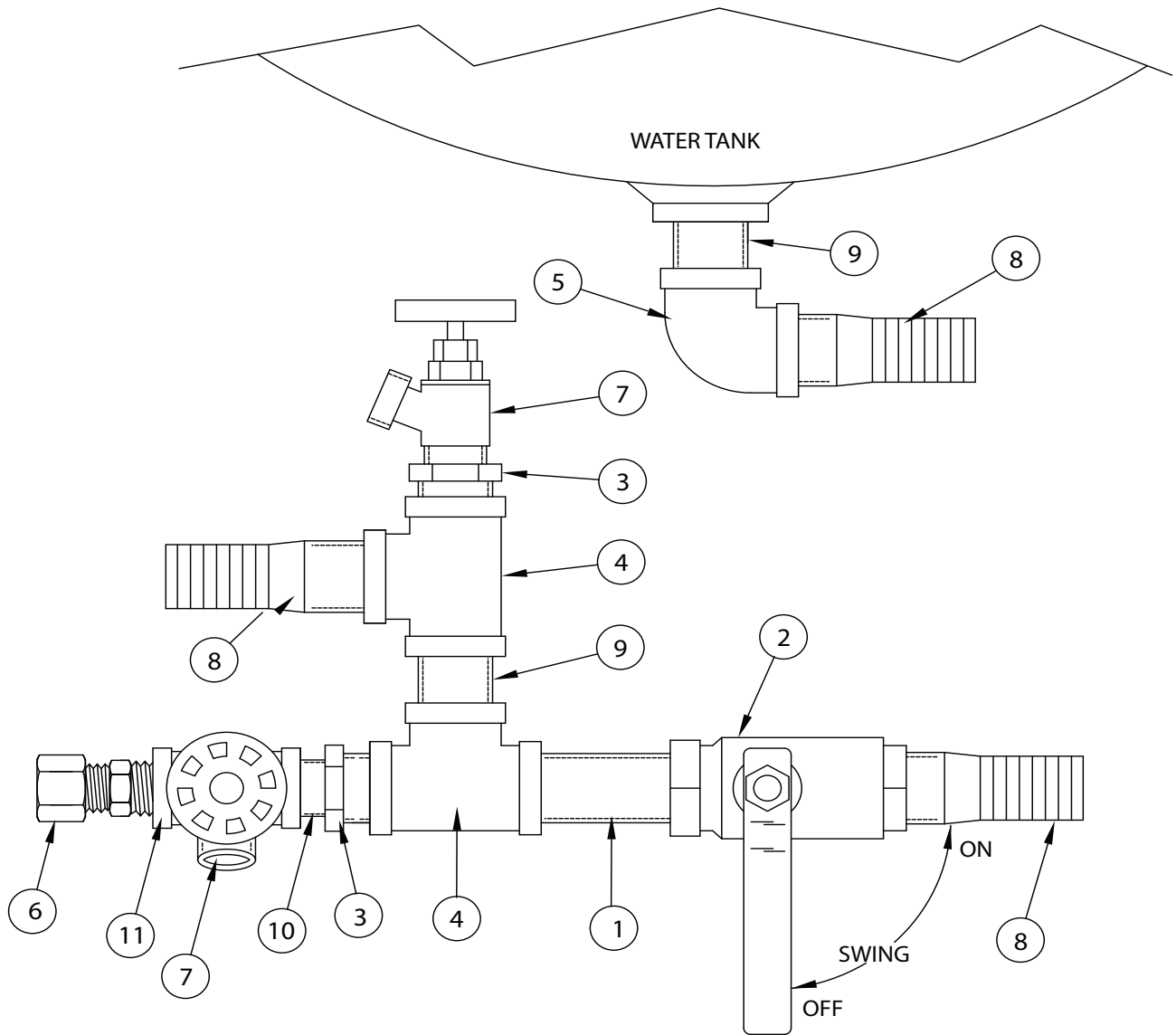
WHEN ORDERING PARTS, SPECIFY MODEL NUMBER, SERIAL NUMBER AND DESCRIPTION OF PARTS REQUIRED



**WATER TANK PLUMBING
STD, MANUAL CONTROL**

DATE: Released 03-2019
 MODEL: FD
 PAGE: 11.7

**GROUP
11**



REF	PART NO.	DESCRIPTION	QTY	REF	PART NO.	DESCRIPTION	QTY
35815 Water Tank Plumbing Assembly							
STD / REMOTE MOUNT w/MANUAL CONTROL							
(Used On FDB5000, All FDB6000 & FDB7000)							
1	15116	FTG, Nipple, 1.0" NPT X 3.0".....	1	6	11776	Fitting, 3/4" NPT X 3/4" Tube	1
2	11926	Valve, 1.0" NPT, Ball	1	7	14218	Valve, 3/4" NPT, Boiler, Water.....	2
3	15156	Bushing, 1.0" NPT X 3/4" NPT	2	8	17356	FTG, HOSE BARB, DIXON, 1".....	3
4	14971	FTG, TEE, BLK SCHED 40, 1"	2	9	15120	FTG, NPL, Close, BLK Sched-40, 1"	2
5	15042	FTG, 90DEG EL, BLK SCHED 40, 1"	1	10	15140	Close Nipple, 3/4" NPT	1
				11	14970	FTG, PIPE, 3/4" TEE	1

*

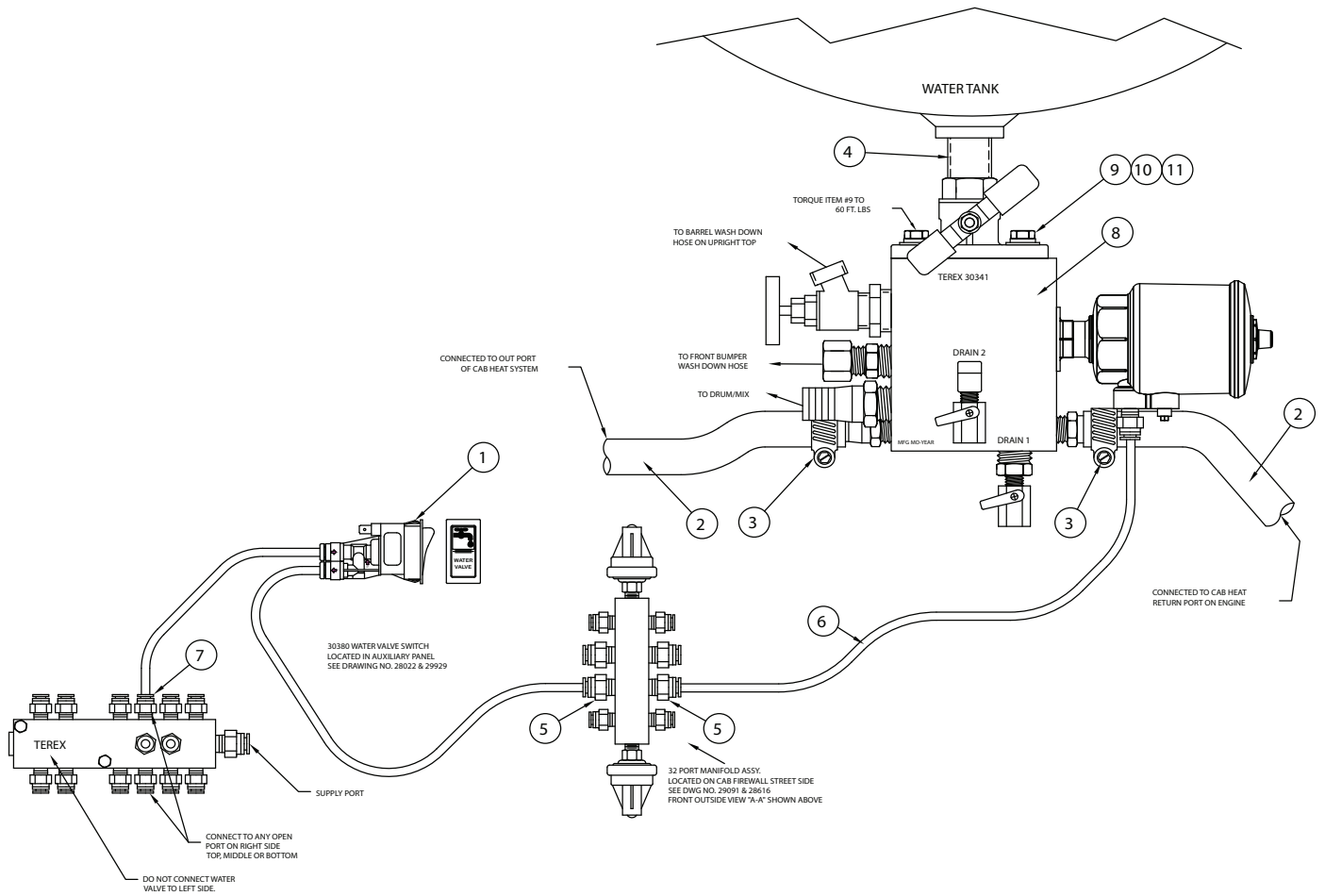
WHEN ORDERING PARTS, SPECIFY MODEL NUMBER, SERIAL NUMBER AND DESCRIPTION OF PARTS REQUIRED



**WATER TANK PLUMBING
STD, MANUAL CONTROL**

DATE: Released 03-2019
MODEL: FD
PAGE: 11.8

GROUP
11



REF	PART NO.	DESCRIPTION	QTY	REF	PART NO.	DESCRIPTION	QTY
	30459	Water Tank Plumbing Assembly HEATED					
		<i>(Used On FD3000, FD4000, FD5000GL & FDB4000)</i>					
1	30380	Switch, Rocker, (Air) Water Valve.....	1	7	28133	Fitting, 1/8" NPT X 1/4" Tube PTC	1
2	30435	Hose, Heater, 5/8", GST-2, BLK	AR	8	30341	Manifold, Water, Heated ASSY.....	1
3	11411	Clamp, Hose, 9/16" - 1, 1/16"	2	9	19143	HHCS, 7/16"-14 X 1.25" GR. 8 Zinc...	2
4	36504	FTG, Nipple, 1" X 3" NPT, SCH 80	1	10	19028	Washer, Lock, 7/16" Zinc	2
5	29292	Fitting, 1/4" NPT X 1/4" Tube PTC.....	2	11	19312	Washer, Lock, 3/8" Zinc	2
6	28142	Tube Air, 1/4", BLK	17				

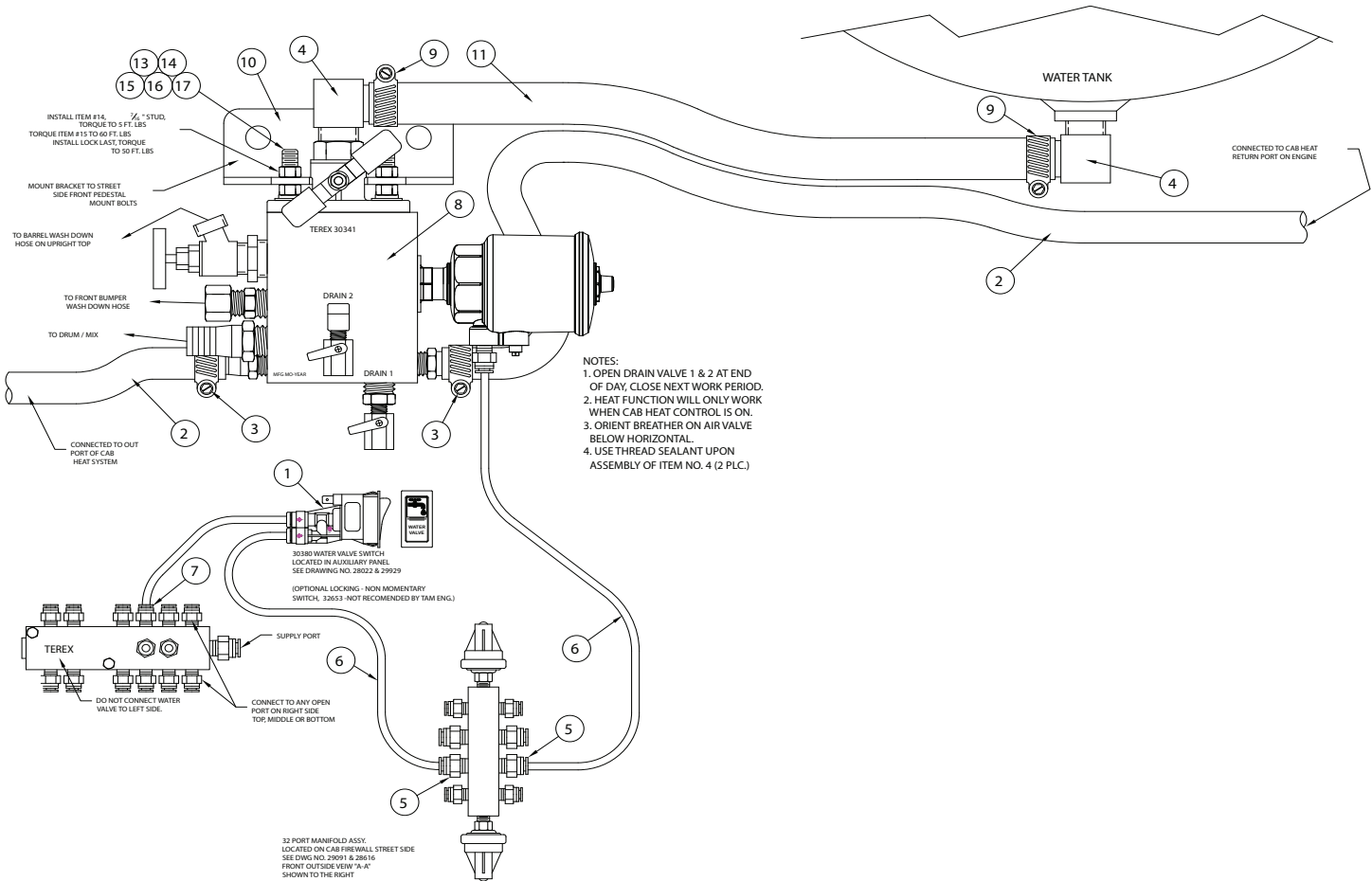
WHEN ORDERING PARTS, SPECIFY MODEL NUMBER, SERIAL NUMBER AND DESCRIPTION OF PARTS REQUIRED



**WATER TANK PLUMBING
WITH HEATED MANIFOLD**

DATE: Released 03-2019
MODEL: FD
PAGE: 11.9

**GROUP
11**



REF	PART NO.	DESCRIPTION	QTY	REF	PART NO.	DESCRIPTION	QTY
30777 Water Tank Plumbing Assembly HEATED W/O External Lift Axle Controls (Used On FDB5000, All FDB6000 & FDB7000)							
1	30380	Switch, Rocker, (Air) Water Valve.....	1	9	11413	Clamp, Worm, 13/16" - 1.5"	2
2	30435	Hose, Heater, 5/8", GST-2, BLK	AR	10	34014	Brkt, Heated Water Valve, 6 & 7 AX....	1
3	11411	Clamp, Hose, 9/16" - 1, 1/16"	2	11	30776	Hose, 1.0" X 27.0", 300 PSI	2.1
4	30775	BARB, Hose, 1.0" X 1.0" NPT 90° Zinc	2	12	*Not Used*		
5	29292	Fitting, 1/4" NPT X 1/4" Tube PTC	2	13	30773	Lock Nut, 7/16" Zinc	2
6	28142	Tube Air, 1/4", BLK	17	14	37196	Stud, Threaded, 7/16"-14 X 2.5", B7	2
7	28133	Fitting, 1/8" NPT X 1/4" Tube PTC	1	15	28433	Nut, 7/16" - 14, Zinc	2
8	30341	Manifold, Water, Heated ASSY.....	1	16	19028	Washer, Lock, 7/16" Zinc	2
				17	19312	Washer, Lock, 3/8" Zinc	2

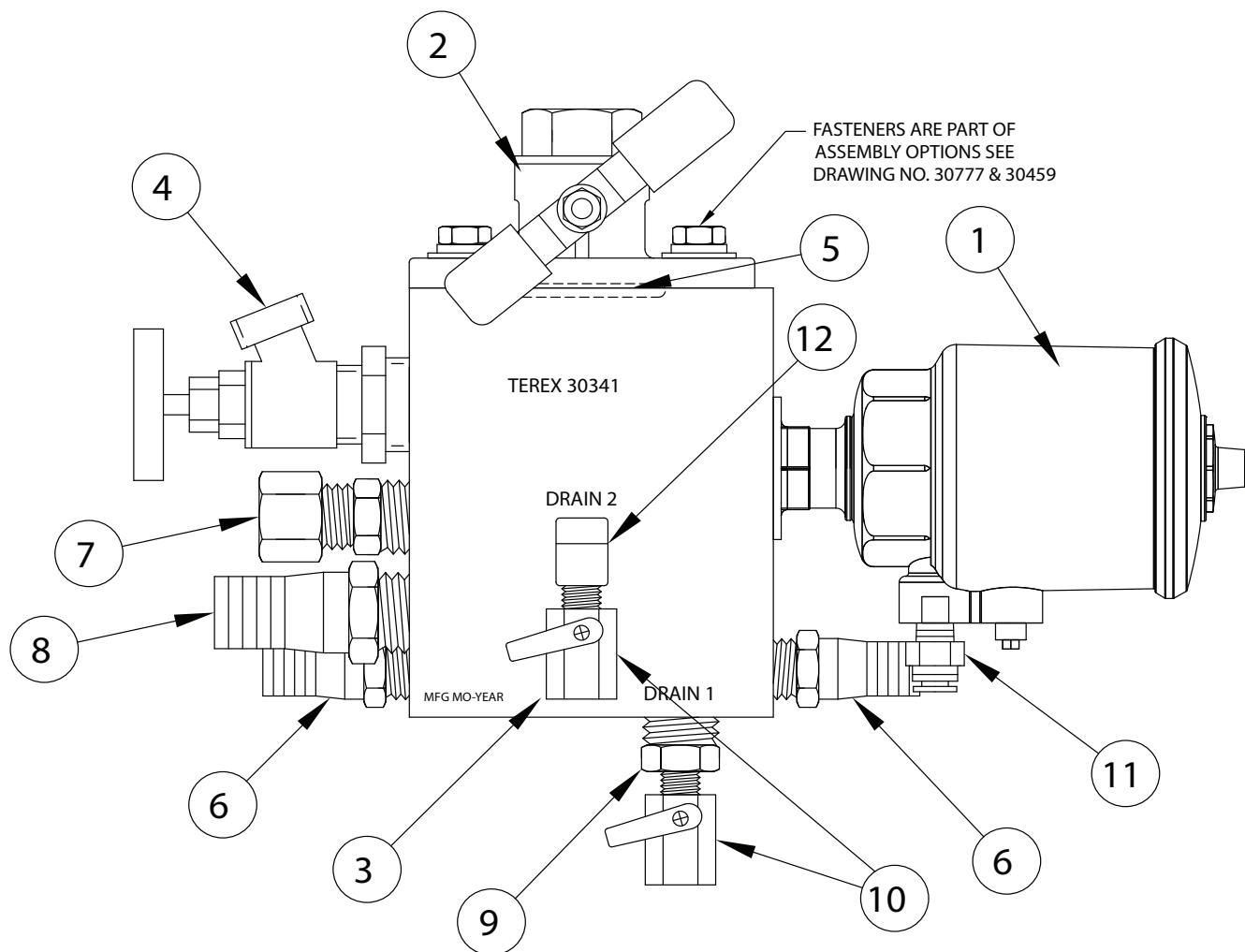
WHEN ORDERING PARTS, SPECIFY MODEL NUMBER, SERIAL NUMBER AND DESCRIPTION OF PARTS REQUIRED



**WATER TANK PLUMBING WITH
REMOTE MNT HEATED MANIFOLD**

DATE: Released 03-2019
MODEL: FD
PAGE: 11.10

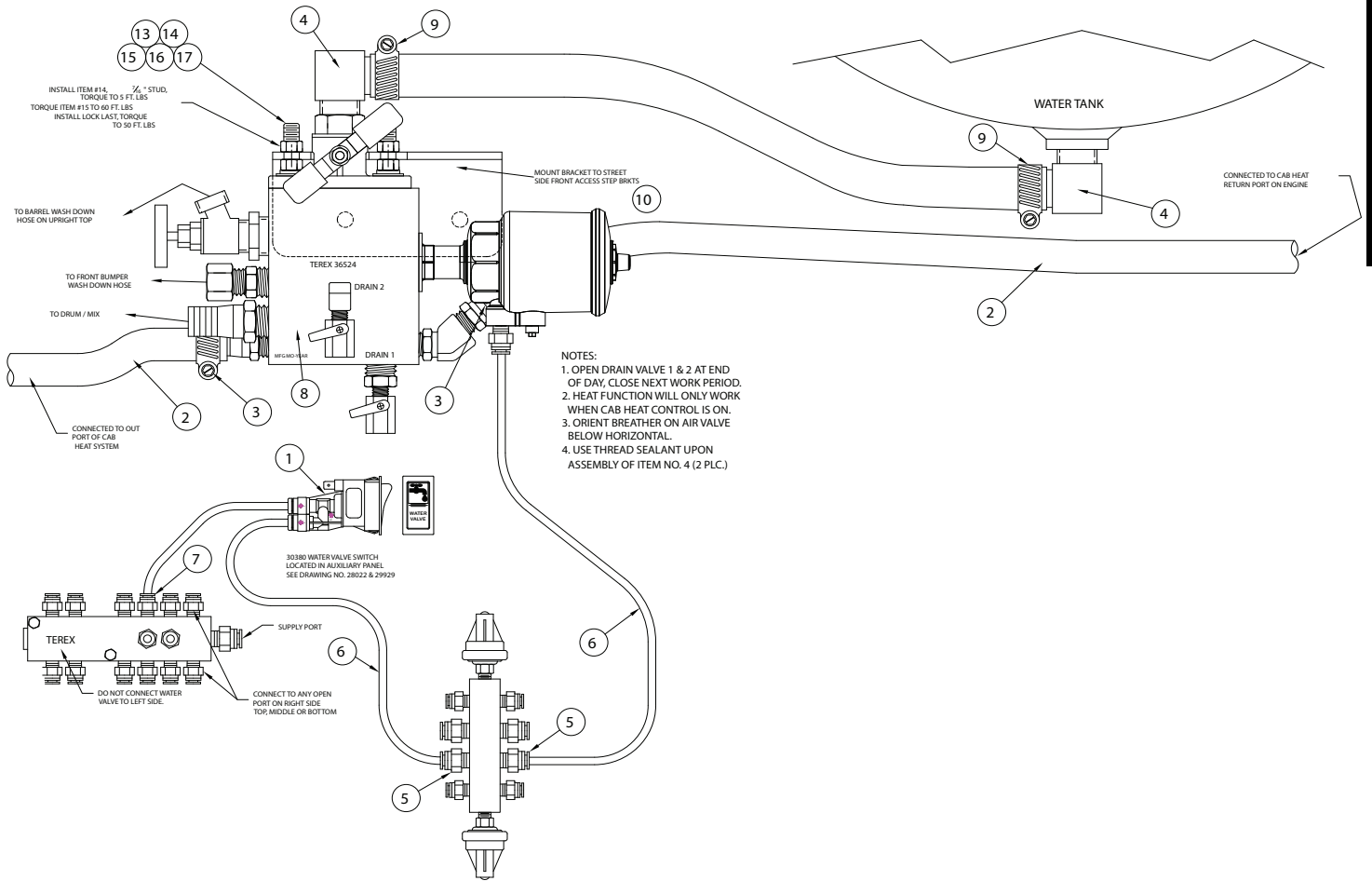
**GROUP
11**



REF	PART NO.	DESCRIPTION	QTY	REF	PART NO.	DESCRIPTION	QTY
	30341	Manifold Heated Water Valve ASSY					
1	30346	Valve, Water, AIP Pilot, 1.0"..... 1	1	7	11776	Adaptor, 3/4" NPT X 3/4" Tube..... 1	1
*	30464	KIT,SEAL,WATER VALVE,ASCO..... 1	1	8	11952	Hose BARB, 3/4" NPT X 1.0" Hose.... 2	2
				9	30379	Reducer, 3/4" NPT Male X 1/4" NPT Female..... 1	1
2	30347	Valve, Ball, Flange 1.0", 2029T..... 1	1	10	15307	Ball Valve, 1/4" NPT..... 2	2
3	30345	Manifold, Water Tank, Heated..... 1	1	11	28133	Fitting, 1/8" NPT X 1/4" Tube PTC..... 1	1
4	14218	Valve, Boiler Drain, 3/4" NPT..... 1	1	12	13042	Elbow, 1/4" NPT Male X 1/4" NPT Female 90°..... 1	1
5	30348	O-Ring, #327, EPDM..... 1	1				
6	30349	Hose BARB, 1/2" NPT X 5/8" Hose.... 2	2				

WHEN ORDERING PARTS, SPECIFY MODEL NUMBER, SERIAL NUMBER AND DESCRIPTION OF PARTS REQUIRED

	<h2>HEATED MANIFOLD</h2>	DATE: Released 03-2019	GROUP <h1>11</h1>
		MODEL: FD	
		PAGE: 11.11	



REF	PART NO.	DESCRIPTION	QTY	REF	PART NO.	DESCRIPTION	QTY
36523 Water Tank Plumbing Assembly HEATED							
(Used On FDB5000-P1 w/Wrap P1 Fender)							
1	30380	Switch, Rocker, (Air) Water Valve.....	1	9	11413	Clamp, Worm, 13/16" - 1.5"	2
2	30435	Hose, Heater, 5/8", GST-2, BLK.....	AR	10	36104	Brkt, Heated Manifold, FDB5000-P1...1	1
3	11411	Clamp, Hose, 9/16" - 1, 1/16"	2	11	30776	Hose, 1.0" X 27.0", 300 PSI	2.1
4	30775	BARB, Hose, 1.0" X 1.0" NPT 90° Zinc	2	12	*Not Used*		
5	29292	Fitting, 1/4" NPT X 1/4" Tube PTC	2	13	30773	Lock Nut, 7/16" Zinc	2
6	28142	Tube Air, 1/4", BLK	17	14	37196	Stud, Threaded, 7/16"-14 X 2.5", B7	2
7	28133	Fitting, 1/8" NPT X 1/4" Tube PTC	1	15	28433	Nut, 7/16" - 14, Zinc	2
8	36524	Assembly, Manifold, Water, Heated, FDB5000-P1 w/Wrap P1 Fender.....	1	16	19028	Washer, Lock, 7/16" Zinc	2
				17	19312	Washer, Lock, 3/8" Zinc	2

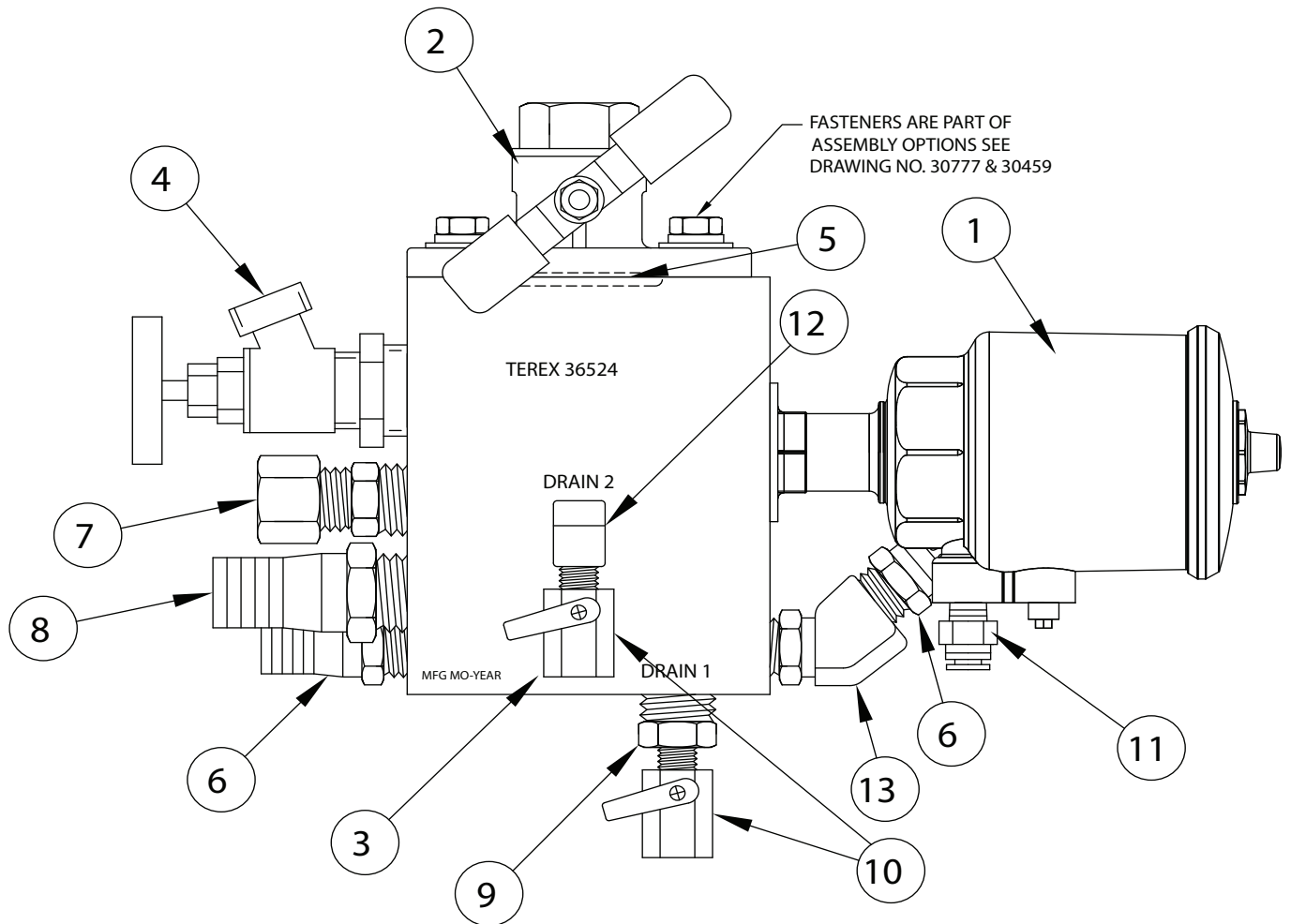
WHEN ORDERING PARTS, SPECIFY MODEL NUMBER, SERIAL NUMBER AND DESCRIPTION OF PARTS REQUIRED



**WATER TANK PLUMBING WITH
REMOTE MNT HEATED MANIFOLD**

DATE: Released 03-2019
MODEL: FD
PAGE: 11.12

**GROUP
11**



REF	PART NO.	DESCRIPTION	QTY	REF	PART NO.	DESCRIPTION	QTY
36524 Manifold Heated Water Valve ASSY <i>(Used On FDB5000-P1 w/Wrap P1 Fender)</i>							
1	30346	Valve, Water, AIP Pilot, 1.0"	1	7	11776	Adaptor, 3/4" NPT X 3/4" Tube	1
*	30464	KIT, SEAL, WATER VALVE, ASCO	1	8	11952	Hose BARB, 3/4" NPT X 1.0" Hose....	2
2	30347	Valve, Ball, Flange 1.0", 2029T	1	9	30379	Reducer, 3/4" NPT Male X 1/4" NPT Female	1
3	30345	Manifold, Water Tank, Heated	1	10	15307	Ball Valve, 1/4" NPT	2
4	14218	Valve, Boiler Drain, 3/4" NPT.....	1	11	28133	Fitting, 1/8" NPT X 1/4" Tube PTC	1
5	30348	O-Ring, #327, EPDM.....	1	12	13042	Elbow, 1/4" NPT Male X 1/4" NPT Female 90°	1
6	30349	Hose BARB, 1/2" NPT X 5/8" Hose....	2	13	13035	FTG, 45Deg ST-EL, 3/8" FPT x 3/8" NPT..	1

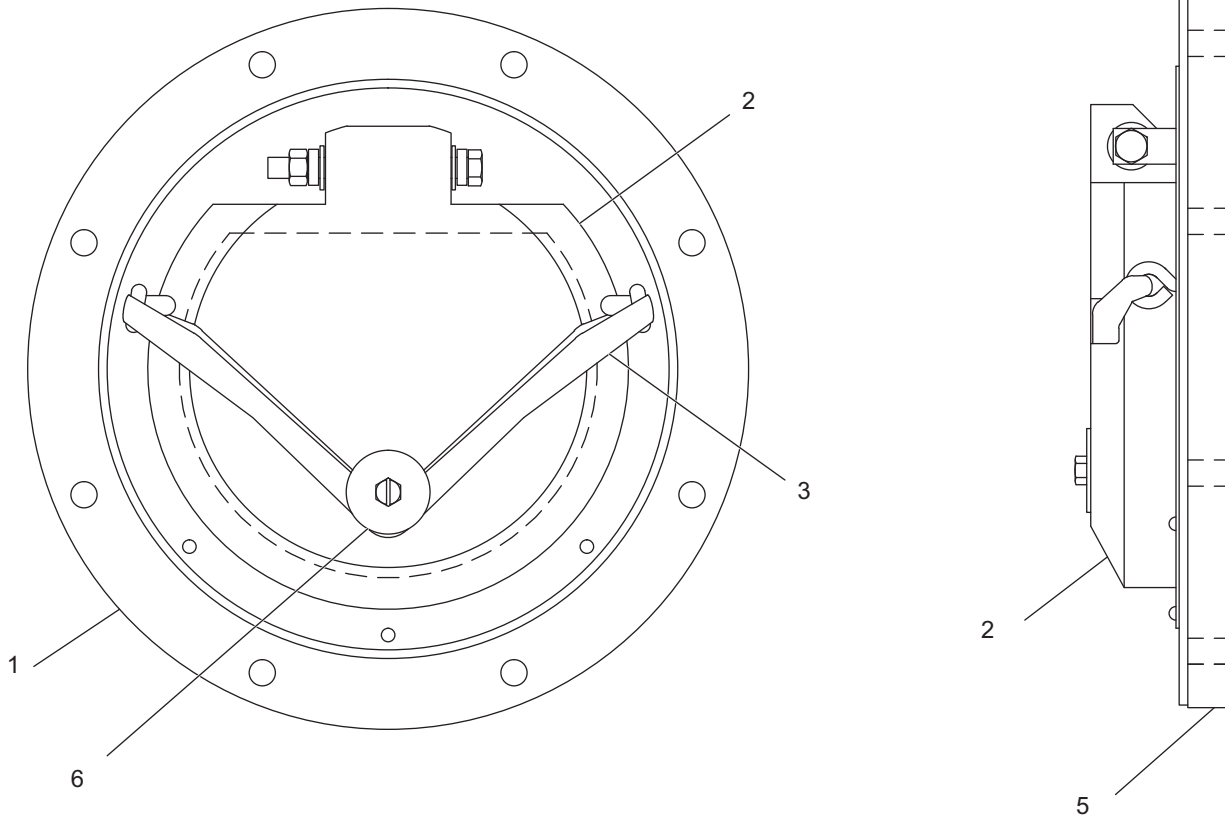
WHEN ORDERING PARTS, SPECIFY MODEL NUMBER, SERIAL NUMBER AND DESCRIPTION OF PARTS REQUIRED



**HEATED MANIFOLD
FDB5000-P1 w/WRAP FENDER**

DATE: Released 03-2019
MODEL: FD
PAGE: 11.13

**GROUP
11**



REF	PART NO.	DESCRIPTION	REF	PART NO.	DESCRIPTION
	42059	ASSY, 6-3/4" Poly Flapper Valve (This Valve Replaces Water Tank Flapper #27089)			
1	31522	Gasket, 6-3/4" Poly Flapper Valve	5	31548	Lid, 6-3/4" Poly Flapper Valve
2	31523	Puck, 6-3/4" Poly Flapper Valve	6	31549	Kit, Hardware, 6-3/4" Poly Flapper Valve
3	31524	Tube, 6-3/4" Poly Flapper Valve	7*	31546	Elbow, Barbed Tube, Poly Flapper Valve
4*	31547	Gasket, Inner, 6-3/4" Poly Flapper Valve			

*ITEMS 4 & 7 ARE NOT SHOWN IN THE ILLUSTRATION

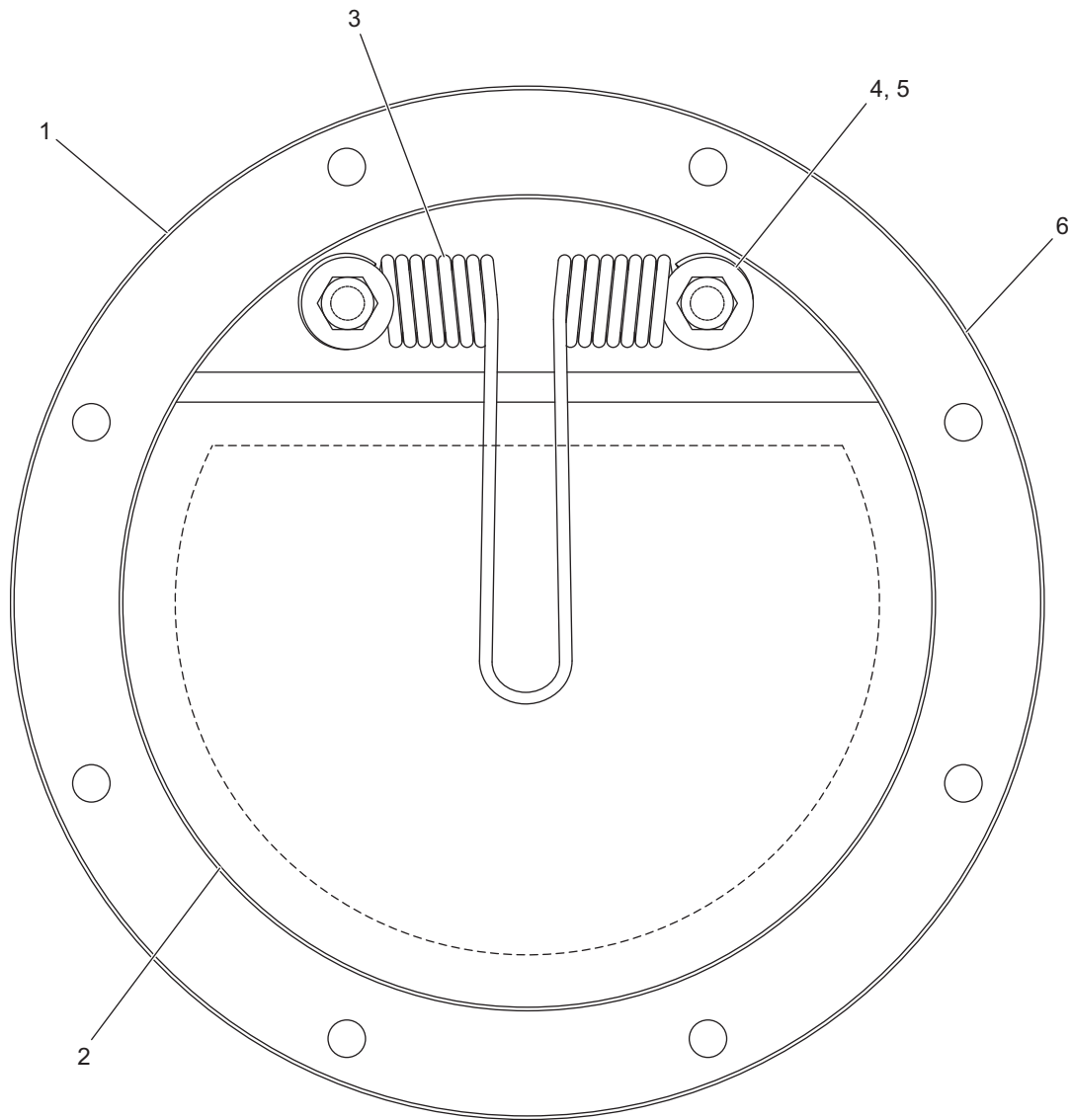
WHEN ORDERING PARTS, SPECIFY MODEL NUMBER, SERIAL NUMBER AND DESCRIPTION OF PARTS REQUIRED



POLY FLAPPER VALVE

DATE: Released 03-2019
 MODEL: FD
 PAGE: 11.14

**GROUP
 11**



REF	PART NO.	DESCRIPTION	QTY	REF	PART NO.	DESCRIPTION	QTY
35418 Assy, Water Tank Flap Valve w/Spring							
1	42300	Plate, Large Water Tank Fill	1	4	35419	Washer, Flat, 1/4" ID X 0.875OD X 1/8" SS	2
2	42301	Flap, Large Water Tank Fill	1	5	19029	Bolt, HHCS, 1/4-20 X 1" SS	2
3	42302	Spring, Large Water Tank Fill	1	6	42303	Gasket, Large Water Tank Fill.....	1

WHEN ORDERING PARTS, SPECIFY MODEL NUMBER, SERIAL NUMBER AND DESCRIPTION OF PARTS REQUIRED



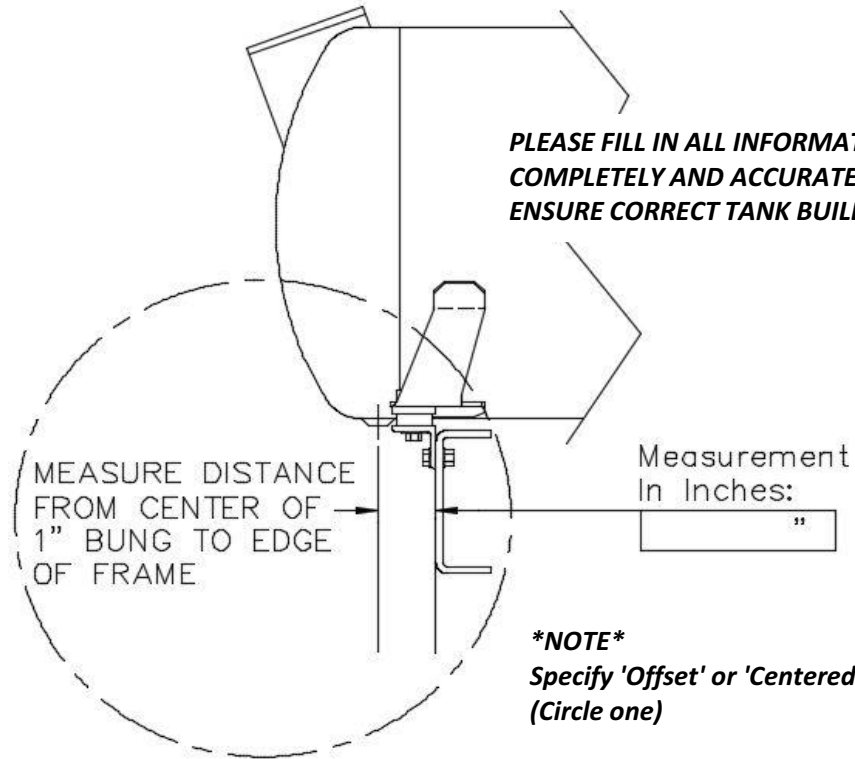
FLAP VALVE ASSY, W/SPRING

DATE: Released 03-2019
 MODEL: FD
 PAGE: 11.15

GROUP
11



AFTERMARKET WATER TANK SPECIFICATION SHEET



TRUCK #: _____

NUMBER OF AXLES: _____

NUMBER OF CHUTES IN CARRIER: _____

CHUTE CARRIER LOCATION: CBSD / RSDS
(circle one)

TANK FILL NECK:

ROADSIDE

CURBSIDE

DUAL FILL

SIGHT GAUGE BRACKET:

ROADSIDE

CURBSIDE

NEW UNDERSIDE PLUMBING ASSEMBLY:

YES

NO

TANK MOUNTING FEET TYPE:

NEW STYLE (OUTSIDE OF FRAME)

HEATED

STD

OLD STYLE (ON TOP OF FRAME)

TANK SIZE:

125 GAL.

150 GAL.

200 GAL.

250 GAL.

TANK HANDLES:

ONE HANDLE

TWO HANDLES

NO HANDLES

TANK HANDLE LOCATION 1:

ON TANK SIDE

ON TANK ENDCAP

CBSD / RSDS
(circle one)

TANK HANDLE LOCATION 2:

ON TANK SIDE

ON TANK ENDCAP

CBSD / RSDS

TANK MATERIAL:

STEEL

ALUMINUM

CUSTOMER NAME: _____

SHIP TO: _____

CITY: _____

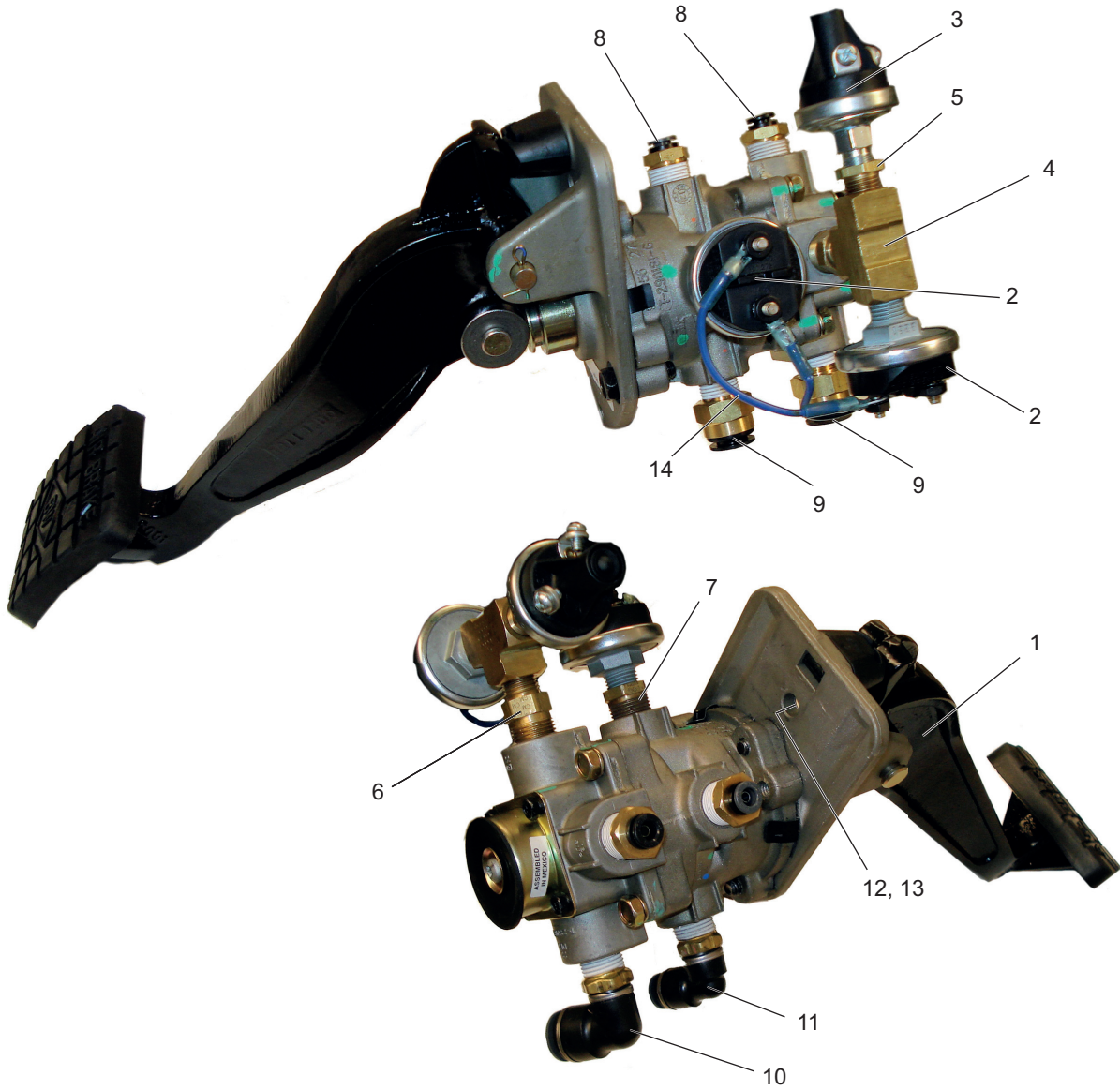
STATE: _____

ZIP: _____

CUSTOMER PO #: _____

TEREX ORDER #: _____

AIR SYSTEM



REF	PART NO.	DESCRIPTION	QTY	REF	PART NO.	DESCRIPTION	QTY
33474 Brake Treadle Valve ASSY, MY12							
1	33465	Valve, Treadle, Brake, Hanging, MY12.....	1	7	12983	Reducer, 3/8" NPT X 1/4" NPT	1
2	12994	Pressure Switch - N.O.....	2	8	33464	Fitting 3/8" NPT X 1/4" Tube PTC....	2
3	14249	Pressure Switch N.C.....	1	9	33289	Fitting 3/8" NPT X 1/2" Tube PTC....	2
4	13079	Tee Branch, - 1/4" NPTF X 1/4 X 1/4" Brass.....	1	10	28606	Elbow 3/8" NPT X 1/2" - 90° Tube PTC.....	1
5	12982	Bushing 1/4" NPT Male X 1/8" NPT Female	1	11	28689	Elbow 3/8" NPT X 3/8" - 90° Tube PTC.....	1
6	13024	Adaptor 3/8" NPT Male X 1/4" NPT Male	1	12	19128	HHCS 5/16"-18 X 3/4" GR.8 BLK....	2
				13	24984	Nut Serrated Flange 5/16"-18 Zinc ..	2
				14	24997	Wire, 14 GA. Blue	1



WHEN ORDERING PARTS, SPECIFY MODEL NUMBER, SERIAL NUMBER AND DESCRIPTION OF PARTS REQUIRED



BRAKE TREADLE VALVE

DATE: Released 03-2019
 MODEL: FD
 PAGE: 12.1

GROUP
12




USE 31282 VALVE
FOR "AUTO-UP"
FEATURE


REF	PART NO.	DESCRIPTION	QTY	REF	PART NO.	DESCRIPTION	QTY
* 33473 LACM Valve ASSY. MY12 (NON-AUTO UP)							
* 37200 LACM Valve ASSY. MY12 (AUTO UP)				5	33288	Fitting 3/8" NPT X 3/8" Tube PTC	2
				6	33297	Fitting 1/2" NPT X 3/8" Tube PTC	1
1	31281	LACM Valve	1	7	28133	Fitting 1/8" NPT X 1/4" Tube PTC	1
	31282	Valve, Air LACM, W/Solenoid.....	1	8	14439	Bracket, QR	1
2	28609	Fitting, 1/4" NPT X 1/2" - 90' Tube PTC	2		31306	Bracket, LACM, QR, R8 Valves	1
3	28137	Fitting 1/4" NPT X 3/8" Tube PTC	2	9	15057	HHCS, 5/16-18 X 1.25, GR8, ZN	2
4	33290	Fitting 1/2" NPT X 1/2" Tube PTC	2	10	19348	Nut, 5/6-18	2
				11	19068	Washer, Flat, 5/16.....	2

WHEN ORDERING PARTS, SPECIFY MODEL NUMBER, SERIAL NUMBER AND DESCRIPTION OF PARTS REQUIRED

	<h2>LACM VALVE ASSY</h2>	DATE: Released 03-2019	GROUP <h1>12</h1>
		MODEL: FD	
		PAGE: 12.2	




BRAKE CHAMBER
ON TAG AND OR
PUSHER AXLE




REF	PART NO.	DESCRIPTION	QTY	REF	PART NO.	DESCRIPTION	QTY
33472 Brake R8 Relay Valve ASSY. MY12							
1	16802	Valve, Air, Relay, R8	0-4	5	12923	3/8 NPT Plug.....	2
2	14439	Bracket, QR Valve	1	6	12924	1/2 NPT Plug.....	1
3	30448	Fitting 1/2" NPT X 3/4" Tube PTC....	1	7	33403	Hose Air, 1/2" (271-8).....	21.5
4	33298	Tee, Branch 3/8" NPT X 3/8" X 3/8"	1	8	33402	FTG, Spring Guard, 1/2" Hose X 3/8" NP	4
	33288	Fitting 3/8" NPT X 3/8" Tube PTC	1	9	15057	HHCS, 5/16-18 X 1.25, GR8, ZN.....	2
				10	19348	Nut, 5/6-18	2

WHEN ORDERING PARTS, SPECIFY MODEL NUMBER, SERIAL NUMBER AND DESCRIPTION OF PARTS REQUIRED

	<h2>BRAKE R8 RELAY VALVE</h2>	DATE: Released 03-2019	GROUP <h1>12</h1>
		MODEL: FD	
		PAGE: 12.3	



REAR TANDEM
BRAKE
CHAMBER



REF	PART NO.	DESCRIPTION	QTY	REF	PART NO.	DESCRIPTION	QTY
	33470	ABS Valve Rear ASSY. MY12					
1	33499	Valve, Air, ABS, Rear Modulator, MY12.....	1	7	19348	Nut, Lock, 5/16-18	4
2	30448	Fitting 1/2" NPT X 3/4" Tube PTC....	1	8	19068	Washer, Flat, 5/16	4
3	28606	Elbow 3/8" NPT X 1/2" - 90° Tube PTC	1	9	33403	Hose Air, 1/2" (271-8)	18
4	28137	Fitting 1/4" NPT X 3/8" Tube PTC....	1	10	33402	FTG, Spring Guard, 1/2" Hose X 3/8" NPT	4
5	20682	Bracket, ABS, Mount, W/Bend	1	11	33401	FTG, Spring Guard, 1/2" Hose X 1/2" NPT	4
6	19236	Bolt, HHCS, 5/16"-18 X 3", PF, GR8	4				

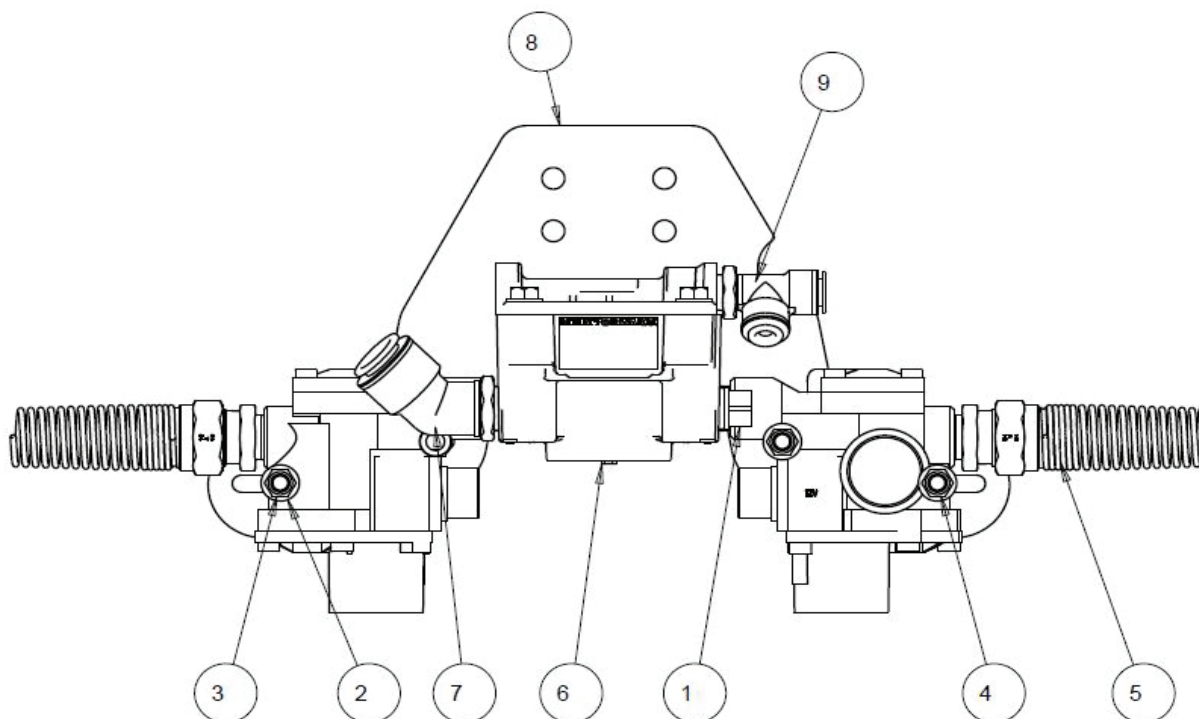
WHEN ORDERING PARTS, SPECIFY MODEL NUMBER, SERIAL NUMBER AND DESCRIPTION OF PARTS REQUIRED



ABS VALVE, REAR

DATE: Released 03-2019
MODEL: FD
PAGE: 12.4

GROUP
12



**BRAKE CHAMBER
ON FRONT AXLE**



<u>REF</u>	<u>PART NO.</u>	<u>DESCRIPTION</u>	<u>QTY</u>	<u>REF</u>	<u>PART NO.</u>	<u>DESCRIPTION</u>	<u>QTY</u>
	34171	ASSY,VALVE,ABS,FRONT,RELAY					
1	12924	FTG,M-NPT,SQ HEAD PLUG,1/2" ..	1	7	34146	FTG, ELB, 45DEG, 1/2" NPT x 3/4" TUBE, PTC	1
2	19068	Washer, Flat, 5/16	6	8	34170	BRACKET,ABS VALVE,MY13.....	1
3	19236	Bolt, HHCS, 5/16"-18 X 3", PF, GR8	3	9	34443	SPECIAL MALE RUN TEE, 1/2" PTC X 3/8" PTC X 3/8 NPT	1
4	19348	Nut, Lock, 5/16-18.....	3	10	33403	Hose Air, 1/2" (271-8).....	11
5	33401	FTG, Spring Guard, 1/2" Hose X 1/2" NPT.....	2	11	33402	FTG, Spring Guard, 1/2" Hose X 3/8" NPT	2
6	34118	VALVE,ABS,FRONT,RELAY	1				



WHEN ORDERING PARTS, SPECIFY MODEL NUMBER, SERIAL NUMBER AND DESCRIPTION OF PARTS REQUIRED



ABS VALVE, FRONT, RELAY

DATE: Released 03-2019
 MODEL: FD
 PAGE: 12.5

**GROUP
12**



REF	PART NO.	DESCRIPTION	QTY	REF	PART NO.	DESCRIPTION	QTY
	33469	IR-2 Inversion Valve ASSY		5	28927	FTG, PTC, Reducer, 3/8" M X 1/4" F Tube.....	1
	34846	IR-2 Inversion Valve ASSY (Norde)		6	15730	Hose Air, 3/8" (271-6).....	18.5
1	32966	IR-2 Inversion Relay Valve.....	1	7	17655	FTG, Spring Guard 1/2" NPT X 3/8" Hose.....	4
2	32043	Nut, M8-1.25.....	2	8	17657	FTG, Spring Guard 3/8" NPT X 3/8" Hose.....	4
3	19068	Washer, Flat, M8.....	2	9	16788	VALVE,AIR,CHECK,1/2" NPT.....	1
4*	14439	QR BRACKET, NEWAY.....					
	34716	QR BRACKET, TALL (NORDE)....	1				

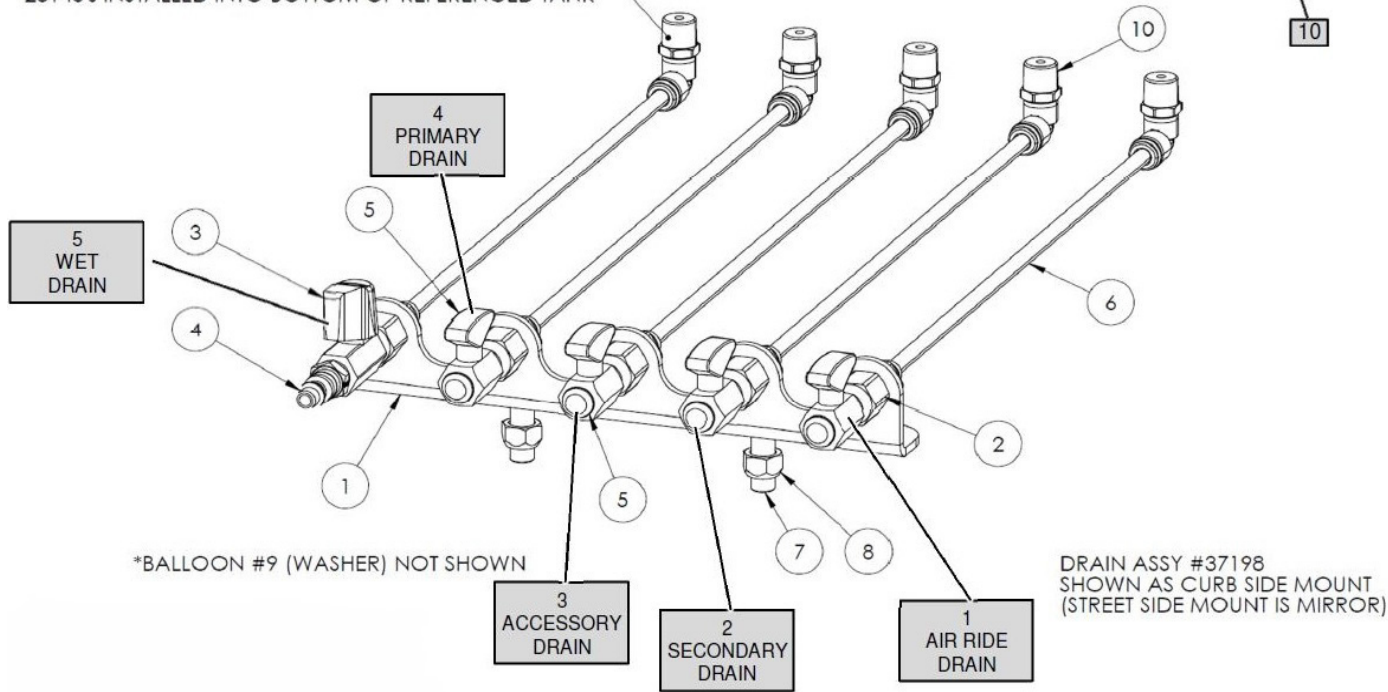
WHEN ORDERING PARTS, SPECIFY MODEL NUMBER, SERIAL NUMBER AND DESCRIPTION OF PARTS REQUIRED

	<h2>IR-2 INVERSION VALVE</h2>	DATE: Released 03-2019	GROUP 12
		MODEL: FD	
		PAGE: 12.6	

AIR TANK DRAIN ASSY. #37198
 SHOWN AS CURB SIDE MOUNT ORDER
 STREET SIDE MOUNT ORDER IS MIRRORRED



28143's INSTALLED INTO BOTTOM OF REFERENCED TANK



REF	PART NO.	DESCRIPTION	QTY	REF	PART NO.	DESCRIPTION	QTY
37198 DRAIN ASSY,AIR TNK,QUICK COUPLER OPTION							
*(Supersedes PN 33812 - AIR TANK DRAIN ASSY,MY12)							
1	33813	Bracket, Remote Air Drain, MY12....	1	5	33814	Air, Drain Cock Valve, Dot.....	4
2	33815	FTG, BLKHD, 1/4" NPT Female X 1/4" Tube, PTC	5	6	15347	Tubing, Air, 1/4	20FT
3	15307	VALVE, AIR, BALL, 1/4" NPT.....	1	7	19107	Bolt,HHCS,3/8" X 1-1/4",PF,GR8	2
4	37197	QUICK COUPLER, AIR, 1/4" NPT...	1	8	19353	Nut, Lock, 3/8-16 GR 8, ZP.....	2
				9	19045	Washer, Flat, 3/8, ZP	2
				10	28143	FTG,EL,P-CONN,1/4" NPT X 1/4	5



WHEN ORDERING PARTS, SPECIFY MODEL NUMBER, SERIAL NUMBER AND DESCRIPTION OF PARTS REQUIRED



2018 AIR TANK DRAIN ASSY

DATE: Released 03-2019
 MODEL: FD
 PAGE: 12.7

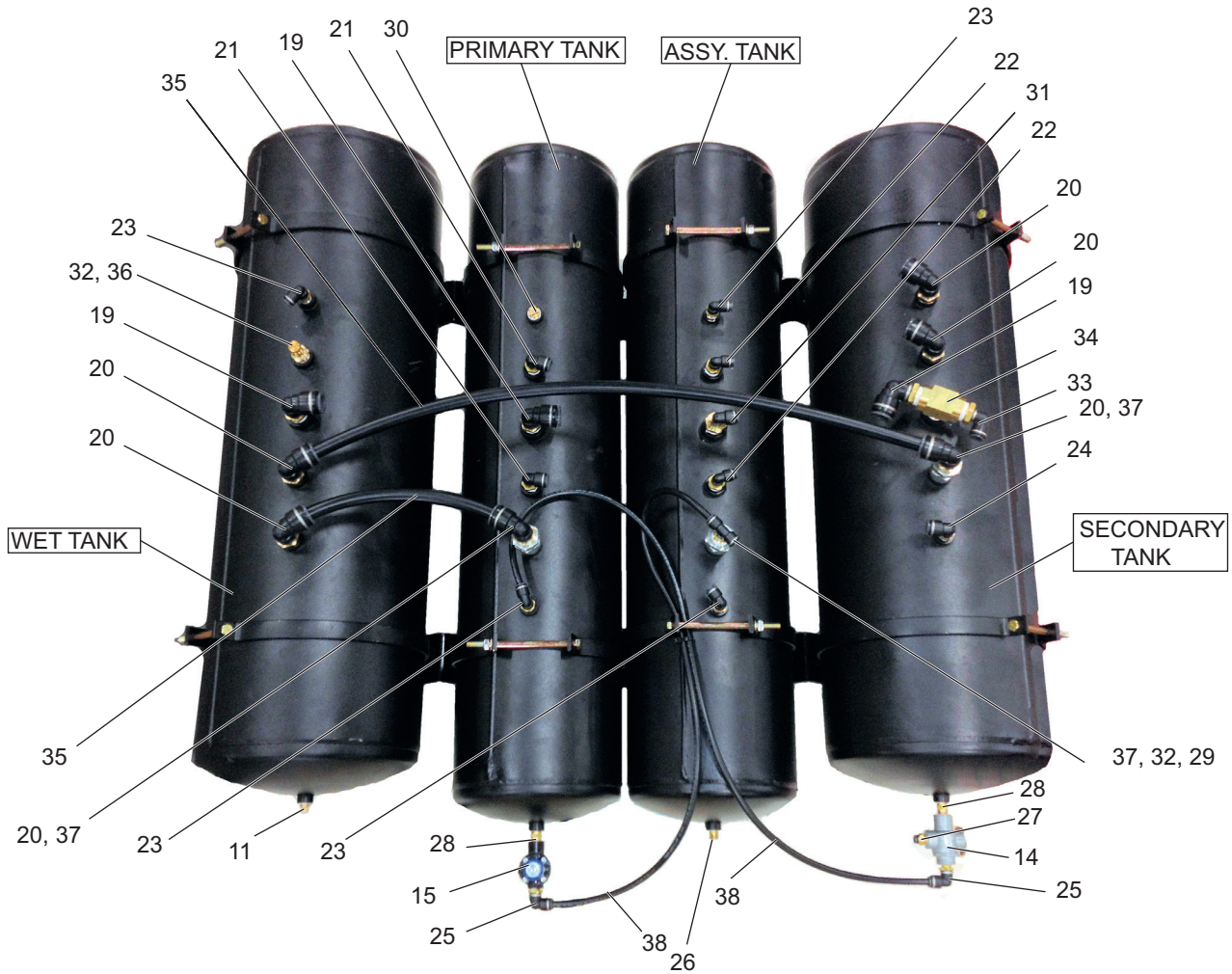
GROUP
12



REF	PART NO.	DESCRIPTION	QTY	REF	PART NO.	DESCRIPTION	QTY
33280 Air Tank Assembly, MY12							
1	32962 (37234)	Tank, Air, 12 X 40, 4282 CI	2	10	19045	Washer, Flat, 3/8, ZP	24
2	32963 (37233)	Tank, Air, 9.5 X 40, 2731 CI	2	11	12922	1/4 NPT Plug.....	7
3	32971	Bracket, Frame, Air Tank, MY12	2	12	28143	Elbow 1/4" NPT X 1/4" - 90° Tube PTC	4-5
4	33266	Bracket, 9.5", Air Tank, MY12	8	13	37198	Drain Assy,Air Tank,Quick Coupler ..	1
5	33620	HHCS, 3/8-16 X 6.5" Gr 8, ZP	4	*	33812	Air Drain ASSY, MY12	1
6	33267	Bracket, 12.0", Air Tank, MY12	8	14	16800	Check Valve, Double, Air	2
7	33621	HHCS, 3/8-16 X 4.5" GR 8, ZP	4	15	14658	Valve, Air, Pres. Protection, (80 PSI).....	1
8	19107	HHCS, 3/8-16 X 1.25" GR 8, ZP	16	16	19116	HHSC, 1/2-13 X 2.0", GR 8, ZP.....	4
9	19353	Nut, Lock, 3/8-16 GR 8, ZP	24	17	19354	Nut, Lock, 1/2-13 GR 8, ZP.....	4
				18	33861	Washer, Flat, 1/2, ZP	8

WHEN ORDERING PARTS, SPECIFY MODEL NUMBER, SERIAL NUMBER AND DESCRIPTION OF PARTS REQUIRED

	<h2 style="margin: 0;">AIR TANK ASSEMBLY</h2>	DATE: Released 03-2019	GROUP 12
		MODEL: FD	
		PAGE: 12.8	



REF	PART NO.	DESCRIPTION	QTY	REF	PART NO.	DESCRIPTION	QTY
33280 Air Tank Assembly, MY12 (Contd.)							
19	33287	FTG, 3/4 NPT X 3/4 Tube, 90° PTC ...3		31	33652	Elbow 3/4" NPT X 1/2"-90' Tube PTC.....	1
20	30446	FTG, 1/2 NPT X 3/4 Tube, 90° PTC ...6		32	12980	1/2 NPT X 1/4 NPT Reducer.....	2
21	23688	FTG, 1/2 NPT X 1/2 Tube, 90° PTC ...2		33	33652	Elbow 3/4" NPT X 1/2" - 90' Tube PTC.....	1
22	33283	FTG, 1/2 NPT X 3/8 Tube, 90° PTC ...2		34	34466	Tee, 3/4" Brass.....	1
23	23689	FTG, 3/8 NPT X 3/8 Tube, 90° PTC ...4		35	15350	Tube, Air, 3/4".....	5FT
24	28606	FTG, 3/8 NPT X 1/2 Tube, 90° PTC ...1		36	16786	Pop Off (150 PSI).....	1
25	28091	FTG, 1/4 NPT X 3/8 Tube, 90° PTC ...2		37	16788	Check Valve, Air, 1/2" NPT.....	3
26	28143	FTG, 1/4 NPT X 1/4 Tube, 90° PTC ...1		38	15348	Tube, Air, 3/8.....	10FT
27	29292	FTG, 1/4 NPT X 1/4 Tube, ST. PTC....1					
28	13026	FTG, 1/4 NPT X 1/4 NPT.....	2				
29	33291	Tee, 1/4 NPT X 3/8 Tube X 1/4 Tube. .1					
30	12923	3/8 NPT Plug.....	1				


WHEN ORDERING PARTS, SPECIFY MODEL NUMBER, SERIAL NUMBER AND DESCRIPTION OF PARTS REQUIRED



AIR TANK ASSEMBLY

DATE: Released 03-2019
 MODEL: FD
 PAGE: 12.9

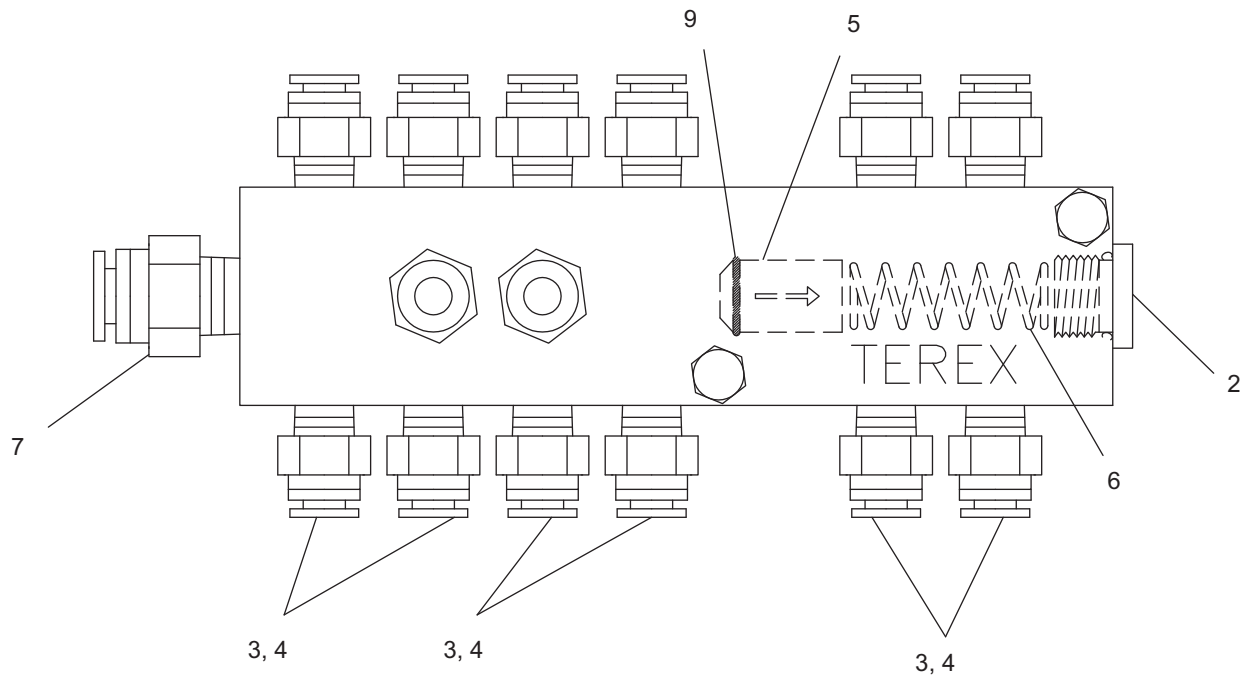
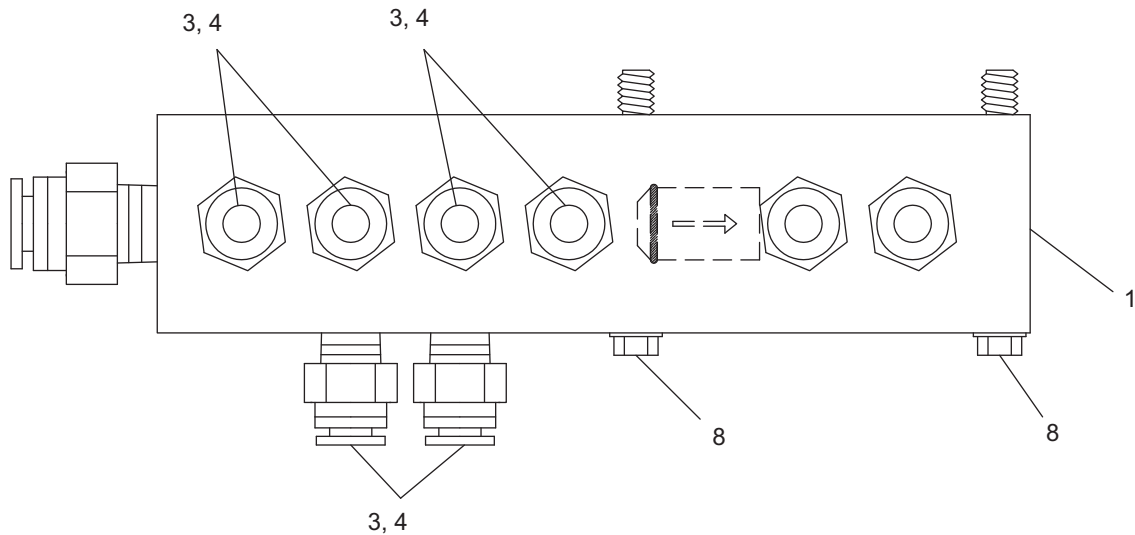
GROUP
12



REF	PART NO.	DESCRIPTION	QTY	REF	PART NO.	DESCRIPTION	QTY
31354 TAG Down Empty Option							
1	30028	Valve, Inversion	1	9	28143	Elbow 1/4" NPT X 1/4" - 90' Tube PTC	1
2	35916	Regulator, Air, Pre-Set,22.5 PSI	1	10	28134	Plug, 1/8" NPT, VIBRA Seal.....	1
3	28684	Switch, Air, Tag Down Empty	1	11	30141	Spacer, Nylon, 1/2"OD X 1/4"ID X 3/8"	2
4	11490 (32816)	Gauge, Air, 0-150 PSI	1	12	30044	Screw, WETGD, 14 X 2.0"	2
5	15347	Tubing, Air, 1/4"	6	13	15113	Pipe Nipple, 1/8" NPT, Close	1
6	16800	Check, Double	1	14	30963	Pipe Nipple, 1/8" NPT X 1.5" Brass .	1
7	28133	Fitting 1/8" NPT X 1/4" Tube PTC....	3	15	12982	Reducer, 1/4" NPT X 1/8" NPT	1
8	29292	Fitting 1/4" NPT X 1/4" Tube PTC....	2	16	28110	Fitting, 1/8-27 NPT Female X 1/4" Tube PTC	1

WHEN ORDERING PARTS, SPECIFY MODEL NUMBER, SERIAL NUMBER AND DESCRIPTION OF PARTS REQUIRED

	<h2>TAG DOWN EMPTY OPTION</h2>	DATE: Released 03-2019	GROUP 12
		MODEL: FD	
		PAGE: 12.10	



REF	PART NO.	DESCRIPTION	QTY	REF	PART NO.	DESCRIPTION	QTY
28025 Manifold ASSY, Air Distribution							
1	28006	Manifold Air Distribution	1	6	28136	Spring	1
2	28132	Plug #6 SAE O-Ring Boss	1	7	28137	Fitting 1/4" NPTF X 3/8" Tube Push To CONN	1
3	28133	Fitting 1/8" NPTF X 1/4" Tube Push To CONN	4-14	8	24425	Screw Self Tap WETGD 14 X 2.5" BLK.	2
4	28134	Plug 1/8" NPTF VIBRA Seal	0-10	9	28171	O-Ring BUNA 70 DUR.	1
5	28135	Check Valve	1				

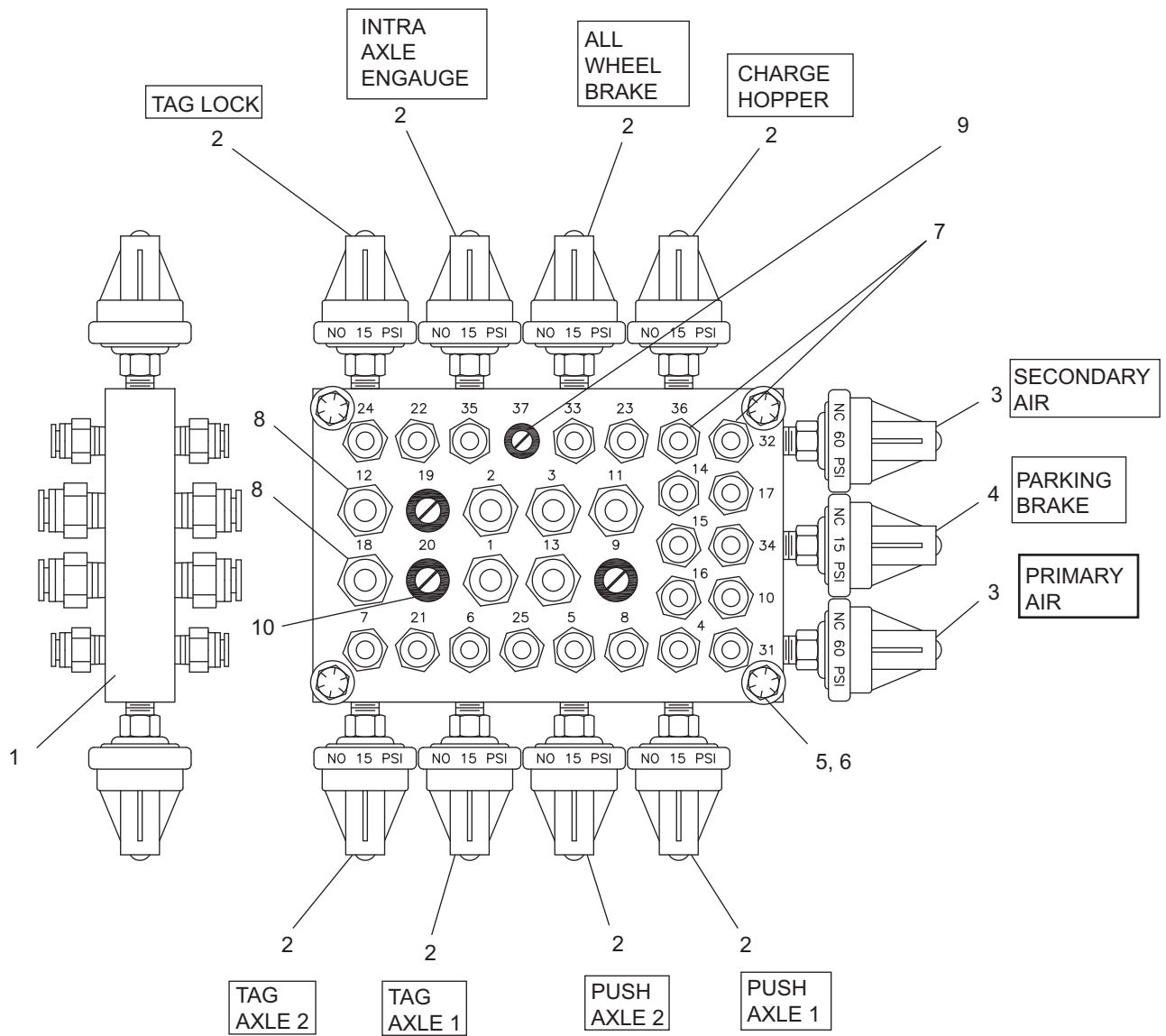
WHEN ORDERING PARTS, SPECIFY MODEL NUMBER, SERIAL NUMBER AND DESCRIPTION OF PARTS REQUIRED



AIR DISTRIBUTION MANIFOLD

DATE: Released 03-2019
 MODEL: FD
 PAGE: 12.11

GROUP
12



REF	PART NO.	DESCRIPTION	QTY	REF	PART NO.	DESCRIPTION	QTY
	29091	Manifold ASSY, Air Switch / Bulkhead, 32 Port		6	19061	HHS 1/4-20 X 3/4" GR.8 SS	4
				7	28133	Fitting 1/8" NPTF X 1/4" Tube Push To CONN	14-44
1	28978	Manifold Air Switch / Bulkhead	1	8	28137	Fitting 1/4" NPTF X 3/8" Tube Push To CONN	2-14
2	14242	Pressure Switch N.O. 15 PSI	1-9	9	29089	Plug, Plastic, 1/8" NPT	0-14
3	14277	Pressure Switch N.C. 60 PSI.....	2	10	29090	Plug, Plastic, 1/4" NPT.....	0-9
4	14243	Pressure Switch N.C. 15 PSI.....	1				
5	19053	Washer Flat 1/4" Zinc	4				

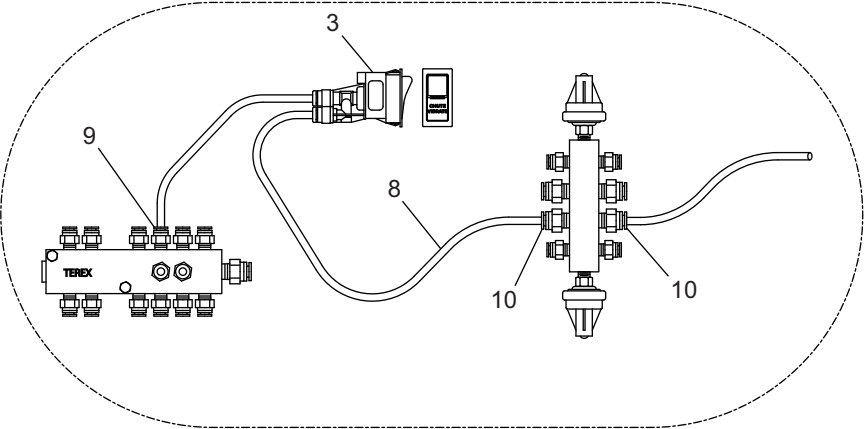
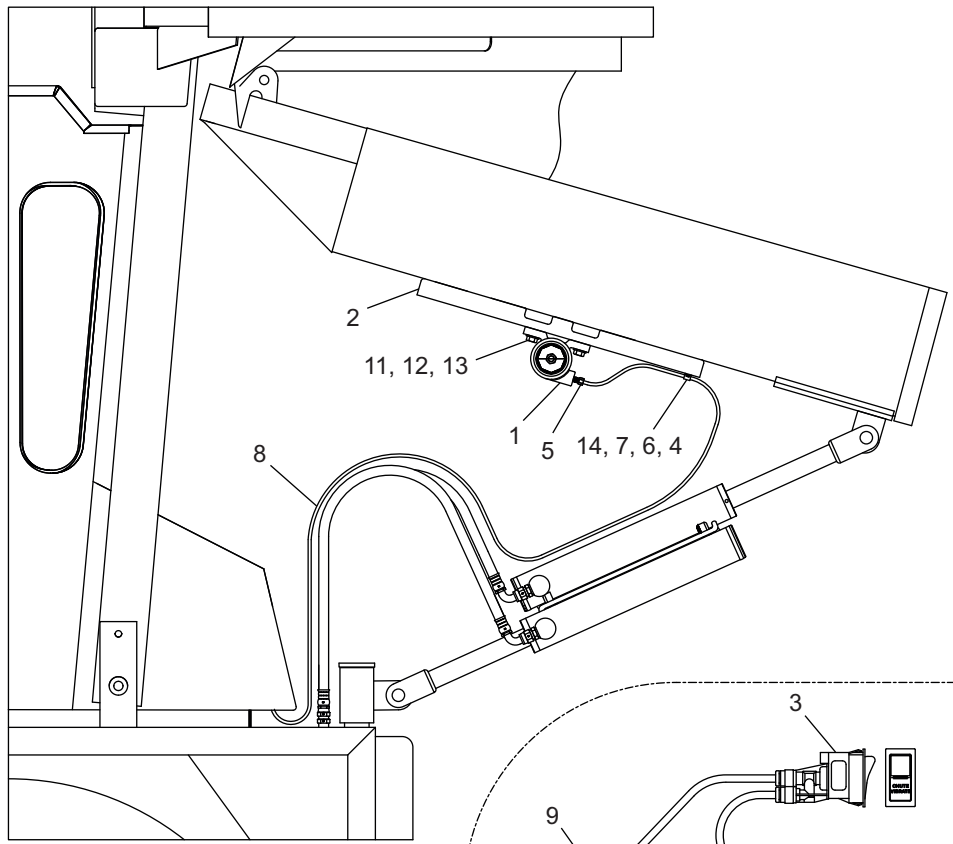
WHEN ORDERING PARTS, SPECIFY MODEL NUMBER, SERIAL NUMBER AND DESCRIPTION OF PARTS REQUIRED



AIR SWITCH/32 PORT, MANIFOLD

DATE: Released 03-2019
 MODEL: FD
 PAGE: 12.12

GROUP
12



CONNECTIONS DETAIL INSIDE CAB

REF	PART NO.	DESCRIPTION	QTY	REF	PART NO.	DESCRIPTION	QTY
	31360	Assembly, Vibrator, Chute					
1	31355	Vibrator, Turbine, 500 LBS, 10.5 CFM.....	1	8	15347	Tube Air, 1/4", BLK.....	15
2	31359	Bracket, Vibrator.....	1	9	28133	Fitting 1/8" NPT X 1/4" Tube PTC....	1
3	28080	Switch, Rocker, (Air) Vibrator.....	1	10	29292	Fitting 1/4" NPT X 1/4" Tube PTC....	2
4	18772	Clamp, 1/4" RCB.....	1	11	19113	HHCS, 1/2-13 X 1.5", GR 8.....	2
5	11778	Fitting, 1/4" NPT X 1/4" Tube.....	1	12	19354	Nut, Lock, 1/2-13.....	2
6	19127	HHCS, 1/4-20 X 1.0".....	1	13	19093	Washer, Flat, 1/2".....	2
7	19352	Nut, Lock, 1/4-20.....	1	14	19053	Washer, Flat, 1/4".....	1
				15*	22505	Tie Wrap, Cable Tie, 1/4" X 1/4".....	5

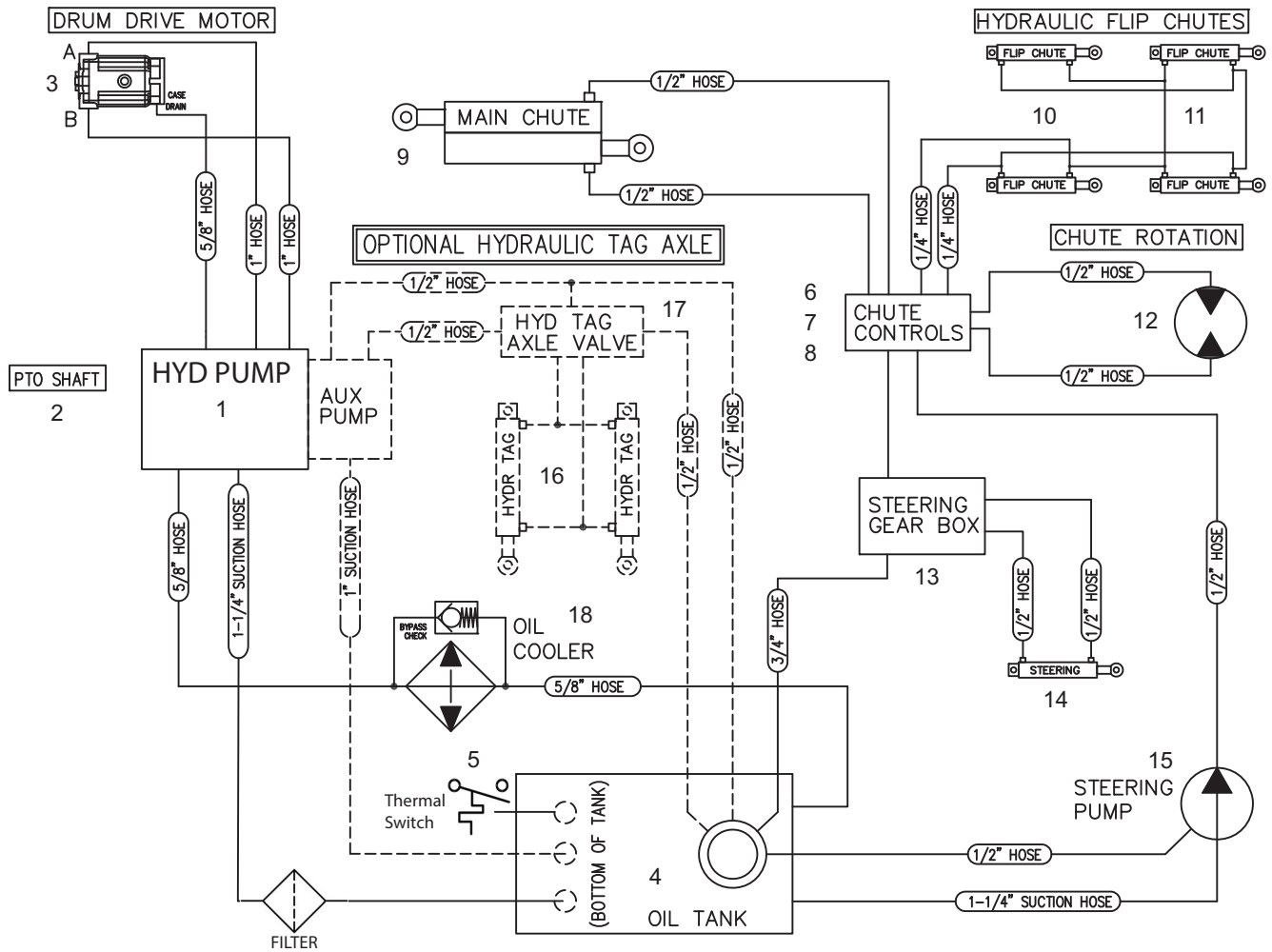
*ITEM 15 IS NOT SHOWN IN THE ILLUSTRATION

WHEN ORDERING PARTS, SPECIFY MODEL NUMBER, SERIAL NUMBER AND DESCRIPTION OF PARTS REQUIRED

	<h2>CHUTE VIBRATOR</h2>	DATE: Released 03-2019	GROUP 12
		MODEL: FD	
		PAGE: 12.13	

This page intentionally left blank

HYDRAULIC SYSTEMS



REF	PART NO.	DESCRIPTION	REF	PART NO.	DESCRIPTION
1*	35987	PUMP,HSTAT,LH,5.5,1.5"RE (PMP)	6*	24327	ASSY, Control Manifold, Elec/Hyd,3-Spool
	35988	PUMP,HSTAT,LH,5.5,1.5"RE, AUX (PMP)		31210	ASSY, Control Manifold, Elec/Hyd,2-Spool
2*	30201	Drive Shaft, PTO, 1410, CUMMINS	7	33437	Shield, ELEC/HYD, MY12
	32312	Drive Shaft, PTO, 1410, MTU	8	33421	Bracket, ELECT/HYD, MY12
3	35989	MOTOR, 4.4 CID, NR (PMP)	9	12660	Cylinder, HYD Chute, Piggyback
4	36563	RESERVOIR, HYD 17 GAL. W/O-RING	10	34985	CYL,1.75" Bore, Hyd Chute, (O-Ring)
5*	37164	SWITCH, TEMP, 140F, S3TAF-8M10-140R-A-FLWF, MTU (Also requires PN 37197 jumper harness)	11	34979	CYL,1.5" Bore, Hyd Chute, (O-Ring)
	37165	SWITCH, TEMP, 140F, S3TAF-8M10-140R-B-FLWM, CUMMINS	12	33405	Motor, HYD Chute Swing, Eaton, 5.9 CI
			13	17479	Gear, Steering, TAS
			14	33709	ASSY, CYL, Steering, W/Sockets
			15	32231	Pump, STRG, 1.51CI, CCW, 7.5GPM, RLF, 11T
			16	28151	Cylinder, Lift, TAG, ADV-5190
			17	32868	ASSY, Valve HYD TAG
			18*	33411	Hyd Oil Cooler For Radiator 30290

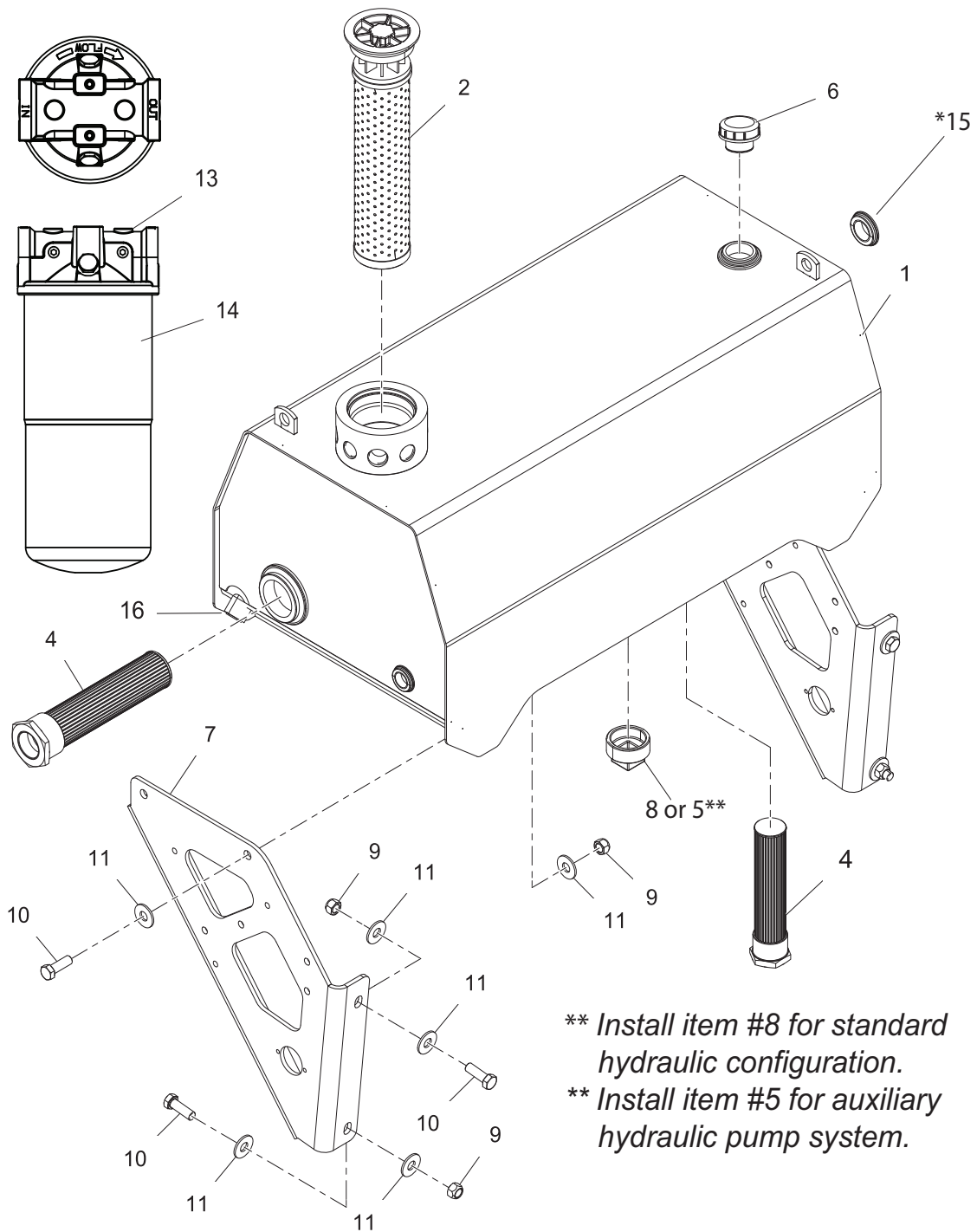
WHEN ORDERING PARTS, SPECIFY MODEL NUMBER, SERIAL NUMBER AND DESCRIPTION OF PARTS REQUIRED



2018 HYDRAULIC SYSTEM

DATE: Released 03-2019
 MODEL: FD
 PAGE: 13.1

GROUP
13



**** Install item #8 for standard hydraulic configuration.**
**** Install item #5 for auxiliary hydraulic pump system.**

REF	PART NO.	DESCRIPTION	QTY	REF	PART NO.	DESCRIPTION	QTY
1	36563	Reservoir, Hyd, 17 Gal. W/O-Ring	1	9	19354	Nut, Lock, 1/2"-13	8
2	29428	Filter, 10 MIC, 25 PSI	1	10	29604	HHCS, 1/2"-13 X 1.5 GR.8	4
3*	29429	Switch, Pressure, No, 21 PSI	1	11	29605	Washer, Flat, 1/2"	8
4	36711	Strainer,-32SAEx-20SAE,100Mesh	2	12*	36053	WDMT,Hyd Filter Mntg Bracket	1
5	36712	Strainer,-24SAEx-16SAE,100Mesh	1	13	36054	FILTER HEAD,5PSI BYPASS	1
6	36717	Breather,10-MIC,5 PSI,-20 SAE	1	14	36055	FILTER ELEMENT, 10 µm 10.7"	1
7	29482	Bracket, HYD Tank, Mount	2	15	35519	Sight Glass, Hyd Fluid Reservoir	2
8	36713	Plug,Pipe-24 SAE	1	16	30277	PLUG, DRAIN	2
*	29436	PLUG,BOSS,O-RING,#10 SAE	1				

* ITEMS 3 AND 12 NOT SHOWN IN THE ILLUSTRATION

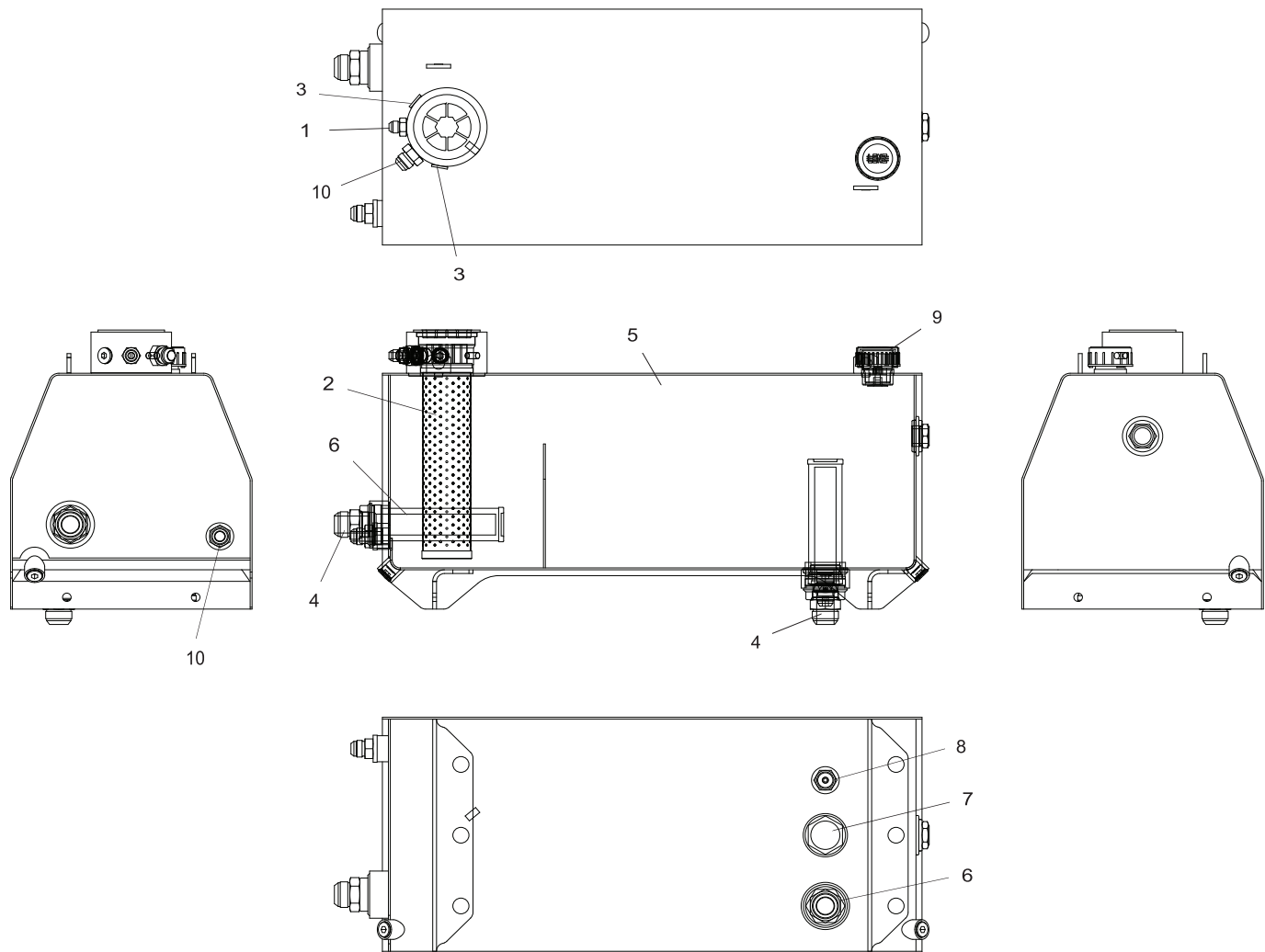
WHEN ORDERING PARTS, SPECIFY MODEL NUMBER, SERIAL NUMBER AND DESCRIPTION OF PARTS REQUIRED



2018 HYDRAULIC RESERVOIR

DATE: Released 03-2019
 MODEL: FD
 PAGE: 13.2

GROUP
13



REF	PART NO.	DESCRIPTION	QTY	REF	PART NO.	DESCRIPTION	QTY
1	12169	FTG,STREET, O-RNG,JIC, 1/2" TODX5/8"	1	6	36711	Strainer,-32 SAE X -20 SAE, 100 Mesh SAE-12 O-Ring Boss X -8..2	1
2	29428	FILTER,10-MIC,25PSI BYPASS	1	7	36713	PLUG, PIPE - 24 SAE	1
3	29438	PLUG,BOSS,O-RING,#10 SAE	2	8	36714	VALVE,CHECK,BYPASS, -12 SAE X -12 JIC, 25 PSI CRACK.....	1
4	32663	FTG,ADAP,20 O-RING X 20 JIC	2	9	36717	BREATHER,10-MIC,5 PSI,-20 SAE....	1
5	36563	Reservoir, Hyd 17 Gal. W/O-Ring	1	10	41361	CON,STR,O-RINGx37FLARE, 2027-12-12	2

*


WHEN ORDERING PARTS, SPECIFY MODEL NUMBER, SERIAL NUMBER AND DESCRIPTION OF PARTS REQUIRED



**COMMANDER HYDRAULIC
RESERVOIR FITTINGS**

DATE: Released 03-2019
MODEL: FD
PAGE: 13.3

**GROUP
13**



REF	PART NO.	DESCRIPTION	QTY	REF	PART NO.	DESCRIPTION	QTY
24327 / 31210 Manifold ASSY, ELECT/HYD							
1	27050	Manifold.....	1	13	27062	Plug 1/8" SAE O-Ring #2.....	6
2	27051†	Check Valve Load Sense	6	14	27063	SAE-12 O-Ring Boss X -8	
	31212‡	Plug, Cavity, 2 Way, 02.....	2	15*	33437	Shield, ELECT/HYD, MY12	1
3	27052	Valve 4-Way Proportional.....	2	16	27065	SAE-8 O-Ring Boss X -8	
4	27053†	Valve 4-Way On/Off.....	1	17	27066†	Male JIC 90'	3
	31211‡	Plug, Cavity, 4 Way, 08.....	1			SAE-6 O-Ring Boss X -4	
5	28828	Valve Logic Element 190#.....	1			Male JIC 90'	2
6	27055	Valve Counter Balance.....	1		28132‡	Plug, #6 O-Ring Boss	2
7	27056	Valve Solenoid N.O. Poppet.....	1	18	27067	SAE-8 O-Ring Boss X -8	
8	27057	Valve Relief (Or Cavity Plug).....	1			Male JIC 90' Tall.....	1
9	27058	1/16" Orifice Plug (.043)	1	19	27068	SHCS 3/8"-16 X 3/4 Zinc	4
10	27059	Valve PO Check 8 Size	1	20	33421	Bracket ELECT/HYD	
11	27060	1/16" Orifice Plug (0.030).....	1			Manifold Mount	1
12*	27061	Plug 1/4" SAE O-Ring #4	5	21*	32198	Relay, Elec/Hyd System Off Delay.....	1

* ITEMS 12 & 15 ARE NOT SHOWN IN THE ILLUSTRATION

† ITEMS ARE APPLICABLE FOR 3 SPOOLS ASSEMBLY 24327

‡ ITEMS ARE APPLICABLE FOR 2 SPOOLS ASSEMBLY 31210

WHEN ORDERING PARTS, SPECIFY MODEL NUMBER, SERIAL NUMBER AND DESCRIPTION OF PARTS REQUIRED



HYDRAULIC MANIFOLD


DATE: Released 03-2019

MODEL: FD

PAGE: 13.4

GROUP

13



*12V^{+ve} must be connected to red wire.

REF	PART NO.	DESCRIPTION	QTY	REF	PART NO.	DESCRIPTION	QTY
	32868	Valve ASSY, HYD Tag, MY11					
1	32784	Valve, MS, PB, 12V SOL. Diode, Bucher, MY11.....	1	4	29203	Tee, -08 O-Ring X -08 JIC Male X -08 JIC Male.....	1
2	32877	Switch, Pressure, NC, HYD, 1850 PSI.....	1	5	29204	Tee, -08 JIC Female X -08 JIC Male X -08 JIC Male.....	2
3	32878	Adaptor, Reducer, -08 O-Ring X -06 O-Ring.....	1	6	12177	Adaptor, 08 O-Ring X 08 JIC ST.....	3
				7	12214	Adaptor, 08 O-Ring X 08 JIC 90°.....	1
				8*	32876	Module, Tag 2 Axle Control Timer.....	1

WHEN ORDERING PARTS, SPECIFY MODEL NUMBER, SERIAL NUMBER AND DESCRIPTION OF PARTS REQUIRED



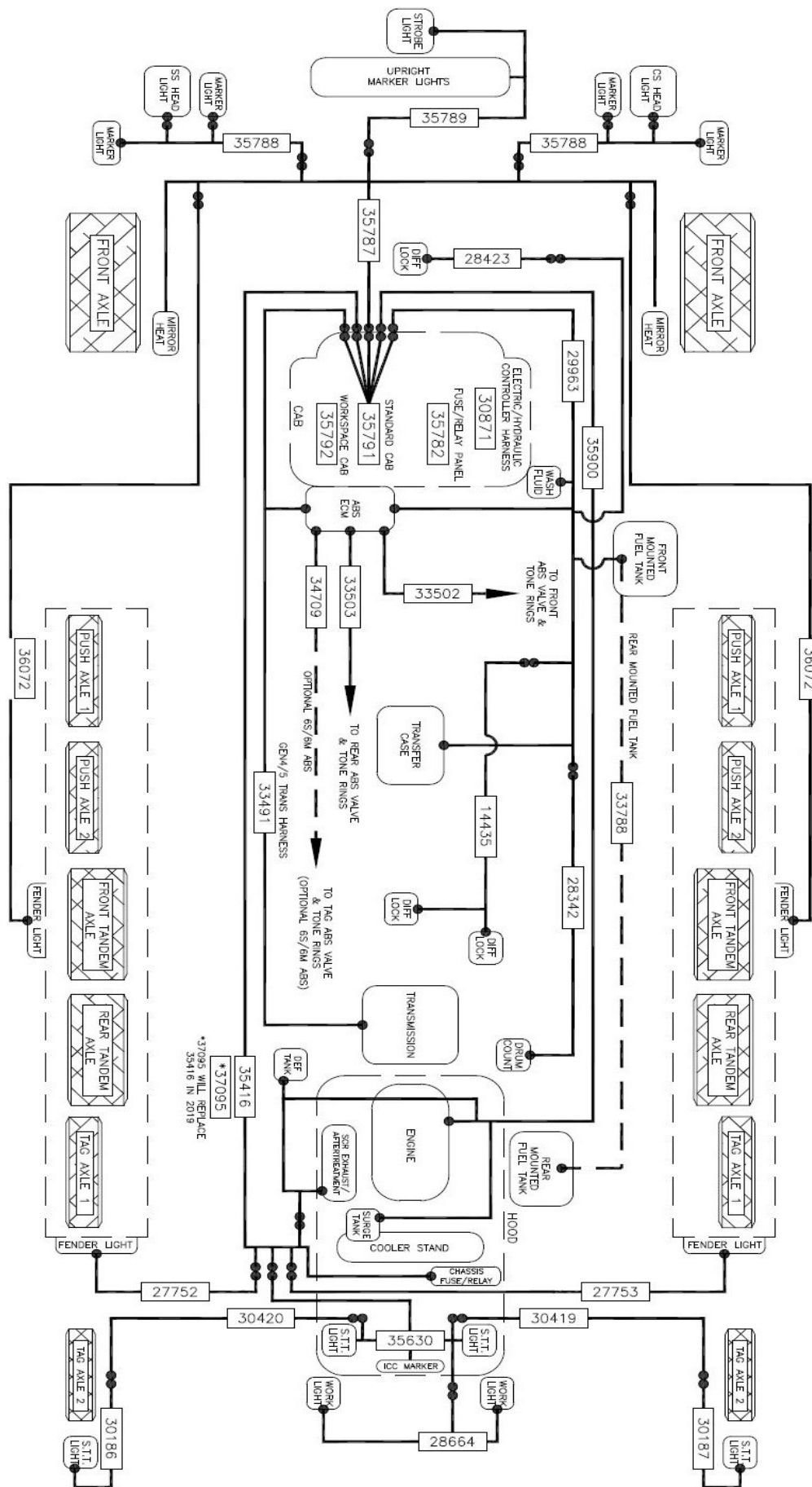
HYDRAULIC TAG VALVE

DATE: Released 03-2019
 MODEL: FD
 PAGE: 13.5

GROUP
13

This page intentionally left blank

ELECTRICALS




WHEN ORDERING PARTS, SPECIFY MODEL NUMBER, SERIAL NUMBER AND DESCRIPTION OF PARTS REQUIRED



**2018 CUMMINS X12
ELECTRICAL MODEL**

DATE: Released 03-2019
 MODEL: FD
 PAGE: 14.1

**GROUP
14**



REF	PART NO.	DESCRIPTION	REF	PART NO.	DESCRIPTION
1	19905	MODULE,WIPERS / HEADLIGHTS & TURN SIGNALS, 2000 CAB	5	34997	USB CHARGER,DASH MOUNTED
2	21860	MODULE,SWITCH,TURN SIGNAL,DRL	6	32198	RELAY,OFF DELAY
3	35477	MODULE, DRL, LED HEADLIGHTS	7	32876	MODULE,TAG AXLE MY11
4	31551	FLASHER,6 AMP,SOLID STATE	8*	36021	PIGTAIL,RELAY,5-PIN,NOT SEALED

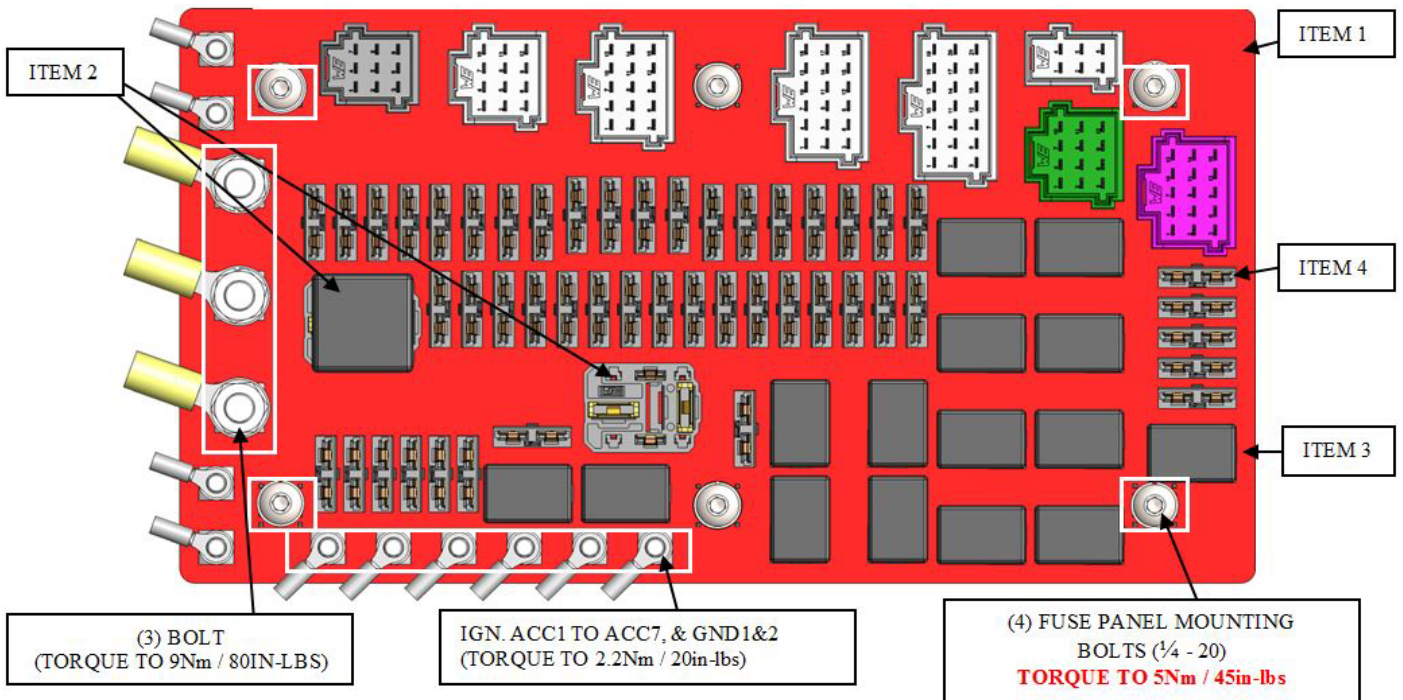

WHEN ORDERING PARTS, SPECIFY MODEL NUMBER, SERIAL NUMBER AND DESCRIPTION OF PARTS REQUIRED



ELECTRICAL SYSTEM MISC.

DATE: Released 03-2019
 MODEL: FD
 PAGE: 14.4

GROUP
14



REF	PART NO.	DESCRIPTION	REF	PART NO.	DESCRIPTION
1	35782	FUSE / RELAY PANEL	3	35796	RELAY, MICRO, 35A, 680-OHM COIL, SUPPRESSED
2	35795	RELAY, MINI, 70A, 680-OHM COIL, SUPPRESSED	4	*****	FUSES, ATO 3, 10, 15, 20, 30 AMP

WHEN ORDERING PARTS, SPECIFY MODEL NUMBER, SERIAL NUMBER AND DESCRIPTION OF PARTS REQUIRED

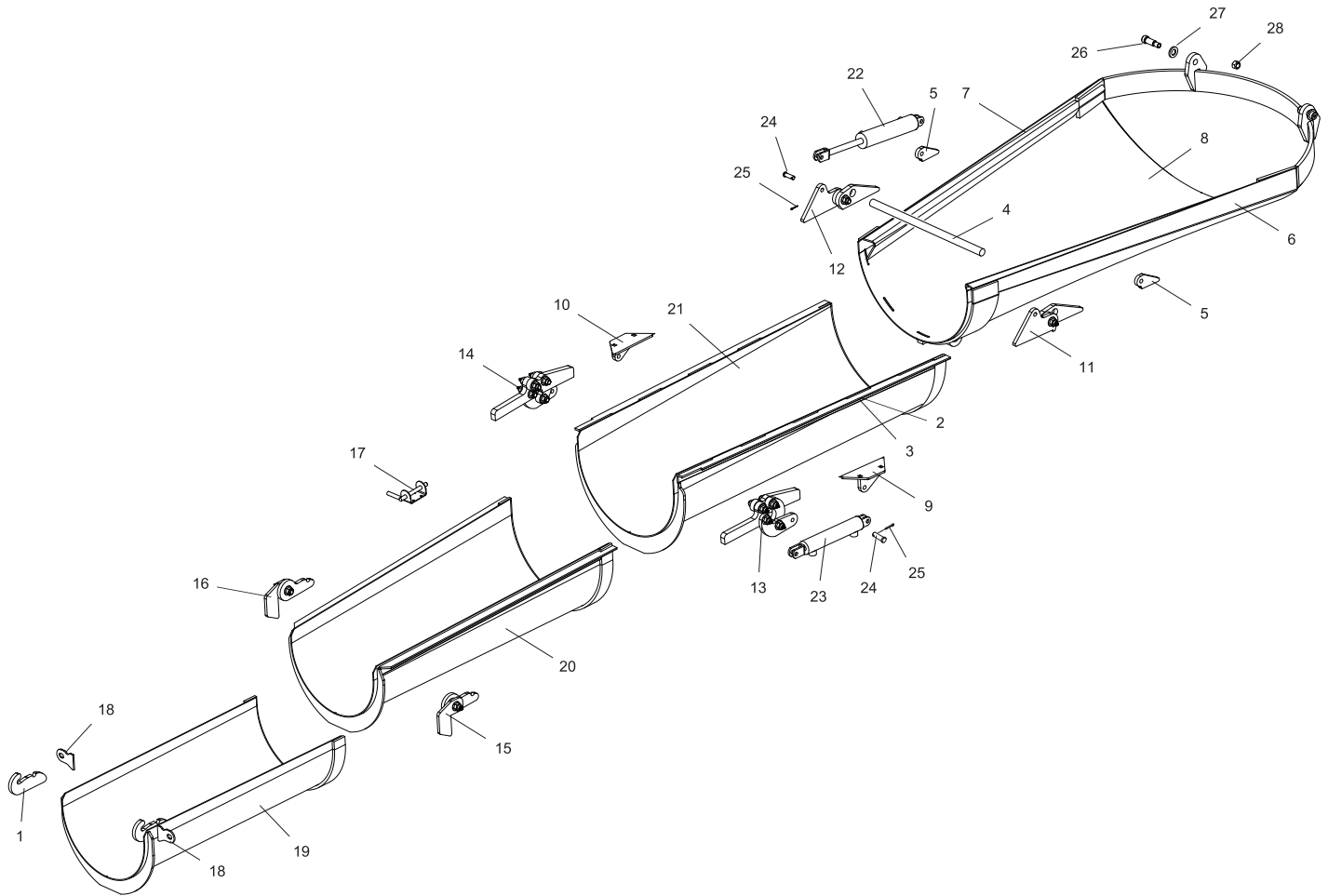


2018 ELECTRICAL PANEL DETAIL

DATE: Released 03-2019
 MODEL: FD
 PAGE: 14.5

GROUP
14

CHUTES



REF	PART NO.	DESCRIPTION	QTY	REF	PART NO.	DESCRIPTION	QTY
1	12664	Hook, Main Chute	2	18*	35875	PLATE, STD #4 CHUTE LATCH.....	1
2	19014	NUT, HEX, 5/16"-18, PF	2		35876	PLATE, PVR #4 CHUTE LATCH	1
3	19091	Bolt,HCS,5/16"-18 X 2-1/2",PF,GR8... 2		19*	35877	WDMT, CHUTE SECTION #4	
4	20585	Rod, Main Chute Hinge Support	1			STD 2017	1
5	21840	Lug, Main Chute Hydraulic Cylinder... 2			35878	WDMT, CHUTE SECTION #4	
6	21849	Rail, Hyd Main Chute, Left Side	1			PVR 2017	1
7	21850	Rail, Hyd Main Chute, Right Side..... 1		20*	35879	WDMT, CHUTE SECTION #3	
8	21847	WDMT,MAIN CHUTE,44",STD..... 1				STD 2017.....	1
9	22863	WDMT, #2 SEC RSDSD HYD			35880	WDMT, CHUTE SECTION #3	
		Pivot Base	1			PVR 2017	1
10	22864	WDMT, #2 SEC CBSD HYD		21	35881	WDMT, CHUTE SECTION #2 2017....	1
		Pivot Base	1	22	31683	CYL, Chute Flip, Offset Ports.....	2
11	28744	ASSY, Hinge, #1, LH	1	23	16099	CYL, Chute, HYD, Fold Down.....	2
12	28745	ASSY, Hinge, #1, RH.....	1	24	19205	Pin, Clevis, 1/2 X 1-1/2"	8
13	28746	ASSY, Hinge, #2, LH	1	25	19060	Pin, Cotter, 1/8" X 1", GR2.....	8
14	28747	ASSY, Hinge, #2, RH.....	1	26	19097	Bolt, Stripper, 3/4 X 1-1/2 AL.....	2
15	28748	ASSY,HINGE,#3,LH	1	27	19039	Washer, Structural, 3/4", A325, PF	2
16	28749	ASSY,HINGE,#3,RH.....	1	28	19351	Nut, Lock, Top, 5/8"-11, ZP, GRC.....	2
17	35599	Latch, Spring, Flip Chute Retaining ... 1		29*	19515	Liner, Main Chute..(not shown).....	1

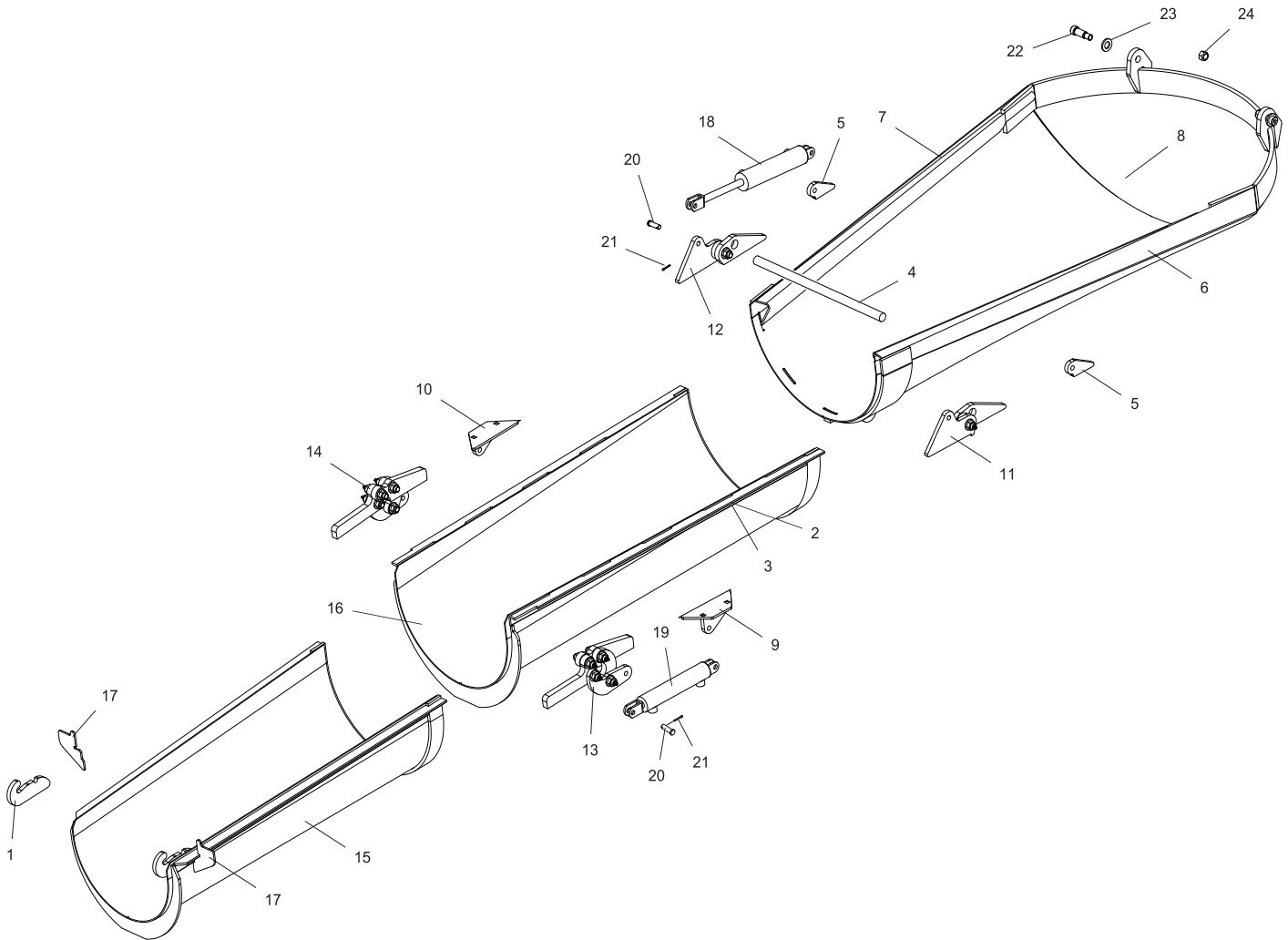
WHEN ORDERING PARTS, SPECIFY MODEL NUMBER, SERIAL NUMBER AND DESCRIPTION OF PARTS REQUIRED



CHUTE, HYD FLIP, 4 SECTION

DATE: Released 03-2019
 MODEL: FD
 PAGE: 15.1

GROUP
15



REF	PART NO.	DESCRIPTION	QTY	REF	PART NO.	DESCRIPTION	QTY
1	12664	Hook, Main Chute.....	2	15	35879	WDMT, CHUTE SECTION #3 STD 2017.....	1
2	19014	NUT, HEX, 5/16"-18, PF.....	2		35880	WDMT, CHUTE SECTION #3 PAVER 2017.....	1
3	19091	Bolt,HCS,5/16"-18 X 2-1/2",PF,GR8...2			35881	WDMT, CHUTE SECTION #2 2017....	1
4	20585	Rod, Main Chute Hinge Support.....	1		35884	PLATE, CHUTE HINGE STOP.....	1
5	21840	Lug, Main Chute Hydraulic Cylinder...2		16	35885	PLATE, CHUTE HINGE STOP, STD...1	
6	21849	Rail, Hyd Main Chute, Left Side.....	1	17	31683	CYL, Chute Flip, Offset Ports.....2	
7	21850	Rail, Hyd Main Chute, Right Side.....	1	18	16099	CYL, Chute, HYD, Fold Down.....2	
8	21847	WDMT,MAIN CHUTE,44",STD.....	1	19	19205	Pin, Clevis, 1/8" X 1-1/2".....	8
9	22863	WDMT, #2 SEC RDS D HYD Pivot Base.....	1	20	19060	Pin, Cotter, 1/8" X 1", GR2.....	8
10	22864	WDMT, #2 SEC CBS D HYD Pivot Base.....	1	21	22	Bolt, Stripper, 3/4 X 1-1/2 AL.....	2
11	28744	ASSY, Hinge, #1, LH.....	1	23	19039	Washer, Structural, 3/4", ASTM, A325, PF.....	2
12	28745	ASSY, Hinge, #1, RH.....	1	24	19351	Nut, Lock, Top, 5/8"-11, ZP, GRC.....	2
13	28746	ASSY, Hinge, #2, LH.....	1	25*	19515	Liner, Main Chute.....	1
14	28747	ASSY, Hinge, #2, RH.....	1				

*Not Shown

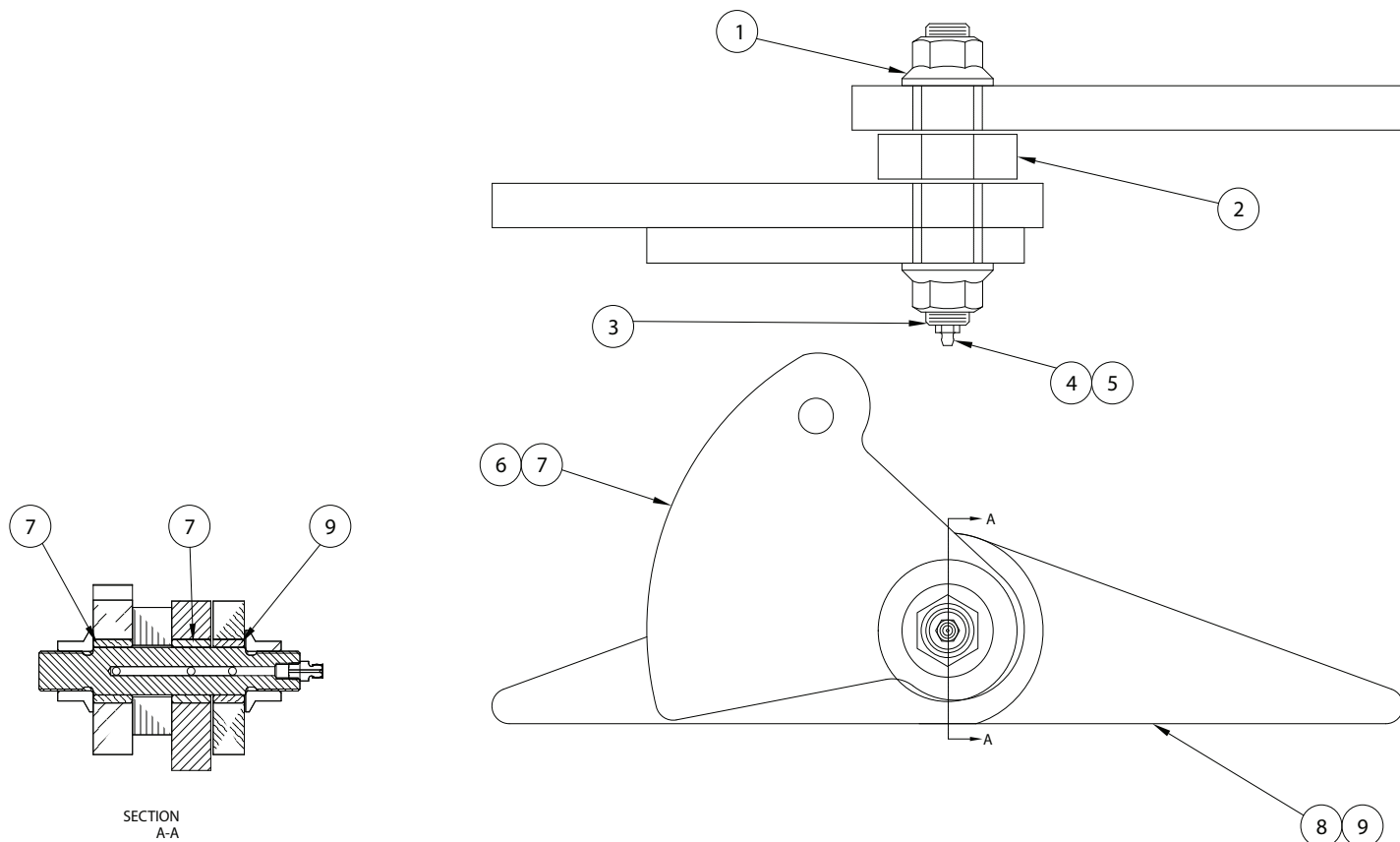
WHEN ORDERING PARTS, SPECIFY MODEL NUMBER, SERIAL NUMBER AND DESCRIPTION OF PARTS REQUIRED



CHUTE, HYD FLIP, 3 SECTION

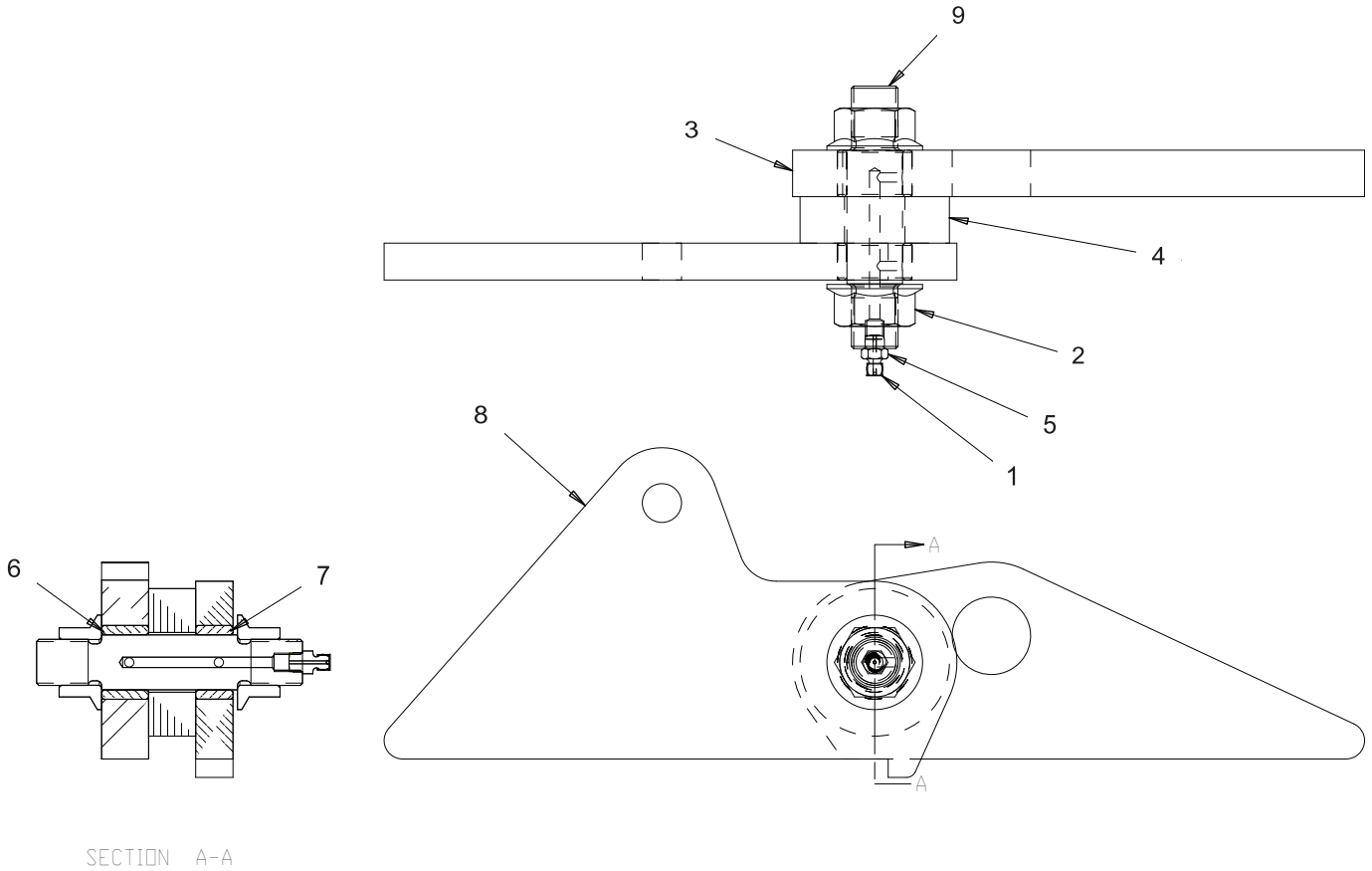
DATE: Released 03-2019
 MODEL: FD
 PAGE: 15.2

GROUP
15



REF	PART NO.	DESCRIPTION	QTY	REF	PART NO.	DESCRIPTION	QTY
**	28744 (Revision C) ASSY, Hinge, #1, LH		1	10201	CAP,GREASE ZERK	1	
**	28745 (Revision C) ASSY, Hinge, #1, RH		2	14461	NUT,LOCK,FLANGE, 5/8"-18,GR8	2	
			3	21838	HINGE,INNER,#2 SECT CHUTE	2	
			4	21839	HINGE,OUTER,#2 SECT CHUTE	1	
			5	21845	SPACER,SECOND CHUTE.....	1	
			6	22165	GREASE ZERK,1/4"-28,STRAIGHT...	1	
			7	32187	BUSHING, BRONZE, 1"OD x 3/4" ID x 5/8" WIDE	2	
			8	32188	BUSHING, BRONZE, 1"OD x 3/4" ID, 1/2" WIDE	1	
			9	32192	PIN,HINGE,HYD CHUTE,3.13"LNG...	1	

WHEN ORDERING PARTS, SPECIFY MODEL NUMBER, SERIAL NUMBER AND DESCRIPTION OF PARTS REQUIRED



REF	PART NO.	DESCRIPTION	QTY	REF	PART NO.	DESCRIPTION	QTY
**	28744 (Revision D)	ASSY, Hinge, #1, LH	1	10201	CAP,GREASE ZERK	1	
**	28745 (Revision D)	ASSY, Hinge, #1, RH	2	14461	NUT,LOCK,FLANGE, 5/8"-18,GR8	2	
			3	21838	HINGE,INNER,#2 SECT CHUTE	1	
			4	21845	SPACER,SECOND CHUTE.....	1	
			5	22165	GREASE ZERK,1/4"-28,STRAIGHT...1		
			6	32187	BUSHING, BRONZE, 1"OD x 3/4" ID x 5/8" WIDE	2	
			7	32188	BUSHING, BRONZE, 1"OD x 3/4" ID, 1/2" WIDE	1	
			8	35664	PLATE, FLIP CHUTE LINK, 1ST STAGE, MY16	1	
			9	35665	PIN, HINGE, HYD CHUTE.....	1	


WHEN ORDERING PARTS, SPECIFY MODEL NUMBER, SERIAL NUMBER AND DESCRIPTION OF PARTS REQUIRED



#1 CHUTE HINGE ASSY DETAIL

DATE: Released 03-2019
 MODEL: FD
 PAGE: 15.4

GROUP
15



REF	PART NO.	DESCRIPTION	QTY	REF	PART NO.	DESCRIPTION	QTY
1	18629	WDMT, PIVOT ASSY,MAINCHUTE ..	1	7	12715	WDMT,CHUTE TOGGLE,CHUTE LOWERING	AR
2	12659	CAP, SWIVEL, CHUTE LIFT CYL.....	1				
3	19105	BOLT, HHCS, 3/8-16 X 1" GR80	1				
4	19021	WASHER, SPLIT, LOCK.....	1				
5	11210	PIN, PIVOT,MAINCHUTE LIFT CYL..	1				
6	19194	PIN, COTTER, 3/16" X 4" GR2	1				

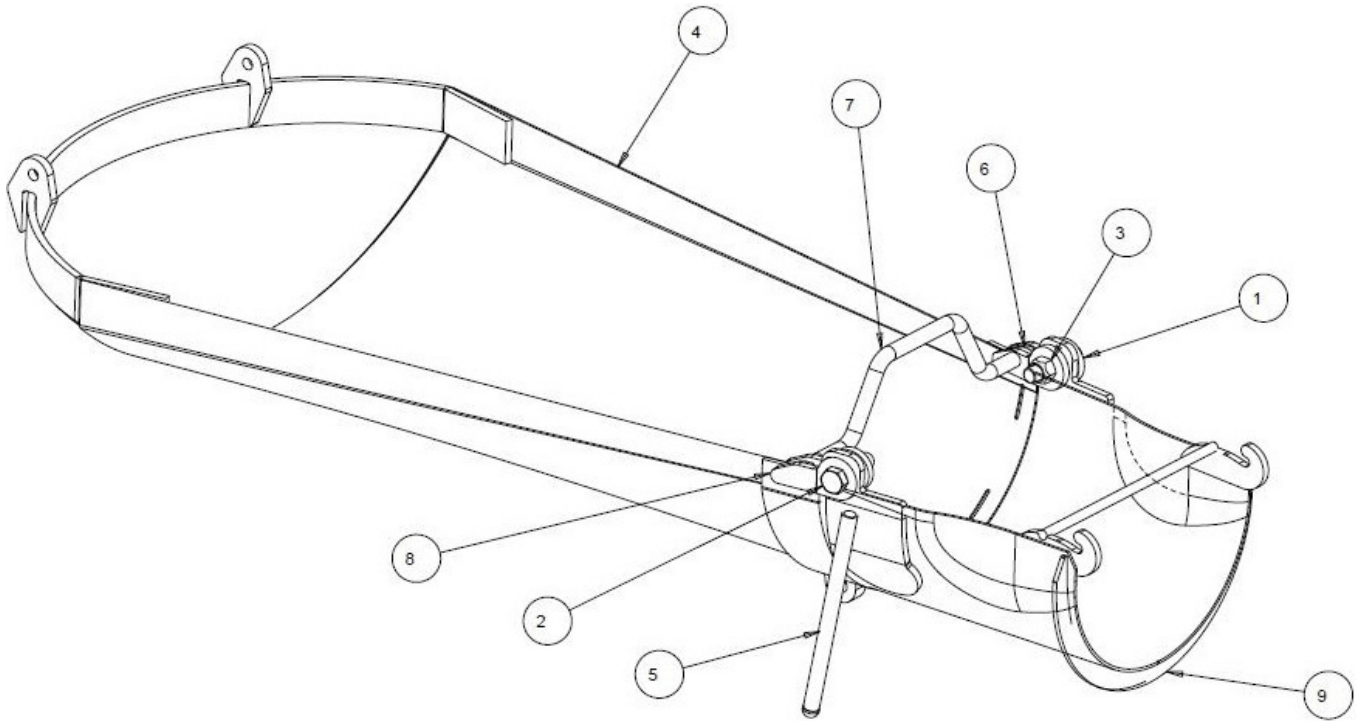
WHEN ORDERING PARTS, SPECIFY MODEL NUMBER, SERIAL NUMBER AND DESCRIPTION OF PARTS REQUIRED



MAINCHUTE LIFT PIVOT DETAIL

DATE: Released 03-2019
 MODEL: FD
 PAGE: 15.5

GROUP
15



REF	PART NO.	DESCRIPTION	QTY	REF	PART NO.	DESCRIPTION	QTY
1	12665	HINGE,PAVER FLIP CHUTE	2	9*	35882	WDMT, Chute Section, Manual Flip, STD, 2017	1
2	19215	BOLT,HHCS,1-8X3 1/2 GR8	2		35883	WDMT, Chute Section, Manual Flip, Paver, 2017	1
3	19355	NUT, HEX LOCK,1-8,GRC,ZP	2				
4	22848	WDMT,MAIN CHUTE,44",STD.....	1				
5	22939	WDMT,CHUTE HANDLE.....	2				
6	22941	SPACER,MANUAL FLIP HINGE	2	10*	19515	Liner Main Chute - Weld IN.....	1
7	30225	BRKT,SUPPORT,MANUAL MAIN CHUTE	1	11*	20829	Liner, Flip Chute - Weld IN - Paver	1
8	31669	HINGE,PAVER FLIP CHUTE,RDSD ..	2				

* ITEMS 10 & 11 ARE NOT SHOWN IN THE ILLUSTRATION

WHEN ORDERING PARTS, SPECIFY MODEL NUMBER, SERIAL NUMBER AND DESCRIPTION OF PARTS REQUIRED



MANUAL FLIP CHUTES

DATE: Released 03-2019
 MODEL: FD
 PAGE: 15.6

GROUP
15



REF	PART NO.	DESCRIPTION	REF	PART NO.	DESCRIPTION
1	12666	Extension Chute, STL, Terex-14GA	9	17051	SLIP CHUTE, STL 22" X 30" (Hydraulic)
2	15316	Extension Chute, Paver, STL, 18"	10	26971	SLIP CHUTE, AL 22" X 24" (Hydraulic)
3	12674	Extension Chute, STD, ALUM, 16"	11	35571	SLIP CHUTE, AL 16" x 24" (Manual)
4	18068	Extension Chute, Paver, AL	12	28780	WDMT, Chute, Stub, 16", Advance, STL
5	20299	Extension Chute, STD, AL W/AL Liner	13	28778	WDMT, Chute, Stub, 18", Paver, STL
6	24133	Extension Chute, Paver AL, AL W/AL Liner			
7	23521	Chute, EXT, Terex PREM, W/LNR, UNPN			
8	32478	EXT CHT, STD AL W/HD AL Liner, ERNST			

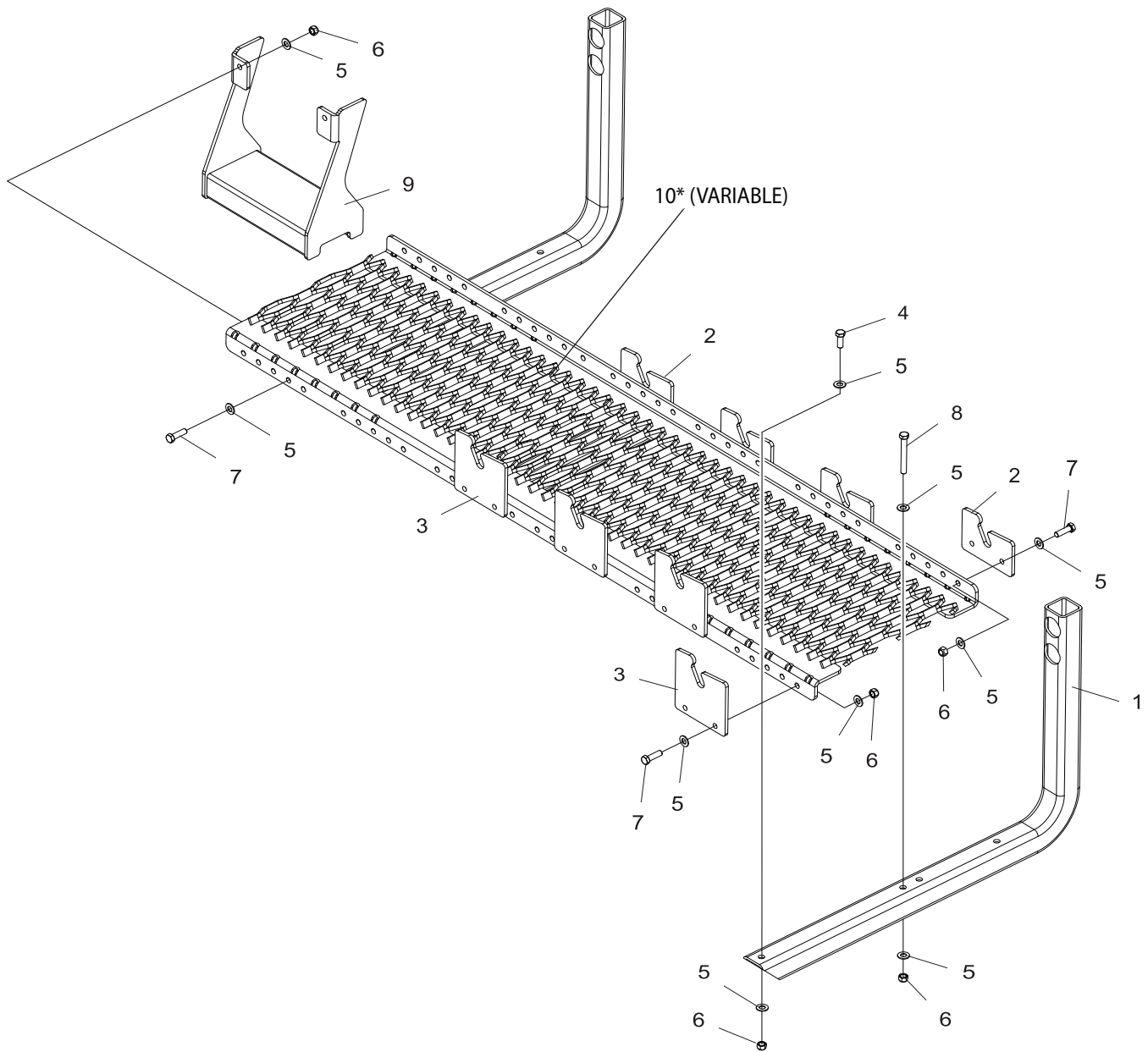
WHEN ORDERING PARTS, SPECIFY MODEL NUMBER, SERIAL NUMBER AND DESCRIPTION OF PARTS REQUIRED



EXTENSION CHUTES

DATE: Released 03-2019
 MODEL: FD
 PAGE: 15.7

GROUP
15



REF	PART NO.	DESCRIPTION	REF	PART NO.	DESCRIPTION
1	31392	BRKT, Chute Carrier, 2008	10	35488	WDMT, STEP PLATFORM, 16"
2	31488	Mount, Chute Carrier, Low, Inside		35492	WDMT, CHUTE TRAY, 28" STD CBSD
3	31489	Mount, Chute Carrier, High, Outside		35493	WDMT, CHUTE TRAY 28" PVR CBSD
4	19105	Bolt, HHCS, 3/8-16 X 1, GR8		35497	WDMT, CHUTE TRAY, 35" STD RDSB
5	19272	Washer, Flat, 3/8 A325		35498	WDMT, CHUTE TRAY, 35" PVR RDSB
6	19353	Nut, Auto Style, 3/8-16, GRC		35502	WDMT, CHUTE TRAY, 46" STD RDSB
7	19107	Bolt, HHCS, 3/8-16 X 1-1/4, GR8		35503	WDMT, CHUTE TRAY, 46" PVR RDSB
8	19148	Bolt, HHCS, 3/8-16 X 3, GR8		35504	WDMT, CHUTE TRAY, 46" STD CBSD
9	31497	WDMT Step Chute Carrier		35514	WDMT, CHUTE TRAY, 46" PVR CBSD
				35964	WDMT, CHUTE TRAY, 46" PREM RDSB
				35507	WDMT, CHUTE TRAY, 53" STD RDSB
				35508	WDMT, CHUTE TRAY, 53" PVR RDSB
				35517	WDMT, CHUTE CARRIER TRAY, 69.5"
				35518	WDMT, CHUTE CARRIER TRAY, 69.5"

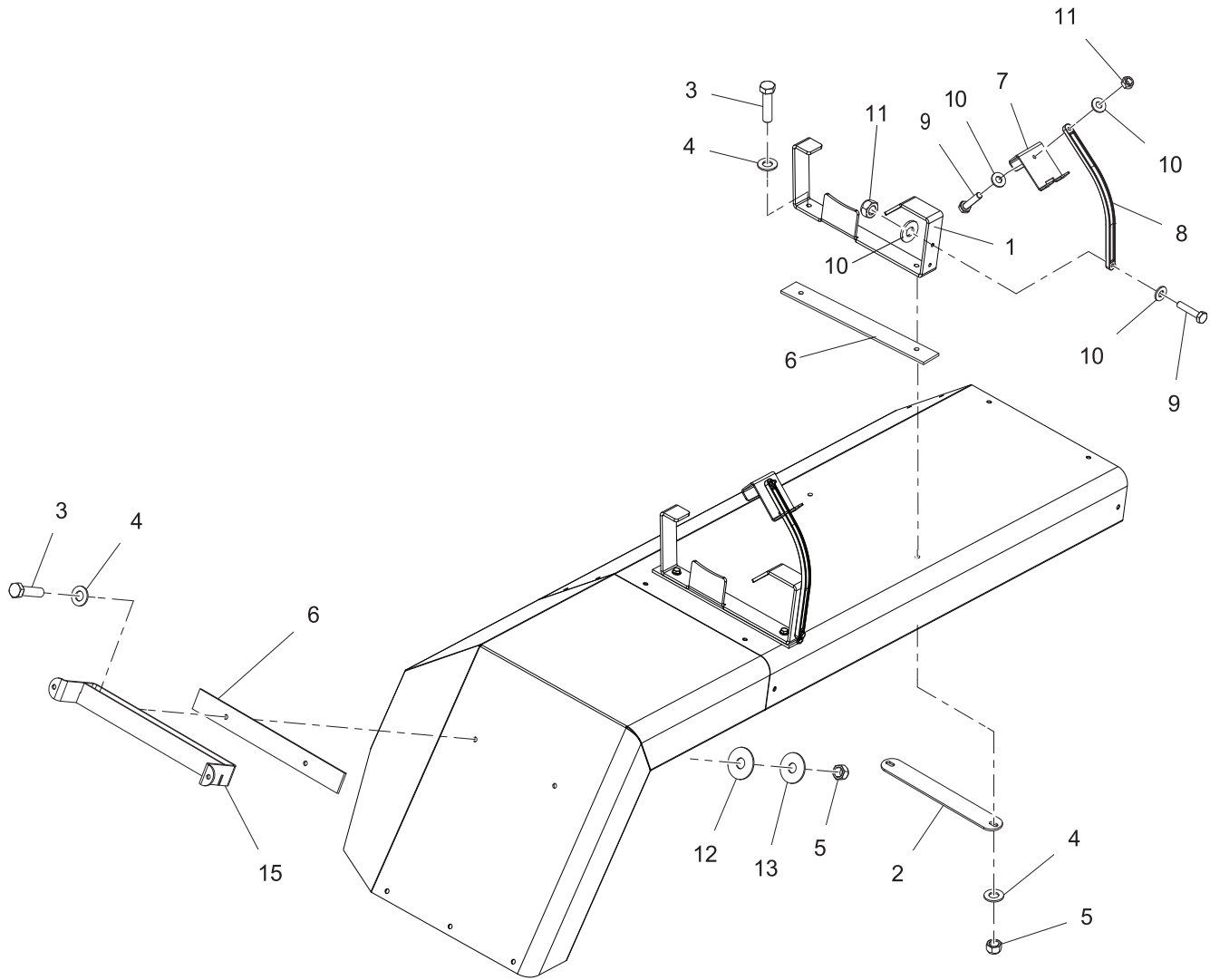
WHEN ORDERING PARTS, SPECIFY MODEL NUMBER, SERIAL NUMBER AND DESCRIPTION OF PARTS REQUIRED



2018 CHUTE TRAY

DATE: Released 03-2019
 MODEL: FD
 PAGE: 15.8

GROUP
15



REF	PART NO.	DESCRIPTION	REF	PART NO.	DESCRIPTION
1*	35387	Chute Holder, Fender Mounted	10	19053	Washer, Flat, 1/4", SAE, ZP
	35918	Chute Holder, Curb Chute on Fender	11	19352	Nut, Lock, Top, 1/4"-20, ZP, GRC
	35455	Chute Holder, Curb Chute in Carrier Tray	12	19308	Washer, Flat, 3/8", PVC
2	30323	Plate, Backing, Chute Saddle	13	22288	Washer, FNDR, 3/8" X 1-1/4", ZP
3	19109	Bolt, HHCS, 3/8"-16 X 1-1/2", PF, GR8	14*	16903	Strap, Rubber Chute Tie Down, 31"
4	19045	Washer, Flat, 3/8", GR2		27034	Strap, Rubber, Chute Tie Down, 41"
5	19353	Nut, Lock, Top, 3/8"-16, ZP, GRC		32469	Strap, Ratchet, Chute Tie-Down
6	20300	Pad, Rubber, 1/4" X 2"			*Not Shown*
7	32217	Chute Hold-Down Clamp	15	30313	WDMT, Chute Rest, Rear Fender, ADV AL
8	16902	Strap, Rubber, 15"		30315	WDMT, Chute Rest, Rear Fender, AL PVR
9	19174	Bolt, HHCS, 1/4"-20 X 1-1/4", PF, GR8		32928	WDMT, Chute Rest, Tall, RR Fender, ADV AL
				34011	WDMT, Chute Rest, RR FNDR, Paver, Tall

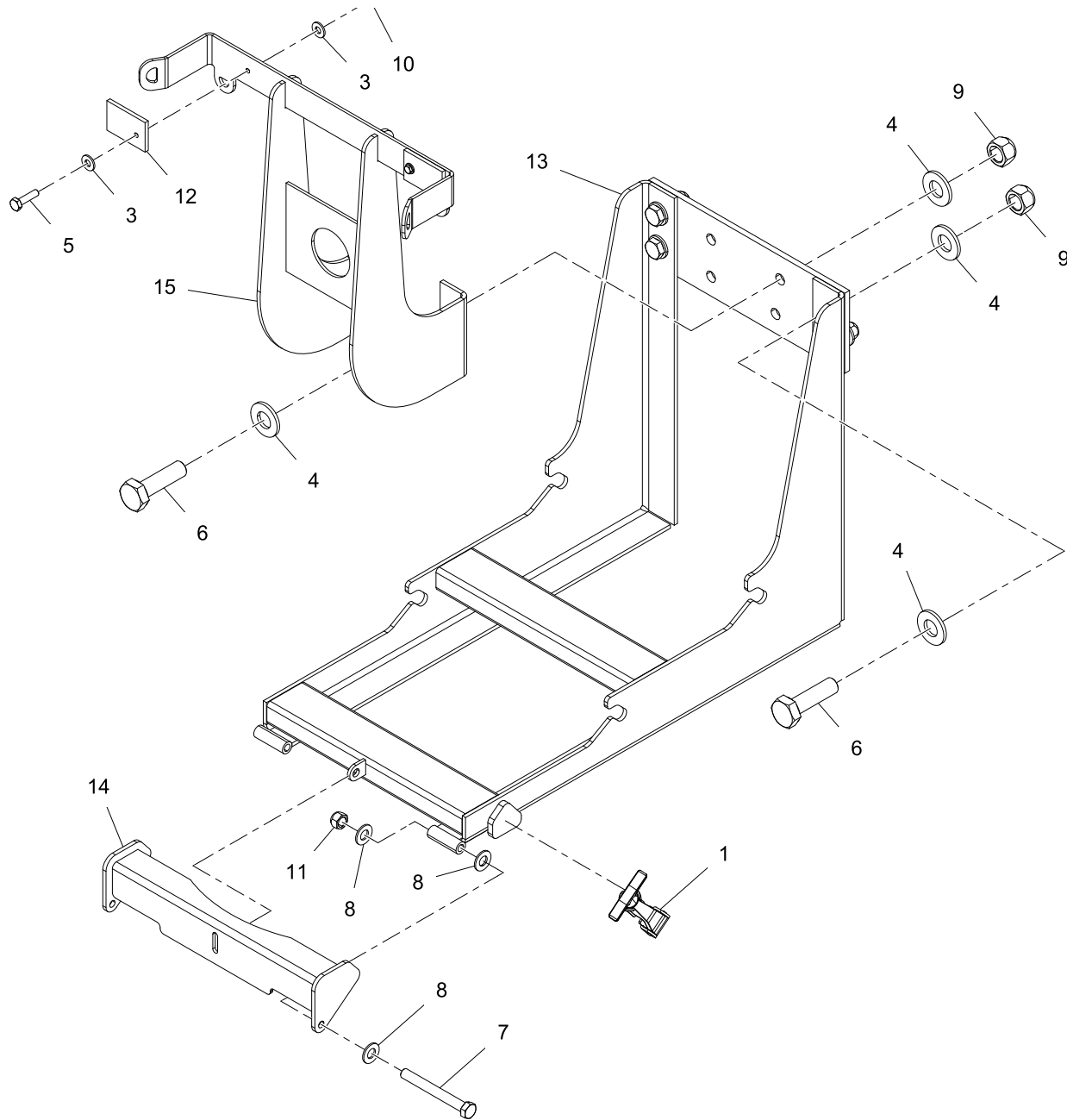
WHEN ORDERING PARTS, SPECIFY MODEL NUMBER, SERIAL NUMBER AND DESCRIPTION OF PARTS REQUIRED



CHUTE REST & MOUNTS

DATE: Released 03-2019
 MODEL: FD
 PAGE: 15.9

GROUP
15



REF	PART NO.	DESCRIPTION	QTY	REF	PART NO.	DESCRIPTION	QTY
*34195 Assy, Vertical Chute Holder, 2-Place				8	19272	Washer, Flat, 3/8", SAE, HHS, PF.....	6
				9	19351	Nut, Lock, Top, 5/8"-11, ZP, GRC.....	8
1**	13093	Latch, Battery Box.....	1	10	19352	Nut, Lock, Top, 1/4"-20, ZP, GRC.....	2
2*	16903	Strap, Chute Tie Down, 31".....	1	11	19353	Nut, Lock, Top, 3/8"-16, ZP, GRC.....	2
3	19053	Washer, Flat, 1/4", SAE, ZP.....	4	12	20300	Pad, Rubber, 1/4 X 2".....	2
4	19086	Washer, Flat, 5/8".....	16	13	30952	WDMT, Chute Holder, Twin, Locking.....	1
5	19127	Bolt, HHCS, 1/4"-20 X 1", PF, GR8....	2	14	30953	WDMT, Chute Lock Plate, Premier Chutes.....	1
6	19157	Bolt, HHCS, 5/8"-11 X 2-1/4", PF, GR8.....	8	15	31555	WDMT, Chute Locking Plate, 16" STL STD Chute.....	1
7	19242	Bolt, HHCS, 3/8"-16 X 3-1/4", YZ, GR8.....			31028	WDMT, Chute Holder Support.....	1

WHEN ORDERING PARTS, SPECIFY MODEL NUMBER, SERIAL NUMBER AND DESCRIPTION OF PARTS REQUIRED



VERTICAL CHUTE HOLDER

DATE: Released 03-2019
 MODEL: FD
 PAGE: 15.10

GROUP
15

BARRELS



Terex® Commander Series mixer drums are built with high quality, abrasion resistant grade steel which provides long service life & severe-duty performance with any aggregate.

For your convenience, Terex service technicians are available to perform measuring, thickness testing and installations at your site. Fin kits to rebuild your drum are available for customer installation, or custom installation by Terex personnel.

Terex® Front Discharge drums and fins are available in:

- 3/16-inch AR 230
- 3/16-inch AR 400 Brinell
- 1/4-inch AR 230

The best way to protect your investment and keep costs down is to use genuine OEM Terex replacement parts manufactured to your mixer's exact specifications to maximize productivity. For more information or to place an order, call toll free (800) 433-6691 or fax (260) 497-0939.

The 'STD' configuration Front Discharge drum is made with 3/16" AR400 shell and 1/4" AR230 mixing fins.

WHEN ORDERING PARTS, SPECIFY MODEL NUMBER, SERIAL NUMBER AND DESCRIPTION OF PARTS REQUIRED

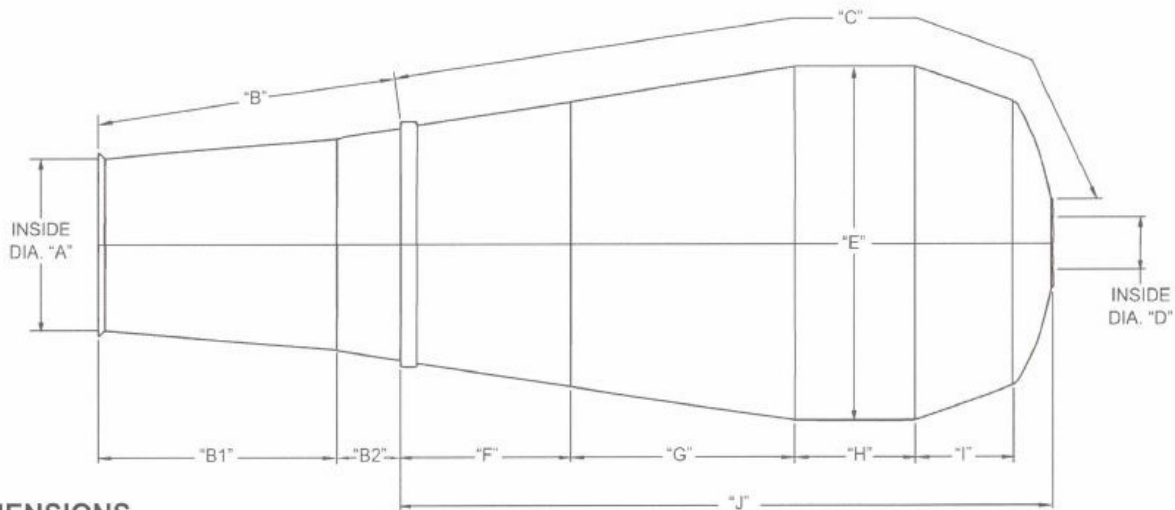


**FRONT DISCHARGE
MIXER REPLACEMENT DRUMS**

DATE: Released 03-2019
MODEL: FD
PAGE: 16.1

**GROUP
16**

FRONT DISCHARGE DRUM MEASUREMENT SHEET



DIMENSIONS

- A. _____ Inside Drum
- B. _____ From Front Of Drum Including Flange To Front Of Roller Track
- B1. _____ Flange To Seam
- B2. _____ Seam To Front Of Track
- C. _____ Follow Curvative Of Drum From Front Of Roller Track To Drum Drive Flange On head
- D. _____ Inside Diameter
- E. _____ Circumference Of Drum
- F. _____ Front Of Track To Seam
- G. _____ Seam To Seam
- H. _____ Seam To Seam
- I. _____ Seam To Seam
- J. _____ Front Of Track To Straight Edge Of Head

Number Of Bolts In Flange: _____

Mixer Serial Number: _____

Mixer Size: _____

Mixer Brand: _____

Customer Name: _____

Street Address: _____

City: _____

State & Zip: _____

Phone #: _____

Fax #: _____

Contact Name: _____

Drum Configuration

Drum Shell Thickness: 3/16" 1/4"

Fin Thickness: 3/16" 1/4"

Options

Quick Hatch

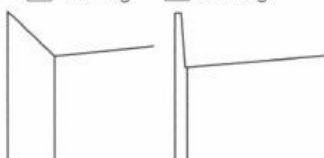
Twin Hatch

Primed

Painted

Specify Flange

45 Deg 90 Deg.



Terex Advance Mixer Inc. For information Call 1-800-433-6691 Fax 260-497-0939

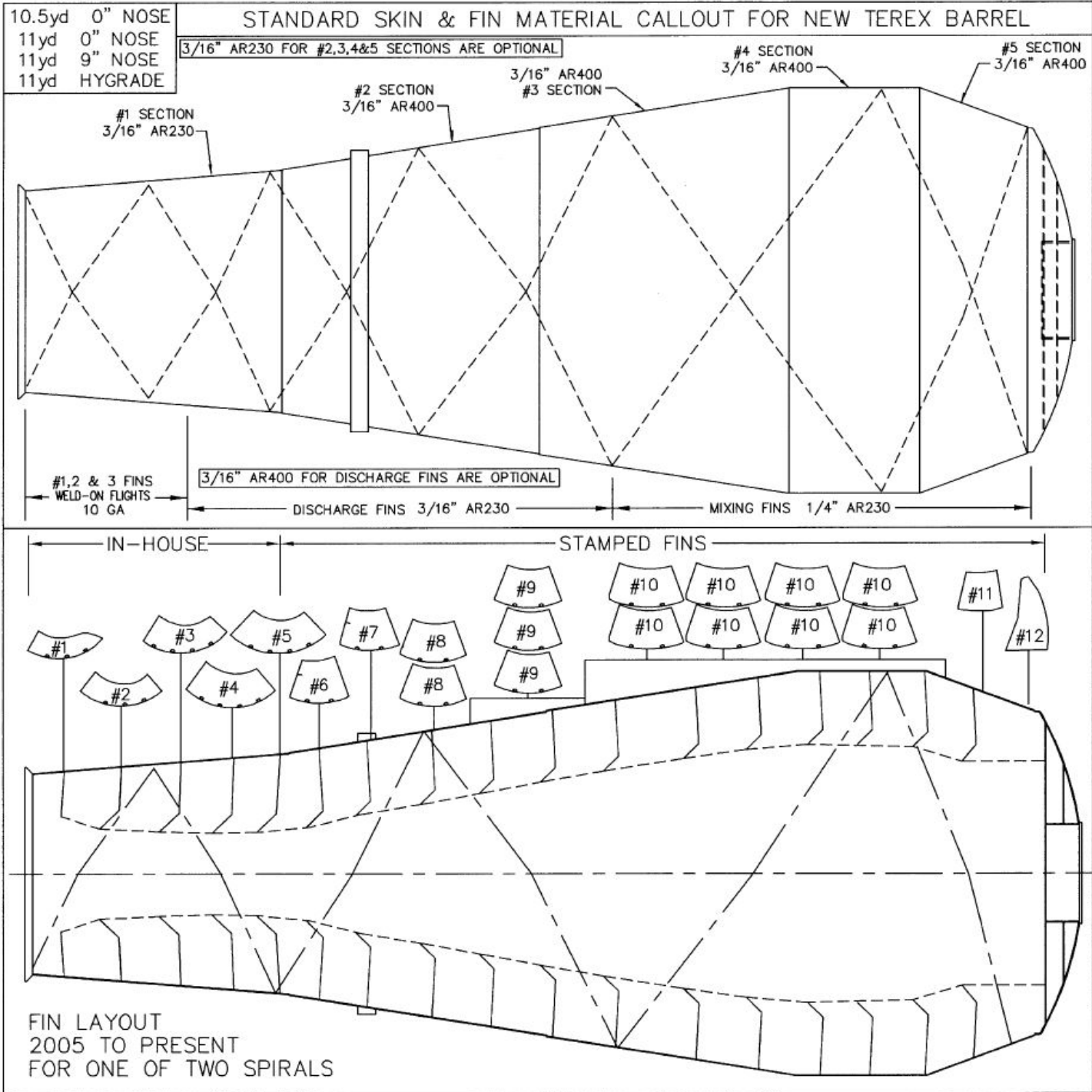
WHEN ORDERING PARTS, SPECIFY MODEL NUMBER, SERIAL NUMBER AND DESCRIPTION OF PARTS REQUIRED



**MEASUREMENT SHEET
FRONT DISCHARGE DRUM**

DATE: Released 03-2019
MODEL: FD
PAGE: 16.2

GROUP
16



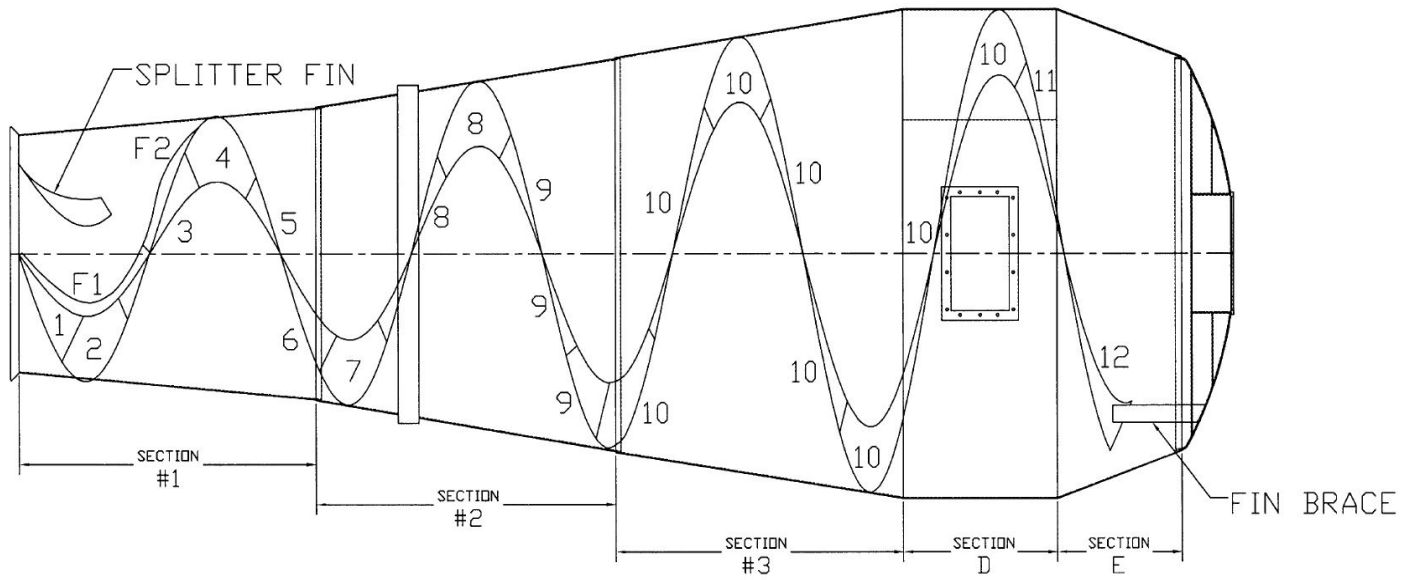
Terex Advance Mixer Inc. For information Call 1-800-433-6691 Fax 260-497-0939
 WHEN ORDERING PARTS, SPECIFY MODEL NUMBER, SERIAL NUMBER AND DESCRIPTION OF PARTS REQUIRED



**FRONT DISCHARGE DRUM
SKIN AND FIN DETAILS**

DATE: Released 03-2019
 MODEL: FD
 PAGE: 16.3

**GROUP
16**



Fin Breakdown (Formed Fin Design)-Post 2006 *Effective March 2006						
No	Description	10GA	3/16" AR230	1/4" AR230	3/16" AR400	QTY
1	FIN#1	28703				2
2	FIN#2	28704				2
3	FIN#3	28705				2
4	FIN#4		28706			2
5	FIN#5		28707			2
6	FIN#6		28710			2
7	FIN#7		28711			2
8	FIN#8		29055			4
9	FIN#9		28712	29121	28720	6
10	FIN#10		28713	29122	28721	16
11	FIN#11		28716	29123	28724	2
12	FIN#12		28717	29124	28725	2
13	SPLITTER FIN	27870				2
F-1	FLIGHT#1	28708				2
F-2	FLIGHT#2	28709				2
	FIN BRACE				16352	2
	UNIVERSAL CAP		31374			AR

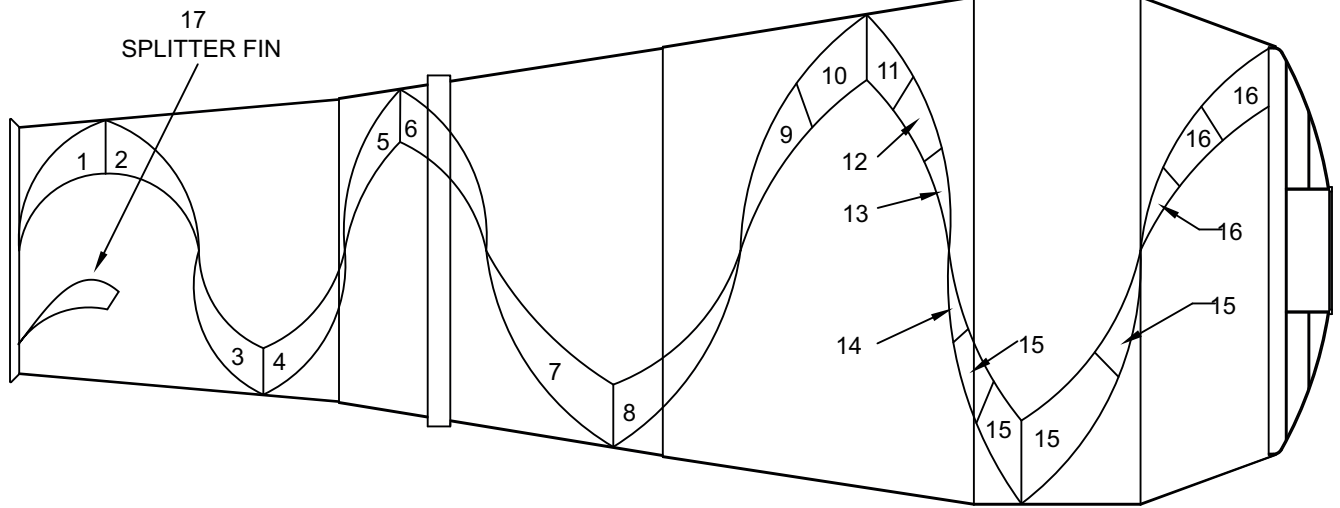
WHEN ORDERING PARTS, SPECIFY MODEL NUMBER, SERIAL NUMBER AND DESCRIPTION OF PARTS REQUIRED



**FIN BREAKDOWN
(FORMED FIN DESIGN)
MARCH 2006 - CURRENT**

DATE: Released 03-2019
MODEL: FD
PAGE: 16.4

**GROUP
16**



Fin Breakdown (T-Blade Configuration) Prior to March 2006						
No	Description	10GA	3/16" AR230	1/4" AR230	3/16" AR400	QTY
1	FIN#1	16332				2
2	FIN#2	16333				2
3	FIN#3	16334				2
4	FIN#4	16335				2
5	FIN#5	16336				2
6	FIN#6	16337				2
7	FIN#7	16338				2
8	FIN#8	16342				2
9	FIN#9	16339				2
10	FIN#10		26572	28570	16343	2
11	FIN#11		26573	28574	16340	2
12	FIN#12		26574	28577	16344	2
13	FIN#13		26575	28580	16341	2
14	FIN#14		26576	28583	16358	2
15	FIN#15		26568	28586	16361	8
16	FIN#16		26569	28589	16362	4
17	SPLITTER FIN	16349				2
No	Description	10GA-6" Tall	10GA-10" Tall		Part No.	QTY
1a*	FLIGHT #4 - 51"	19118	27834			8
2a*	FLIGHT #3 - 41"	19119	27833			2
3a*	FLIGHT #2 - 40"	19120	27832			2
4a*	FLIGHT #1B - 36"	19121	27831			2
5a*	FLIGHT #1B - 34"	19122	27830			2
6a*	DRIP RING				18649	1
7a*	WEAR BAND				18620	2
8a*	NOSE RING				28908	2

* ITEMS ARE NOT SHOWN IN THE ILLUSTRATION

WHEN ORDERING PARTS, SPECIFY MODEL NUMBER, SERIAL NUMBER AND DESCRIPTION OF PARTS REQUIRED



**FIN BREAKDOWN
(T-BLADE CONFIGURATION)
PRE MARCH 2006**

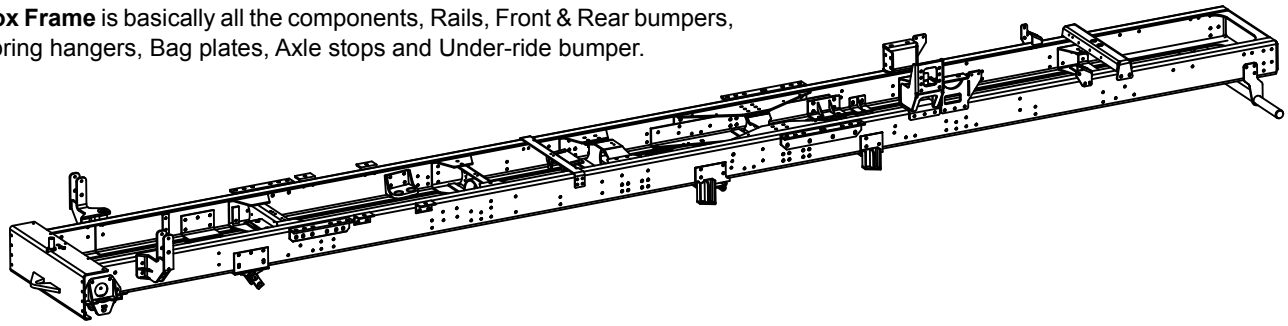
DATE: Released 03-2019
MODEL: FD
PAGE: 16.5

**GROUP
16**

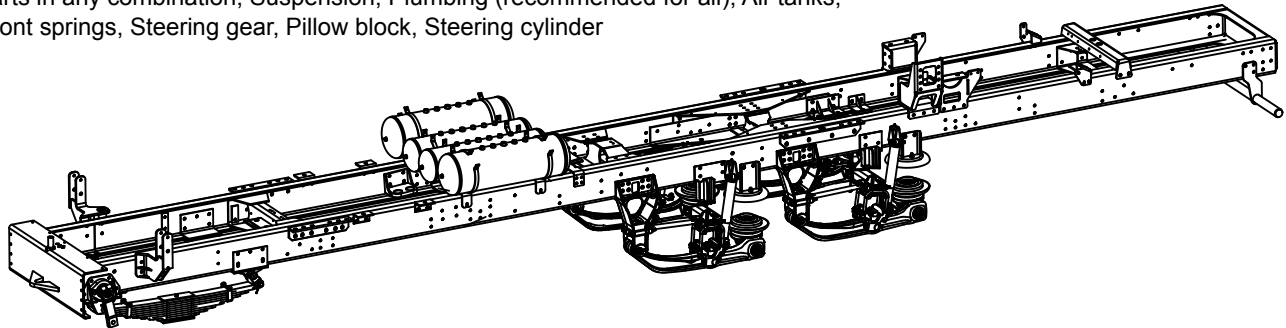
SERVICE FRAMES

TEREX PROVIDES A FULL LINE OF CUSTOM BUILT BOX FRAMES FOR SPECIFIC AXLE CONFIGURATION

Box Frame is basically all the components, Rails, Front & Rear bumpers, Spring hangers, Bag plates, Axle stops and Under-ride bumper.

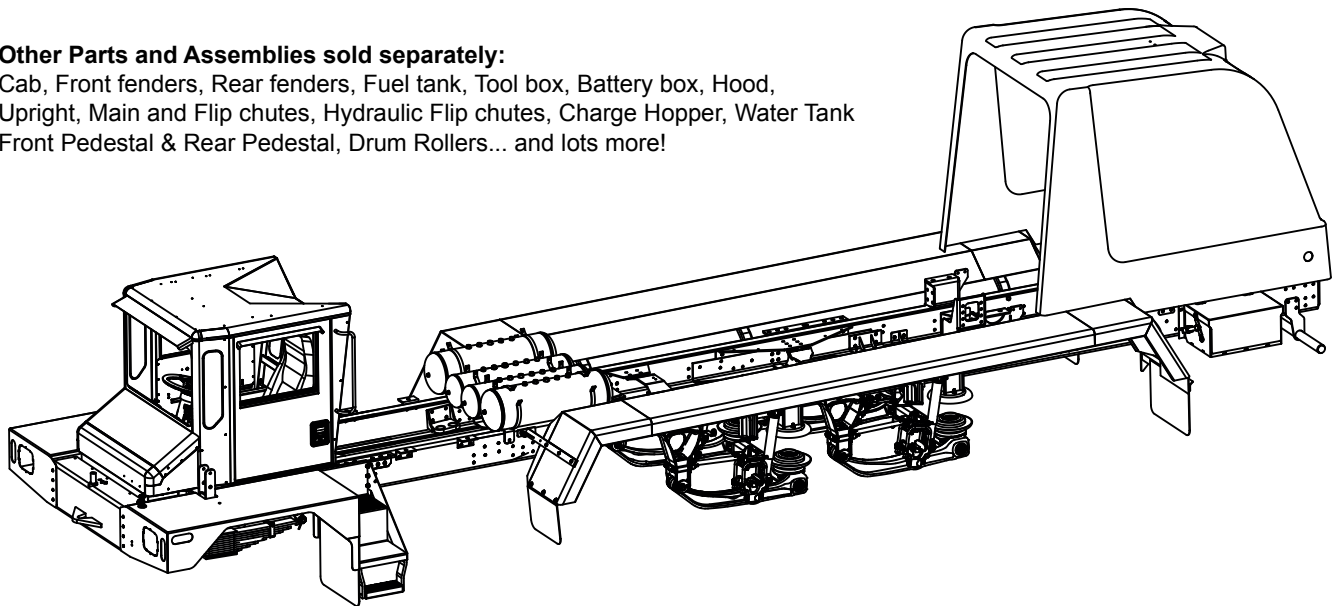


Box Frame Plus (Service Frame) is basically a box frame with additions of the below listed parts in any combination, Suspension, Plumbing (recommended for all), Air tanks, Front springs, Steering gear, Pillow block, Steering cylinder



Other Parts and Assemblies sold separately:

Cab, Front fenders, Rear fenders, Fuel tank, Tool box, Battery box, Hood, Upright, Main and Flip chutes, Hydraulic Flip chutes, Charge Hopper, Water Tank Front Pedestal & Rear Pedestal, Drum Rollers... and lots more!



WHEN ORDERING PARTS, SPECIFY MODEL NUMBER, SERIAL NUMBER AND DESCRIPTION OF PARTS REQUIRED



BOX FRAME KITS & INFO

DATE: Released 03-2019
 MODEL: FD
 PAGE: 17.1

GROUP
17

MISCELLANEOUS FORMS

Photocopy forms as needed

TRUCK MIXER MANUFACTURERS BUREAU

Affiliated with National Ready Mixed Concrete Association

900 SPRING STREET
SILVER SPRING, MD. 20910



Telephone: (301) 587-1400

FAX: 585-4219

Peter T. Vlahos, Executive Secretary

Request for Replacement of Lost or Damaged Rating Plate

TO BE COMPLETED BY MIXER OWNER:

The undersigned company is the owner of the ready mixed concrete truck or trailer with a rated mixer capacity of _____ cubic yards, to which was attached a rating plate issued by the Truck Mixer Manufacturers Bureau bearing NRMCA Registry No. _____. This mixer was manufactured by _____ and bears manufacturer's Serial No. _____.

Said rating place was stolen____, lost____, destroyed____, damaged____. I hereby request that the Truck Mixer Manufacturers Bureau issue a replacement rating plate for this mixer.

(NAME OF COMPANY)

(STREET)

(CITY)

(STATE)

(ZIP)

(AUTHORIZED OFFICER)

(TITLE)

The above should be filled out and forwarded to the mixer manufacturer with check *made payable to the Truck Mixer Manufacturers Bureau* covering the charge for the new plate, computed at a rate of \$25 per plate.

- OVER -

TO BE COMPLETED BY MIXER MANUFACTURER:

The undersigned member of the Truck Mixer Manufacturers Bureau certifies that it supplied to the owner above named a ready mixed concrete truck mixer of the rated capacity and bearing the rating plate above described. This company will make every effort to assure proper attachment of the replacement plate and certifies that the replacement plate will, to the best of our knowledge, be attached to the standard mixer described above.

Terex Advance Mixer, Inc.

(NAME OF MANUFACTURER)

By _____

(AUTHORIZED OFFICER)

NOTE: The Bureau recognizes that in rare instances records may have been lost or destroyed so that it is impossible for the owner or the manufacturer to furnish information as to the NRMCA Registry Number of the original plate for which replacement is requested. In such case, the manufacturer must execute the following:

The undersigned member of the Truck Mixer Manufacturers Bureau certifies that the replacement plate requested above will be attached to a standard mixer manufactured by this company, with the rated capacity indicated above, and which did originally carry a Bureau rating plate. It is further certified that this mixer still conforms to the Bureau's Standards and is still entitled to bear a rating plate.

Terex Advance Mixer, Inc.

(NAME OF MANUFACTURER)

By _____

(AUTHORIZED OFFICER)

To the Manufacturer: If NRMCA Registry Number is not available for some reason, please give year mixer was originally shipped: _____

When Completed -- Please Return With Payment to:

Attn: Plate Request
Truck Mixer Manufacturers Bureau
900 Spring Street
Silver Spring, MD 20910

FAX: (301) 587-4260
PHONE: (301) 587-1400



Concrete Mixer Truck Speedometer Request Form

WHITE FACE BLACK FACE

DATE: _____

COMPANY NAME: _____

CONTACT NAME: _____

PHONE NUMBER: _____

FAX NUMBER: _____

TRUCK MODEL YEAR: _____

FULL TRUCK VIN NUMBER: _____

DATE IN SERVICE: _____

DATE OF FAILURE: _____

MILES TO BE PROGRAMMED: _____

HOURS TO BE PROGRAMMED: _____

SENDING UNIT LOCATION: TRANSFER CASE TRANSMISSION

I CERTIFY THAT THE ABOVE INFORMATION REGARDING MACHINE HOURS AND MILEAGE IS ACCURATE

SHIP TO ADDRESS

PRINTED NAME _____ ADDRESS _____

CITY _____

SIGNATURE _____ STATE _____ ZIP _____

Please complete this form and fax to the Terex Parts Department

FAX: (260) 497-0939

CONCRETE READY-MIX PARTS TEAM



CREDIT APPLICATION

Return via email to GBS.US.AR@terex.com

NAME & ADDRESS

Legal Company Name: _____

DBA: _____

Address: _____ City: _____ St: _____ Zip: _____

Telephone: _____ Fax: _____ E-mail: _____

In Business Since: _____ A/P: Contact: _____

DELIVERY ADDRESS

Address _____

City _____

Zip _____

SALES TAX

TAXABLE NON-TAXABLE / IF TAX-EXEMPT, TAX EXEMPT CERTIFICATE MUST BE PROVIDED

BANK REFERENCES

Institution Name: _____

Address: _____ City: _____ St: _____ Zip: _____

Telephone: _____ Fax: _____ Contact: _____

TRADE REFERENCES:

Company Name: _____

Address: _____ City: _____ St: _____ Zip: _____

Telephone: _____ Fax: _____ Contact: _____

Company Name: _____

Address: _____ City: _____ St: _____ Zip: _____

Telephone: _____ Fax: _____ Contact: _____

Company Name: _____

Address: _____ City: _____ St: _____ Zip: _____

Telephone: _____ Fax: _____ Contact: _____

I certify the information contained in this credit application is complete and accurate. I further understand the information provided above will be used for the purpose of obtaining credit with Terex Advance Mixer. I/We authorize Terex Advance Mixer to investigate the references listed and perform a general credit check as it pertains to the applicant's financial responsibility.

Name: _____ Date: _____

Print Name: _____ Title: _____



TEREX®



TEREX ADVANCE MIXER
7727 FREEDOM WAY • FORT WAYNE, IN 46818

www.terexmixerparts.com

(800) 433-6691

© 2019 Terex Corporation • All Rights Reserved